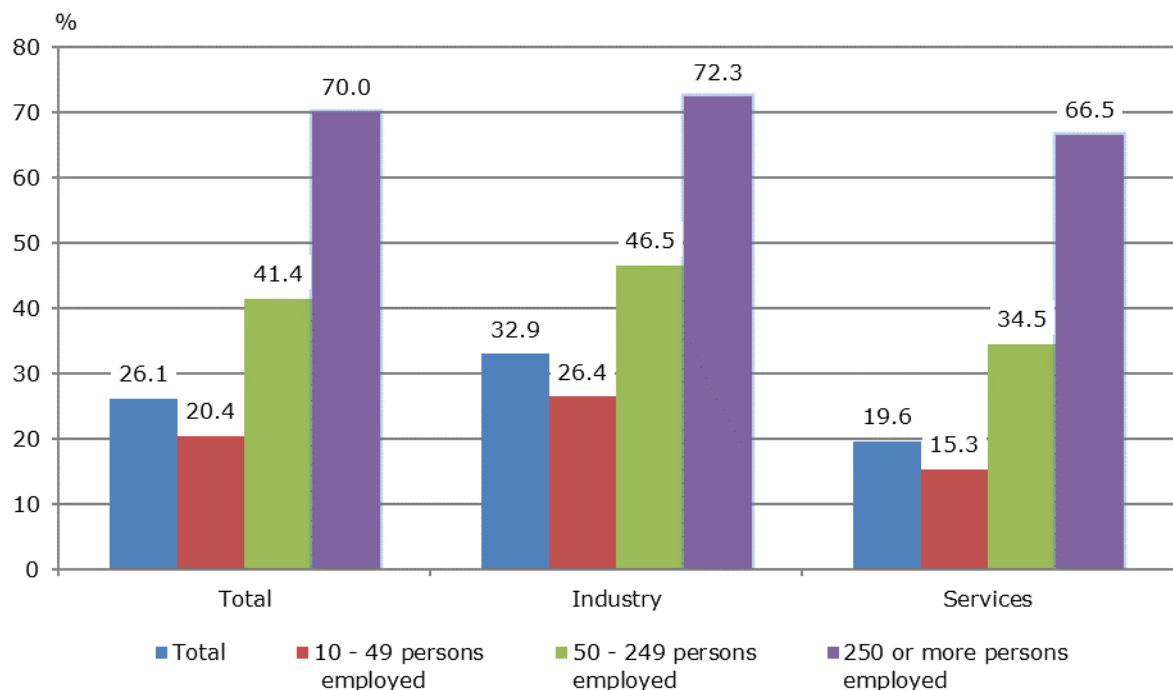




INNOVATION ACTIVITY OF THE ENTERPRISES DURING THE PERIOD 2020 - 2022

During the period 2020 - 2022, 26.1% of the enterprises with 10 or more persons employed carried out an innovation activity. The innovation activity of the enterprises in the industrial sector¹ (32.9%) was higher than of those in the services sector² (19.6%). The largest share of innovation active enterprises was in the group of large enterprises (with 250 or more persons employed) - 72.3% in industry and 66.5% in services.

Figure 1. Share of innovation active enterprises during the period 2020 - 2022 by economic sectors and size class



In 2022, the turnover of innovation active enterprises constituted 51.9% of the turnover, and the persons employed - 51.8% of the persons employed in all enterprises.

¹ Sector Industry includes: Mining and quarrying; Manufacturing; Electricity, gas, steam and air conditioning supply; Water supply; sewerage, waste management and remediation activities.

² Sector Services includes: Wholesale trade, except of motor vehicles and motorcycles; Transportation and storage; Information and communication; Financial and insurance activities; Architectural and engineering activities; technical testing and analysis; Scientific research and development; Advertising and market research.

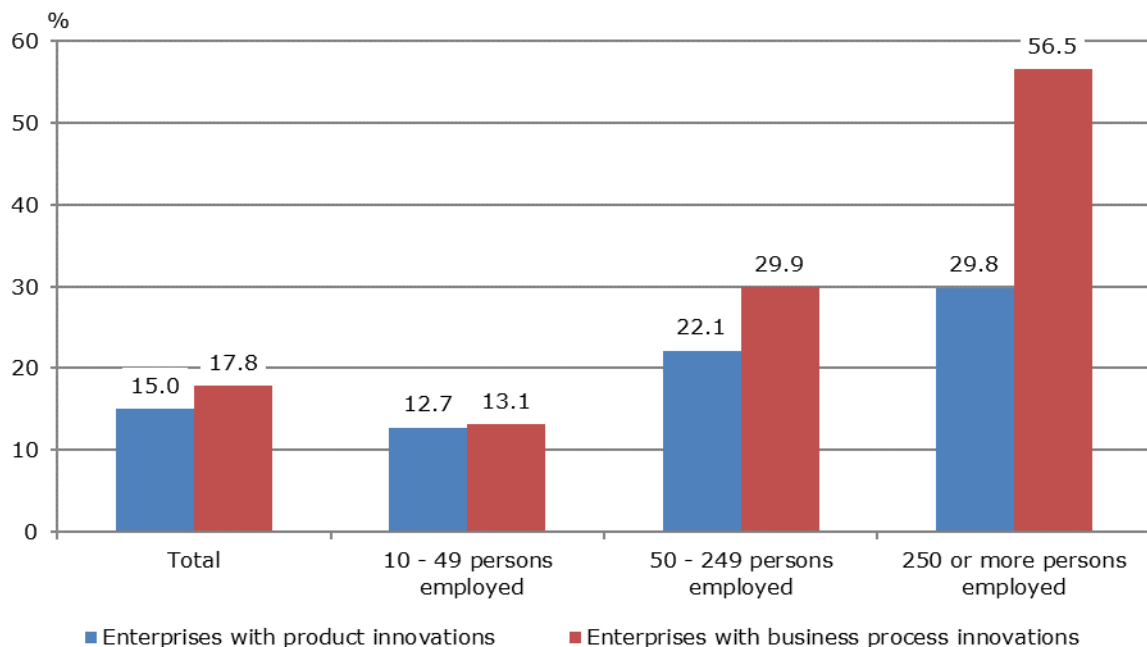
**INNOVATION ACTIVITY OF THE ENTERPRISES
DURING THE PERIOD 2020 - 2022**

Table 1. Innovation activity during the period 2020 - 2022 by economic sectors and size class

	Innovation active enterprises	Turnover of innovation active enterprises	Persons employed in innovation active enterprises
	(Per cent)		
Total	26.1	51.9	51.8
By economic sectors			
Industry	32.9	60.8	55.4
Services	19.6	42.1	47.5
By size class			
10 - 49 persons employed	20.4	19.9	22.8
50 - 249 persons employed	41.4	46.6	44.2
250 or more persons employed	70.0	76.8	73.1

During the observation period, 15.0% of all enterprises realized product innovations (new or improved goods or services), while 17.8% implemented new or improved business processes.

Figure 2. Share of enterprises with product and business process innovations during the period 2020 - 2022 by size class

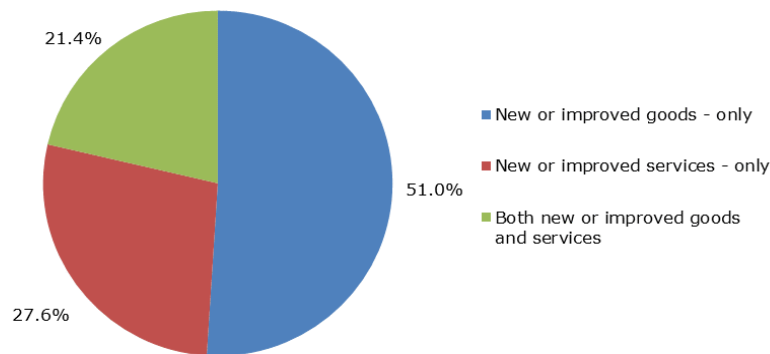


Among the enterprises with product innovations, the largest share was of those that during the period 2020 - 2022 realized on the market only new or improved goods - 51.0%. New or improved services were provided by 27.6% of the enterprises, while both new or improved goods and services - 21.4% (Figure 3).

INNOVATION ACTIVITY OF THE ENTERPRISES DURING THE PERIOD 2020 - 2022

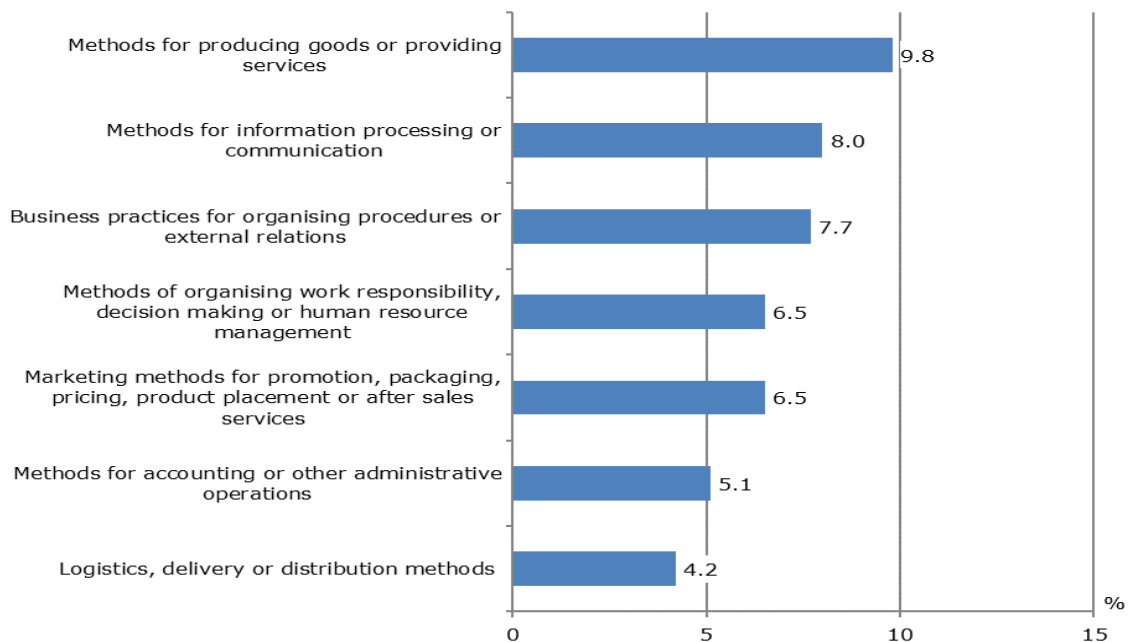
Almost half (49.4%) of the enterprises with product innovations realized goods or services that were new not only to them but to the market as well, i.e. not previously offered by their competitors.

Figure 3. Structure of enterprises with product innovations during the period 2020 - 2022 by type of innovation products



During the observation period, the enterprises implemented various business process innovations, as most of them introduced new or improved methods for producing goods or providing services (9.8%) as well as methods for information processing or communication (8.0%).

Figure 4. Share of enterprises with business process innovations during the period 2020 - 2022 by type



INNOVATION ACTIVITY OF THE ENTERPRISES DURING THE PERIOD 2020 - 2022

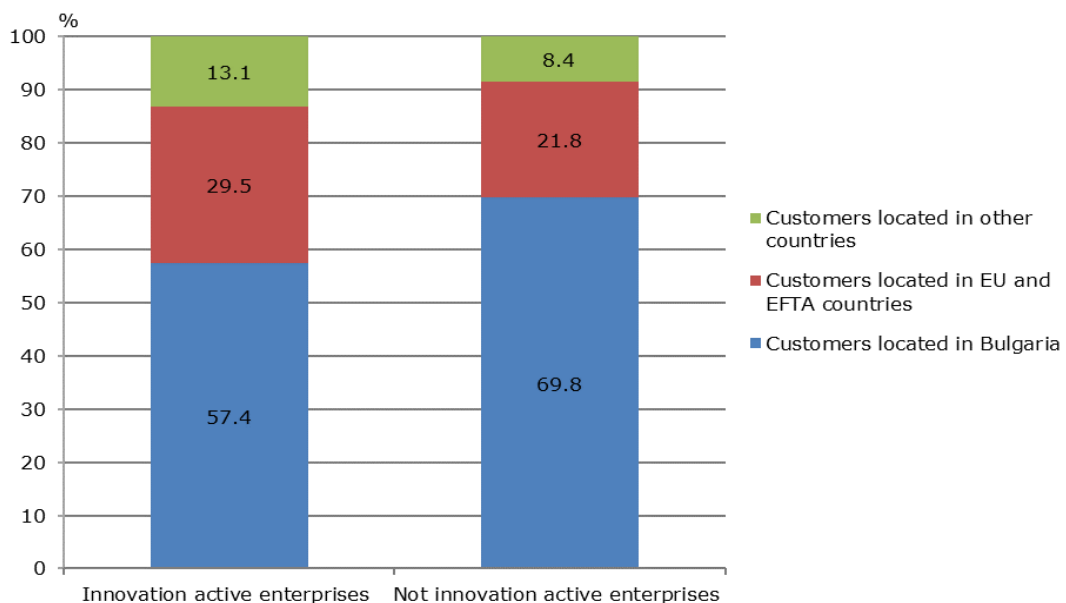
During the period 2020 – 2022 more than 20.0% of the innovation active enterprises introduced innovations with the following environmental benefits for them:

- Reduced energy use or CO2 'footprint' (i.e. reduced total CO2 emission) - 23.4%;
- Replaced a share of materials with less polluting or hazardous substitutes - 22.1%;
- Recycled waste, water, or materials for own use or sale - 21.0%;
- Reduced material or water use per unit of output - 20.5%.

In order to carry out their innovation activity, 24.5% of the innovation active enterprises were involved in co-operation with other enterprises, scientific organizations and other partners. For large enterprises (with 250 or more persons employed) this share was 33.9%.

In 2022, 42.6% of the turnover of innovation active enterprises was realized by sales to foreign customers, as 29.5% was due to customers from Member States of the European Union and the European Free Trade Association, and 13.1% - to customers from other countries. Clients from Bulgaria generated 57.4% of the turnover of innovation active enterprises, while for not innovation active enterprises this share was higher - 69.8%.

Figure 5. Structure of turnover of enterprises in 2022 by type of customers



INNOVATION ACTIVITY OF THE ENTERPRISES DURING THE PERIOD 2020 - 2022

Methodological notes

The statistical survey on innovation activity is conducted every even year, and the observation period covered by the survey is the three-year period.

Units of observation are all enterprises of non-financial and financial sector with 10 or more persons employed engaged primarily in the following economic activities (NACE Rev. 2): Mining and quarrying; Manufacturing; Electricity, gas, steam and air conditioning supply; Water supply; sewerage, waste management and remediation activities; Wholesale trade, except of motor vehicles and motorcycles; Transportation and storage; Information and communication; Financial and insurance activities; Architectural and engineering activities; technical testing and analysis; Scientific research and development; Advertising and market research.

An **innovation** is a new or improved product (good or service) or business process that differs significantly from the enterprise's previous products or business processes and that has been implemented on the market or brought into use by the enterprise.

An **innovation active enterprise** is an enterprise engaged during the observation period 2020 - 2022 in one or more activities to develop or implement new or improved products or business processes.

A **product innovation** is a new or improved good or service that differs significantly from the enterprise's previous goods or services and that has been implemented on the market. It includes significant changes to the design of the goods. Simple re-sale of new goods and changes of a solely aesthetic nature are excluded.

A **business process innovation** is a new or improved business process for one or more business functions that differs significantly from the enterprise's previous business processes and that has been implemented within the firm. Business process innovations include new or improved methods for: producing goods or providing services; logistics, delivery or distribution; information processing or communication; accounting or other administrative operations; business practices for organising procedures or external relations; organising work responsibility, decision making or human resource management and marketing methods for promotion, packaging, pricing, product placement or after sales services.

Innovations should be new to the enterprise concerned, but they do not necessarily have to be new to the market, i.e. the enterprise does not necessarily have to be the first one to have produced these products (goods or services) or introduced these business processes.

INNOVATION ACTIVITY OF THE ENTERPRISES DURING THE PERIOD 2020 - 2022

Innovation activity includes all developmental, financial and commercial activities undertaken by the enterprise that are intended to result in innovations.

More information and data from the survey on innovation activity of the enterprises can be found on the NSI website (<https://nsi.bg/en/content/2710/innovation-activity>) and in Information System Infostat (https://infostat.nsi.bg/infostat/pages/module.jsf?x_2=90).