

## FOREIGN DIRECT INVESTMENTS AND EXPENDITURE ON ACQUISITION OF TANGIBLE FIXED ASSETS IN 2022 (PRELIMINARY DATA)

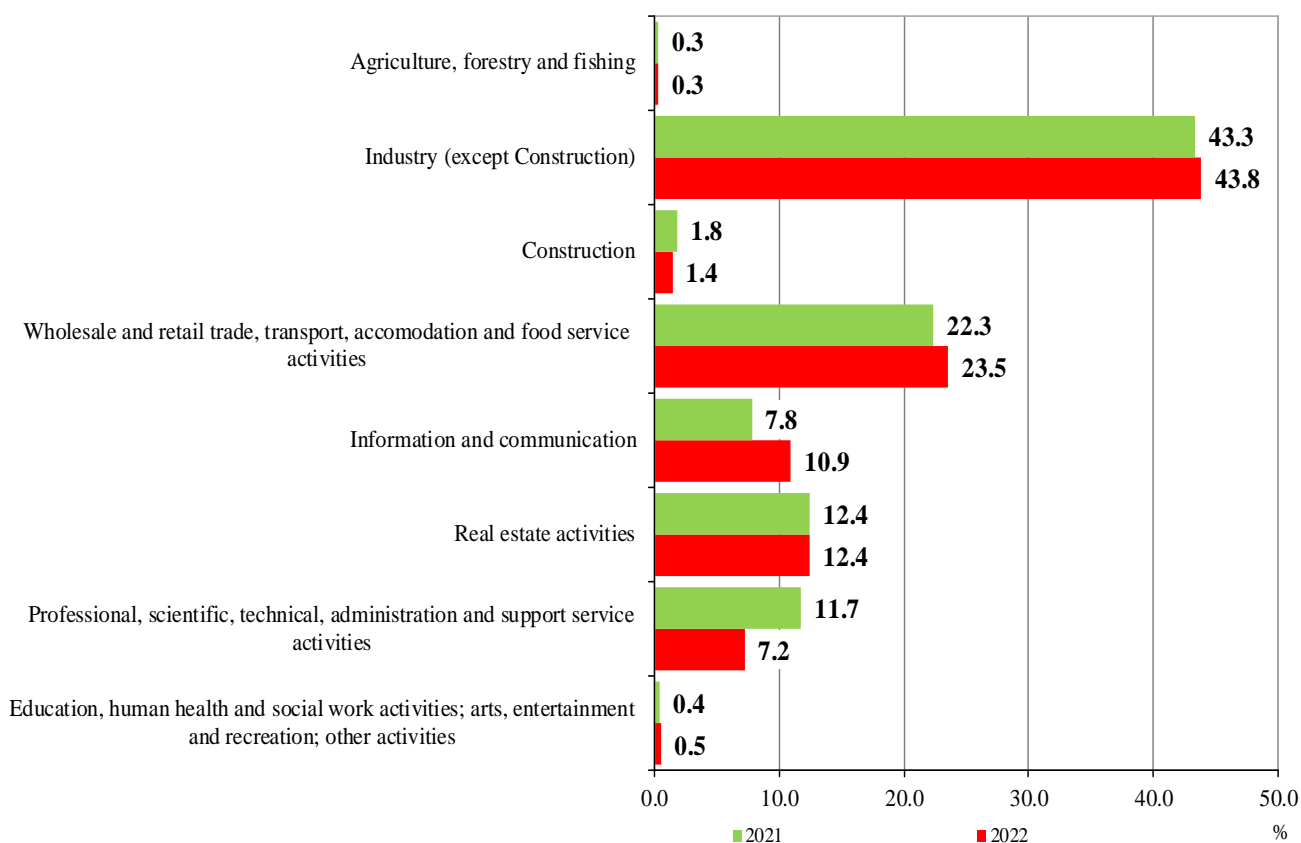
### 1. Foreign direct investments

The foreign direct investments (FDI) in the *non-financial sector* as of 31.12.2022 amounted to 29 251 million euro at current prices.

In 2022, the largest volume of the foreign direct investments was made in Industry sector - 12 822 million euro. Next by FDI volume was Service sector (Wholesale and retail trade; repair of motor vehicles and motorcycles; Transport, communication and services; Accommodation and food service activities) - 6 837 million euro.

The investments made in Information and communication sector are 3.1 percentage points more compared to the previous year, and in the Construction sector they decrease by 0.4 percentage points.

**Figure 1. Structure of the foreign direct investments in non-financial enterprises  
by economic activity as of 31.12.**



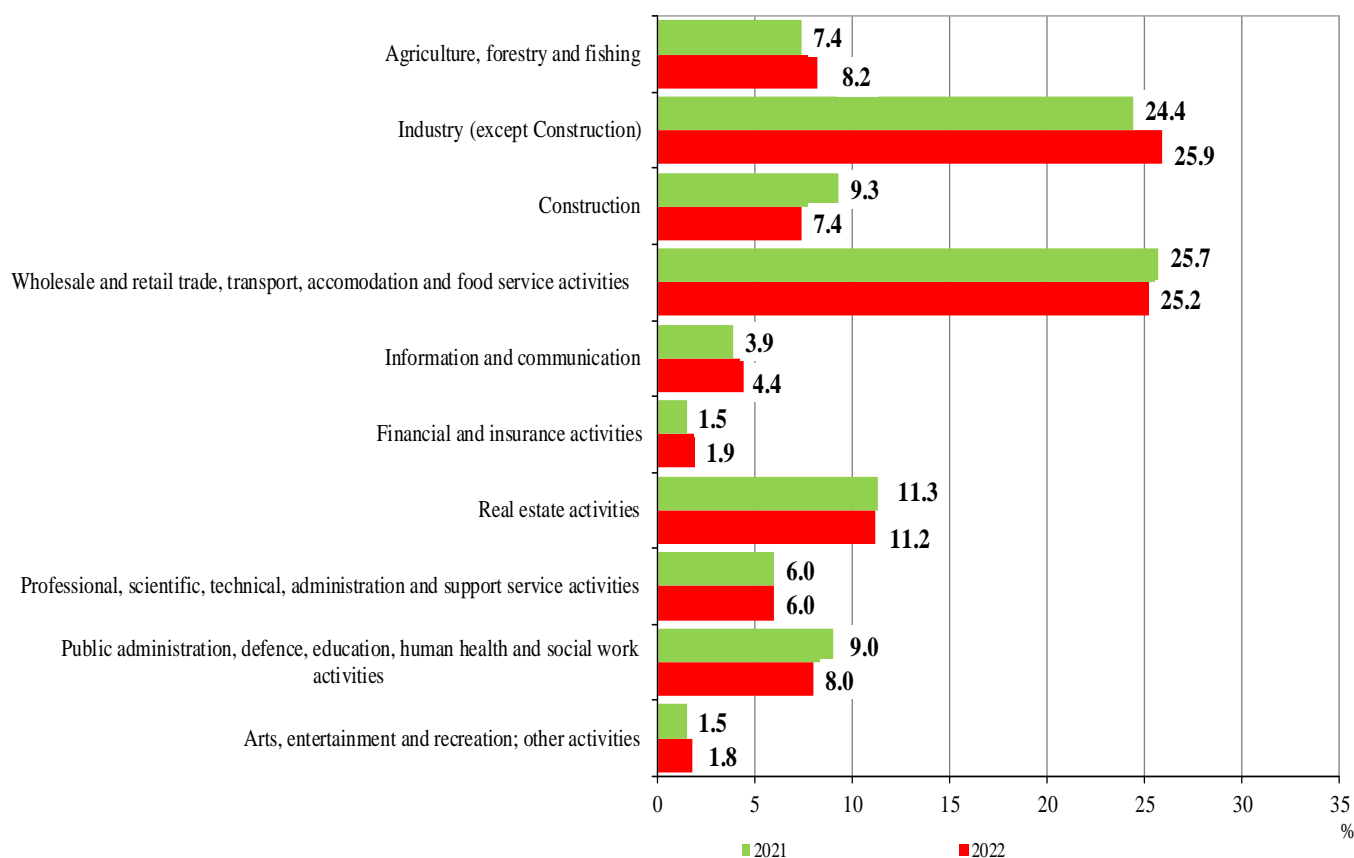
## 2. Expenditure on acquisition of tangible fixed assets

The expenditure on acquisition of tangible fixed assets in *all sectors of the economy* amounted to 27 741 million BGN at current prices.

The largest volume of investments in tangible fixed assets was in the sector of Industry - 7 115 million BGN, followed by Service sector (Wholesale and retail trade; repair of motor vehicles and motorcycles; Transport, communication and services; Accommodation and food service activities) with 6 917 million BGN.

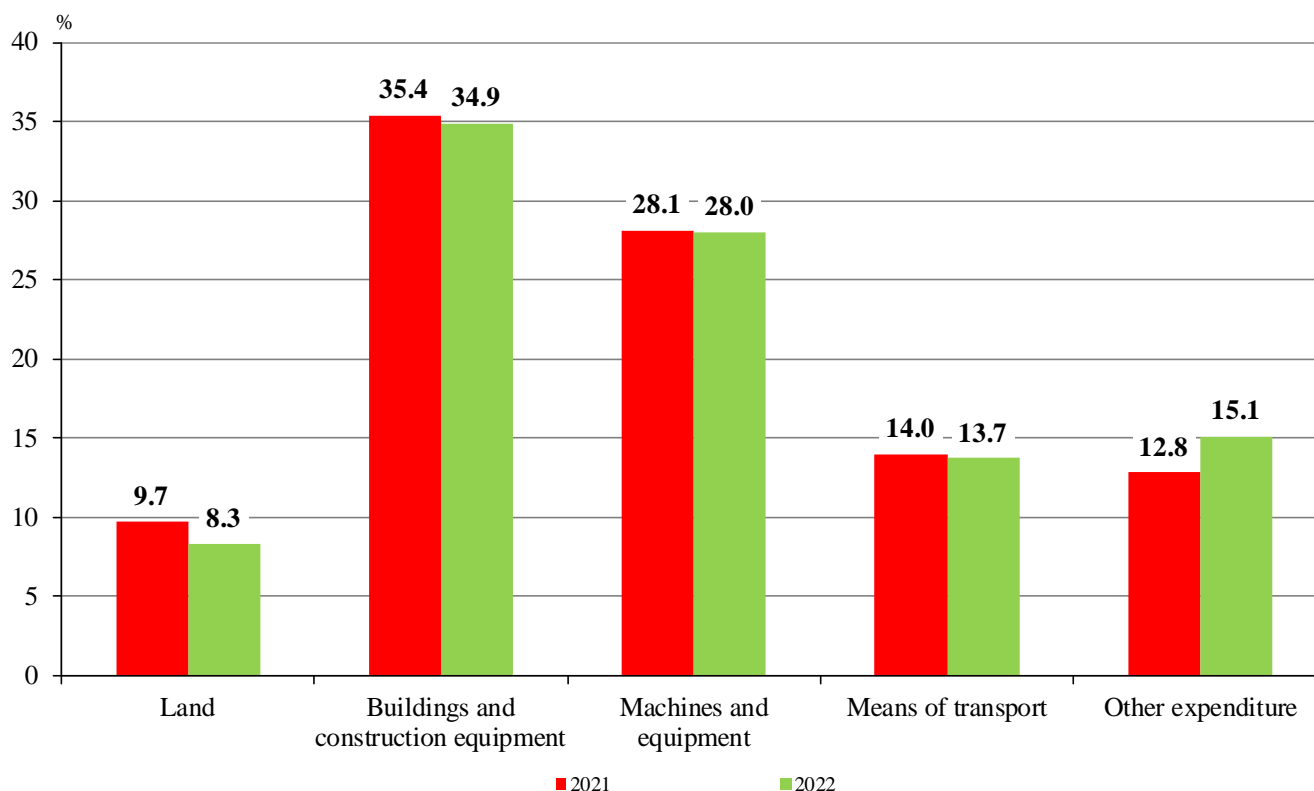
In the structure of expenditure on acquisition of tangible fixed assets, an increase was observed in the investments made in industrial sector, as their relative share increased by 1.5 percentage points compared to 2021 and a decrease in the Service sector (Wholesale and retail trade; repair of motor vehicles and motorcycles; Transport, communication and services; Accommodation and food service activities) by 0.5 percentage points.

**Figure 2. Structure of the expenditure on acquisition of tangible fixed assets in 2021 and 2022 by economic activity**



During the reporting year, the structure of expenditure on acquisition of tangible fixed assets by kind was changed. The relative share of investments for buildings and construction equipment decreased by 0.5 percentage points compared to the previous year and reached 34.9%, machines, production equipment and apparatus also decreased by 0.1 points, for the purchase of land - by 1.4 points, and for means of transport - by 0.3 points, forming respectively 28.0%, 8.3% and 13.7% of the total volume of investments in of expenditure on acquisition of tangible fixed assets. At the same time, funds invested for other expenses increased by 2.3 points and reached 15.1%.

**Figure 3. Structure of the expenditure on acquisition of tangible fixed assets by kind in 2021 and 2022**





## Methodological notes

**Foreign direct investment** is an investment, which includes long-term relationship, referring to a significant degree of influence of a resident of a foreign economy (foreign direct investor) on the management of an enterprise - resident of the Bulgarian economy (investment enterprise). Direct investment comprises not only the initial transaction establishing the relationship between the investor and the enterprise but also all subsequent transactions between them.

**The volume of the foreign direct investment** in the investment enterprise is defined as a sum:

- Of the foreign share in the equity capital of the enterprise;
- Plus the amount of the unpaid part of long and short-term loans and trade credits granted by the foreign investor to the investment enterprise as of 31.12. of the surveyed year;
- Minus the amount of unpaid part of the long and short-term loans and trade credits granted by the investment enterprise to the foreign investor as of 31.12. of the surveyed year.

**The expenditure on acquisition of tangible fixed assets** during the period under review include the actual costs: land purchase and building construction, construction equipment and mechanisms through order and produced by own account, for delivery and installation of tangible fixed assets, for machinery, equipment and means of transport, for geological and hydrological prospecting, for research and design related to construction and other expenditure, connected with acquiring tangible fixed assets.

The current maintenance cost of existing tangible fixed assets is not included in the volume of expenditure on acquisition of tangible fixed assets.

Annex

Table 1

Foreign direct investments<sup>1</sup> in non-financial enterprises by economic activity as of  
31.12

(Million euro)

Economic activity groupings (A10)	NACE Rev.2 code	2019	2020	2021	2022*
<b>Non-financial enterprises<sup>2</sup></b>		<b>25342</b>	<b>26884</b>	<b>28184</b>	<b>29251</b>
Agriculture, forestry and fishing	A	65	58	71	77
Industry (except Construction)	B-E	11267	11622	12214	12822
Construction	F	557	645	500	423
Wholesale and retail trade, transport, accomodation and food service activities	G-I	5995	5917	6287	6837
Information and communication	J	1788	1905	2186	3201
Real estate activities	L	3406	3279	3505	3641
Professional, scientific, technical, administration and support service activities	M_N	2158	3354	3307	2092
Public administration, defence, education, human health and social work activities	O-Q	32	36	34	30
Arts, entertainment and recreation; other activities	R-U	74	68	80	128

<sup>1</sup> Data at current prices.

<sup>2</sup> The non-financial enterprises include all sections by NACE Rev. 2 with the exception of 'Financial and insurance activities', 'Public administration and defence, compulsory social security', 'Activities of membership organisations' and 'Activities of households'.

\* Preliminary data.

**Table 2**

**Expenditure on acquisition of tangible fixed assets<sup>1</sup> by economic activity**

(Million BGN)

<b>Economic activity groupings (A10)</b>	<b>NACE Rev.2 code</b>	<b>2019</b>	<b>2020</b>	<b>2021</b>	<b>2022*</b>
<b>Total</b>		<b>21874</b>	<b>23157</b>	<b>23036</b>	<b>27471</b>
Agriculture, forestry and fishing	A	1582	1406	1719	2254
Industry (except Construction)	B-E	6116	5378	5627	7115
Construction	F	1656	1917	2137	2039
Wholesale and retail trade, transport, accomodation and food service activities	G-I	5205	7516	5919	6917
Information and communication	J	895	700	888	1217
Financial and insurance activities	K	413	336	340	520
Real estate activities	L	2195	2223	2613	3075
Professional, scientific, technical, administration and support service activities	M_N	1292	1127	1375	1656
Public administration, defence, education, human health and social work activities	O-Q	2213	2304	2073	2197
Arts, entertainment and recreation; other activities	R-U	307	250	345	481

<sup>1</sup> Data at current prices.

\* Preliminary data.