

EMPLOYEES UNDER LABOUR CONTRACT AND GROSS AVERAGE WAGES AND SALARIES, FIRST QUARTER OF 2022

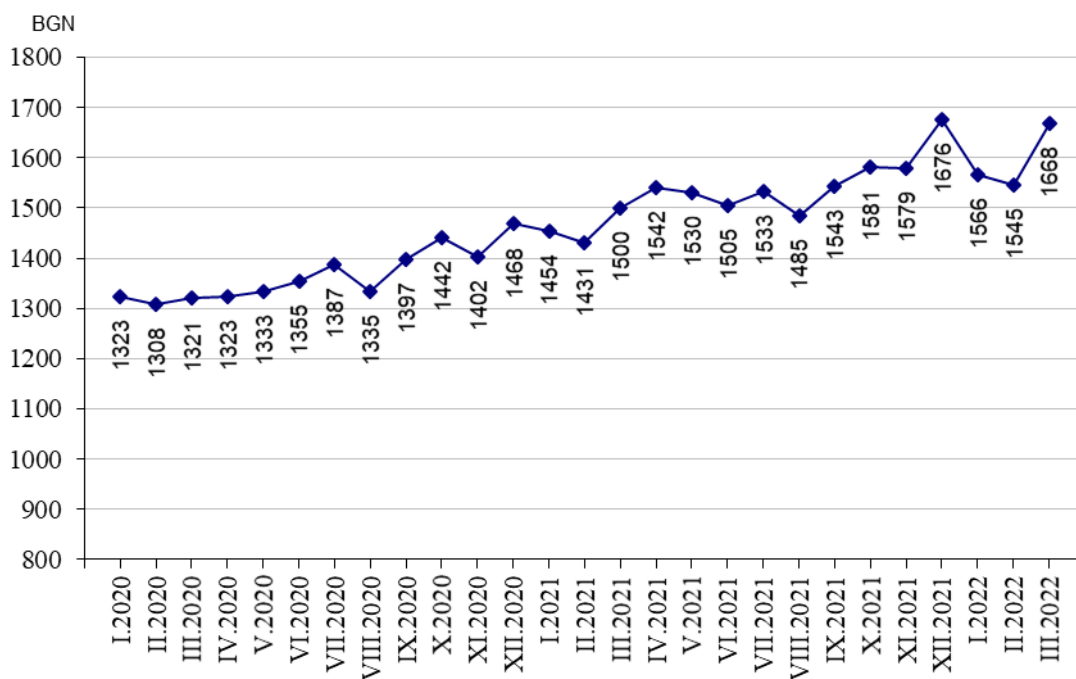
According to the preliminary data of the National Statistical Institute (NSI) at the end of March 2022 the **number of employees** under labour contract increased by 8.4 thousand or 0.4% as compared to the end of December 2021 and reached 2.27 million. The highest increase was observed in economic activities: ‘Real estate activities’ - by 7.3%, ‘Administrative and support service activities’ - by 2.5%, and in ‘Information and communication’ - by 2.3%. The highest decrease of the number of employees was recorded in economic activities: ‘Wholesale and retail trade; repair of motor vehicles and motorcycles’ - by 1.2% and ‘Agriculture, forestry and fishing’ - by 0.8%.

In the structure of employees by economic activities the biggest relative share of employees was in ‘Manufacturing’ - 20.8% and ‘Wholesale and retail trade; repair of motor vehicles and motorcycles’ - 16.7%.

At the end of March 2022 as compared to March 2021 the number of employees under labour contract increased by 11.2 thousand or 0.5%. The highest increase in absolute figures was observed in economic activities ‘Human health and social work activities’ - 6.4 thousand, ‘Information and communication’ - 6.1 thousand, and ‘Administrative and support service activities’ - 4.7 thousand and the highest decrease was in ‘Manufacturing’ - 7.1 thousand and in ‘Construction’ - 3.3 thousand. In percentages the highest increase at the end of March 2022 as compared to March 2021 was in economic activity ‘Accommodation and food service activities’ - by 5.7%, ‘Information and communication’ - by 5.6%, and in ‘Real estate activities’ - by 5.1%, as the highest decrease was reported in ‘Agriculture, forestry and fishing’ - by 3.1%.

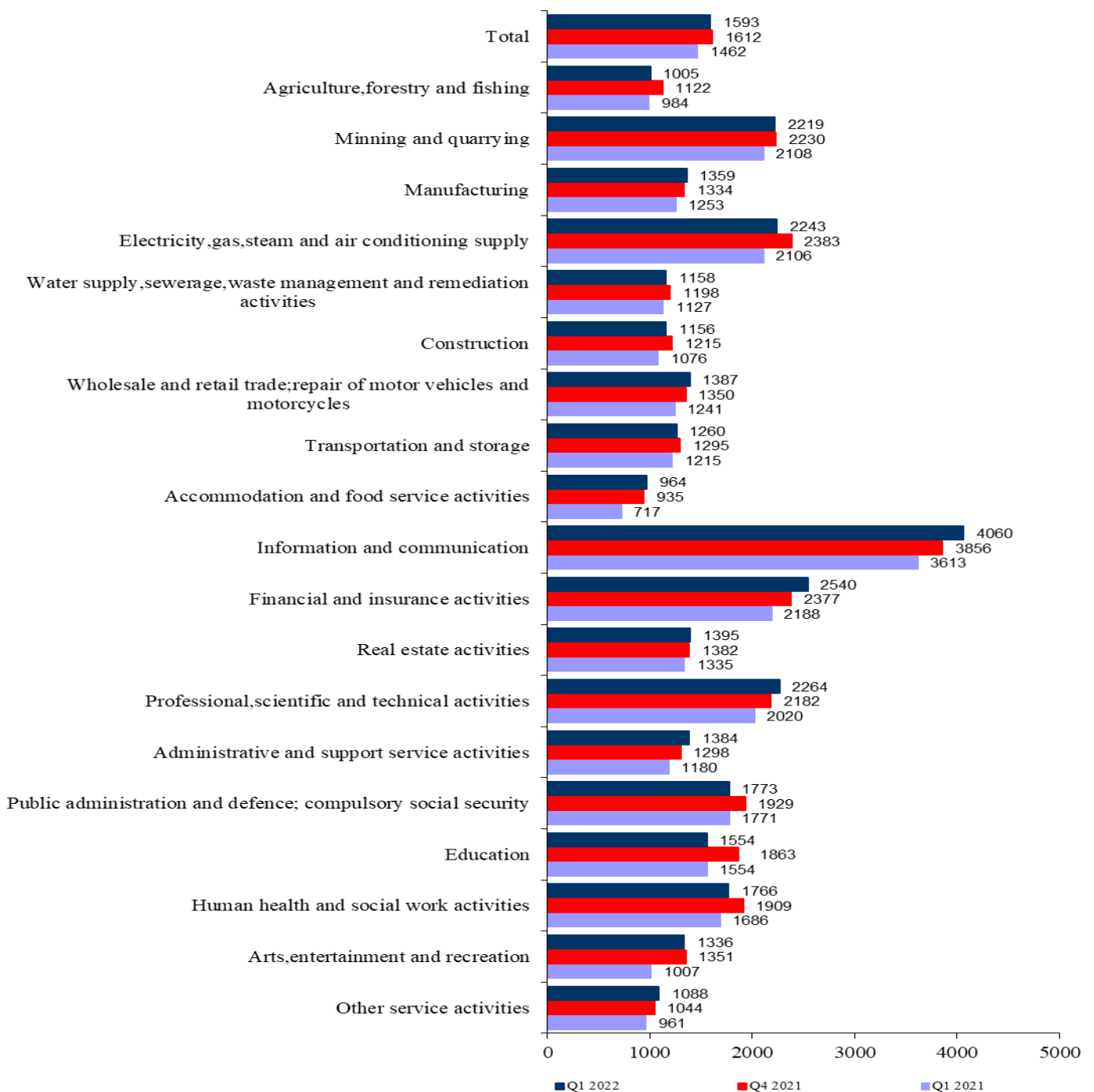
The **average monthly wages and salaries** of the employees under labour contract in January was 1 566 BGN, in February - 1 545 BGN and in March 2022 - 1 668 BGN.

Figure 1. Gross average wages and salaries by months



In the first quarter of 2022 in comparison with the fourth quarter of 2021 the average monthly wages and salaries decreased by 1.2% getting 1 593 BGN. The highest decrease in wages and salaries was reported in 'Education' - by 16.6%, 'Agriculture, forestry and fishing' - by 10.4% and in 'Public administration and defence; compulsory social security' - by 8.1%. The highest increase of wages and salaries was recorded in economic activities 'Financial and insurance activities' - by 6.9%, and 'Administrative and support service activities' - by 6.6%.

Figure 2. Gross average monthly wages and salaries of the employees under labour contract by economic activities (BGN)



Compared to the first quarter of 2021 the average monthly wages and salaries in the first quarter of 2022 rose by 9.0%. The highest growth rates were recorded in economic activities: ‘Accommodation and food service activities’ - by 34.4%, ‘Arts, entertainment and recreation’ - by 32.7% and ‘Administrative and support service activities’ - by 17.3%, as the average monthly wages and salaries in ‘Education’ and ‘Public administration and defence; compulsory social security’ in the first quarter of 2022 were at the same level of the first quarter of 2021.

The economic activities with the highest wages and salaries in the first quarter of 2022 were:

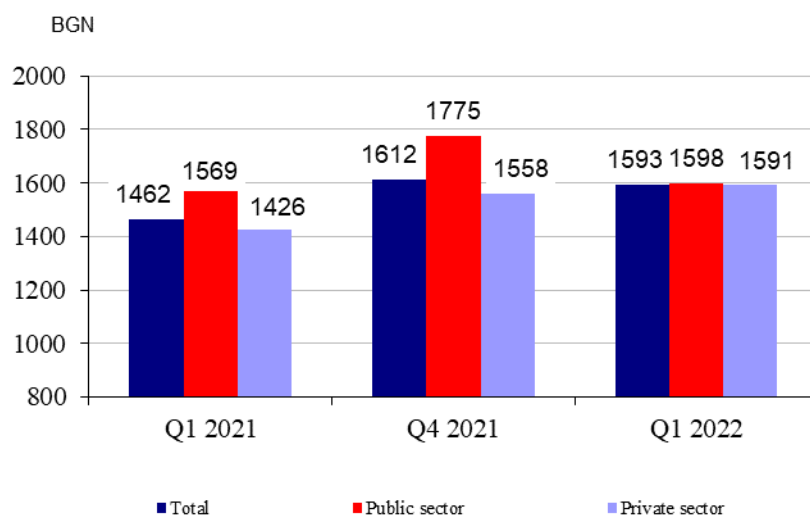
- ‘Information and communication’ - 4 060 BGN
- ‘Financial and insurance activities’ - 2 540 BGN
- ‘Professional, scientific and technical activities’ - 2 264 BGN.

The lowest wages and salaries were recorded in:

- ‘Accommodation and food service activities’ - 964 BGN
- ‘Agriculture, forestry and fishing’ - 1 005 BGN
- ‘Other service activities’ - 1 088 BGN.

In comparison with a year earlier the average monthly wages and salaries in public sector grew by 1.8% while in private sector - by 11.6%.

Figure 3. Gross average monthly wages and salaries by kind of ownership





Methodological notes

The source of information is the Quarterly Survey on employees, hours worked, wages and salaries, and other expenditures paid by the employer. It is a sample survey which main purpose is to make a study of the current state and dynamics of some main aspects of labour market. The sample used for the survey is a stratified random sample without replacement. Stratification criteria used include: economic activity (NACE rev. 2), size of the enterprise (according to the number of employees) and regional breakdown (28 districts, NUTS 3).

More methodological information on the quarterly survey and data could be found on the NSI official website:

http://www.nsi.bg/sites/default/files/files/metadata/Labour_Method_1.1_EN.pdf;

<http://www.nsi.bg/en/content/6398/short-term-statistics>



Annex

Table 1

Employees under labour contract at the end of the month by economic activities in 2022¹

(Number)

Economic activities	2022		
	January	February	March
Total	2272958	2272498	2273819
Agriculture, forestry and fishing	65459	65617	66801
Mining and quarrying	19176	19123	19098
Manufacturing	474168	473562	472307
Electricity, gas, steam and air conditioning supply	29291	29340	29377
Water supply, sewerage, waste management and remediation activities	36576	36576	36521
Construction	128378	126740	125874
Wholesale and retail trade; repair of motor vehicles and motorcycles	380867	380892	380718
Transportation and storage	142170	142320	142831
Accommodation and food service activities	86891	86136	87158
Information and communication	113938	114440	114784
Financial and insurance activities	56379	56354	56231
Real estate activities	20995	20979	21163
Professional, scientific and technical activities	82958	83096	82915
Administrative and support service activities	117170	117596	118437
Public administration and defence; compulsory social security	113919	113915	114023
Education	168775	169232	169113
Human health and social work activities	164470	164963	165208
Arts, entertainment and recreation	35024	35308	35151
Other service activities	36354	36309	36109

¹ Preliminary data.



Table 2

Gross average monthly wages and salaries of the employees under labour contract by economic activities in 2022¹

(BGN)

Economic activities	2022		
	January	February	March
Total	1566	1545	1668
Agriculture, forestry and fishing	937	993	1087
Mining and quarrying	2388	1910	2359
Manufacturing	1315	1319	1443
Electricity, gas, steam and air conditioning supply	2223	2142	2363
Water supply, sewerage, waste management and remediation activities	1137	1146	1193
Construction	1115	1145	1209
Wholesale and retail trade; repair of motor vehicles and motorcycles	1369	1349	1443
Transportation and storage	1250	1235	1296
Accommodation and food service activities	951	944	996
Information and communication	3907	3973	4298
Financial and insurance activities	2408	2365	2849
Real estate activities	1332	1326	1525
Professional, scientific and technical activities	2136	2152	2506
Administrative and support service activities	1334	1343	1473
Public administration and defence; compulsory social security	2025	1620	1674
Education	1524	1546	1594
Human health and social work activities	1761	1742	1795
Arts, entertainment and recreation	1298	1310	1399
Other service activities	1088	1074	1102

¹ Preliminary data.