

MAIN DATA ON CULTURE IN THE REPUBLIC OF BULGARIA FOR 2022

Statistical surveys in the field of culture conducted by the National Statistical Institute provide information on the activities of museums, theatres, libraries, cinemas, radio and television programme activity, film production and community clubs activity. The main indicators and coverage are designed in accordance with the methodological UNESCO requirements.

1. Cultural institutions

In the coverage of cultural institutions are included museums, theatres and music formations (performing arts) and libraries.

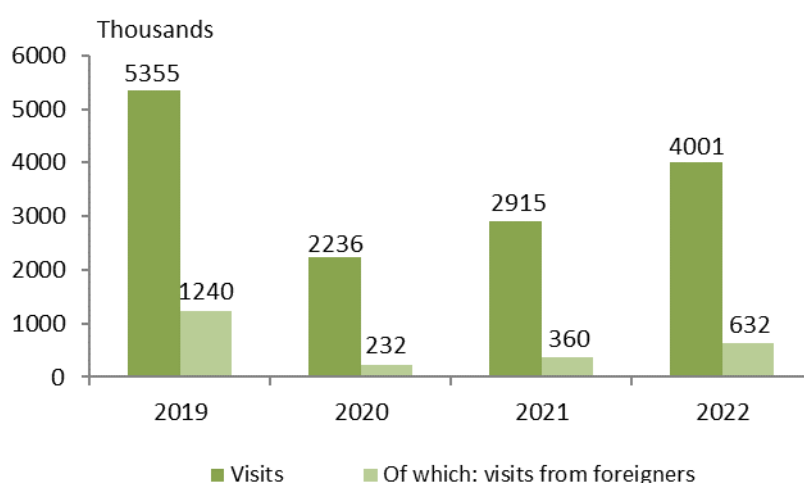
1.1. Museums

As of 31.12.2022, in the country, there were 186 functioning museums registered according to the Cultural Heritage Act. By thematic scope, museums were 97 general and 89 specialized (incl. art galleries).

Movable cultural values in 2022 forming the National Museum Stock were 7 804 thousand stock units, and in comparison with 2021, their number increased by 180 thousand (2.3%). 463 thousand stock units were digitized, which is with 11.0 thousand more in comparison with the previous year.

Visits to museums in 2022 were 4 001 thousand, and in comparison with 2021, their number increased by 37.2% (Figure 1). During the days of free admission, 13.6% of all visits (545 thousand) were carried out. An increase in the number of visits by foreigners to museums was also registered - with 272 thousand, or by 75.6% in comparison to the previous year.

Figure 1. Museum visits



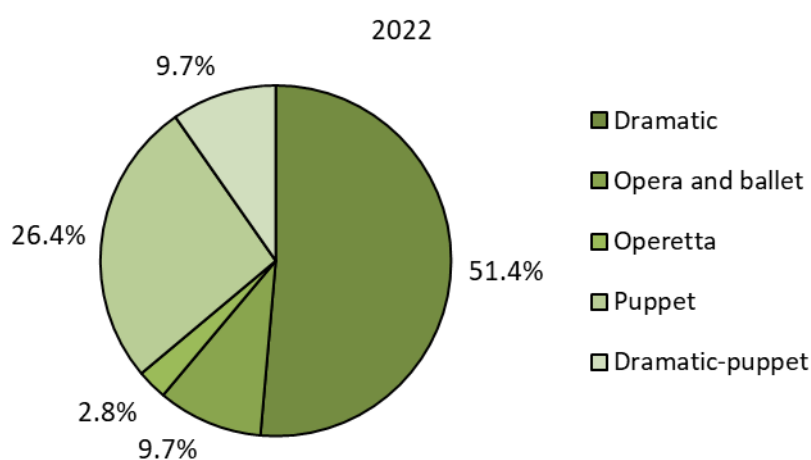
1.2. Performing arts

In 2022, in the currently operating 72 *theatres* in the country were organized 13 193 performances, visited by 1 712 thousand visitors, and in comparison with 2021, the number of performances and the number of visits increased respectively by 24.4% and 48.3%. The average number of visitors per one performance was 130, and increased by 41 compared to the previous year.

The distribution of theatres by type (Figure 2) and by realized performances in 2022 was as follows:

- 37 dramatic theatres with 5 616 performances;
- 19 puppet theatres with 4 769 performances;
- 7 dramatic-puppet theatres with 1 689 performances;
- 7 opera and ballet theatres with 840 performances;
- 2 operetta theatres with 279 performances.

Figure 2. Structure of the theatres by type



In 2022, there were 53 *music formations* operating in the country - 6 philharmonic orchestras, 21 professional ensembles for folk songs and dances and 26 orchestras. In comparison with 2021, the number of their performances increased by 72.0%.

1.3. Libraries

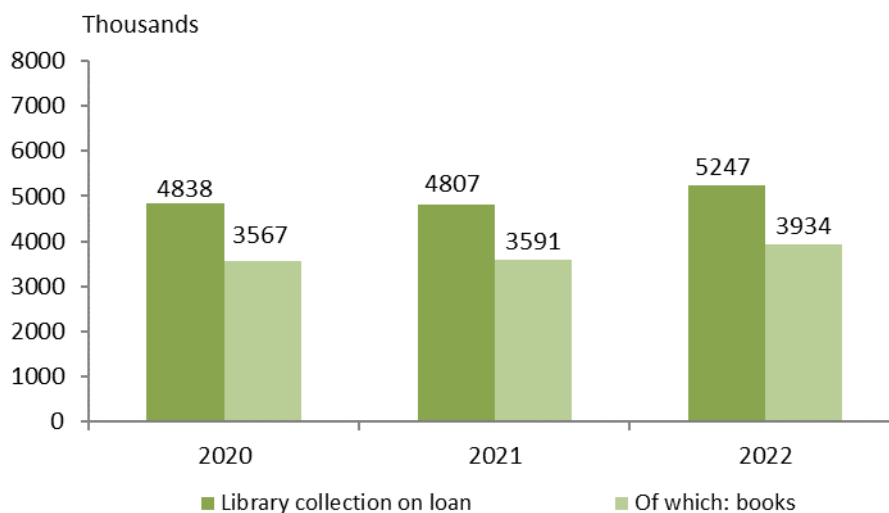
In 2022, the number of libraries with library collection above 200 thousand library units increased by 2 compared to the previous year. Their total collection was formed by 36 528 thousand library documents (Figure 3) - books, continued editions - newspapers, magazines, bulletins and others, with books having the highest share of its structure - 54.3% (19 825 thousand), followed by the other library documents (audio-visual, electronic, graphic and cartographic editions, micro-forms, patents and standards) - 28.9% (10 571 thousand) and continued editions - 16.8% (6 132 thousand).

Figure 3. Library collection



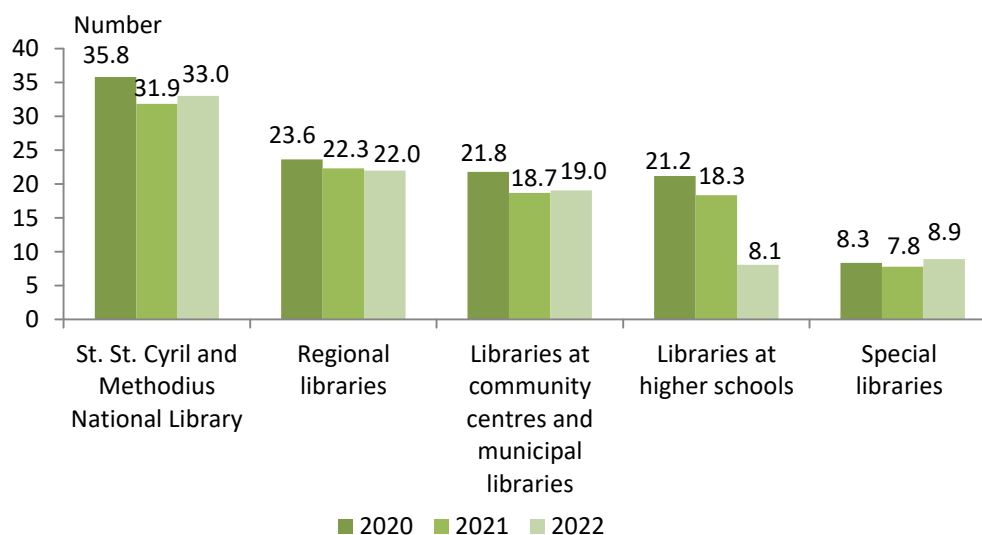
The registered readers (library users) were 314 thousand, which is 42.0% more than the previous year, and the library visits have increased by 23.1% and reached 3 778 thousand. The total library collection loaned was 5 247 thousand library units (Figure 4).

Figure 4. Library loan collection



In 2022, in the National Library ‘St. st. Cyril and Methodius’ were registered 8 438 thousand library documents, which is 58 thousand more in comparison with the previous year. In the regional libraries (26) in the district centres, there was a library collection of 12 179 thousand units and the library collection loaned there increased by 326 thousand in comparison with 2021.

Figure 5. Library collection loaned per reader by kind of the library



2. Audio-visual activities

Audio-visual activities cover the activities of film production, cinemas, and radio and television programme activity.

2.1. Film production¹

In 2022, a total of 98 full-length, short and medium-length films were produced², of which 38 for the cinema network, 58 for the television and 2 for other purposes.

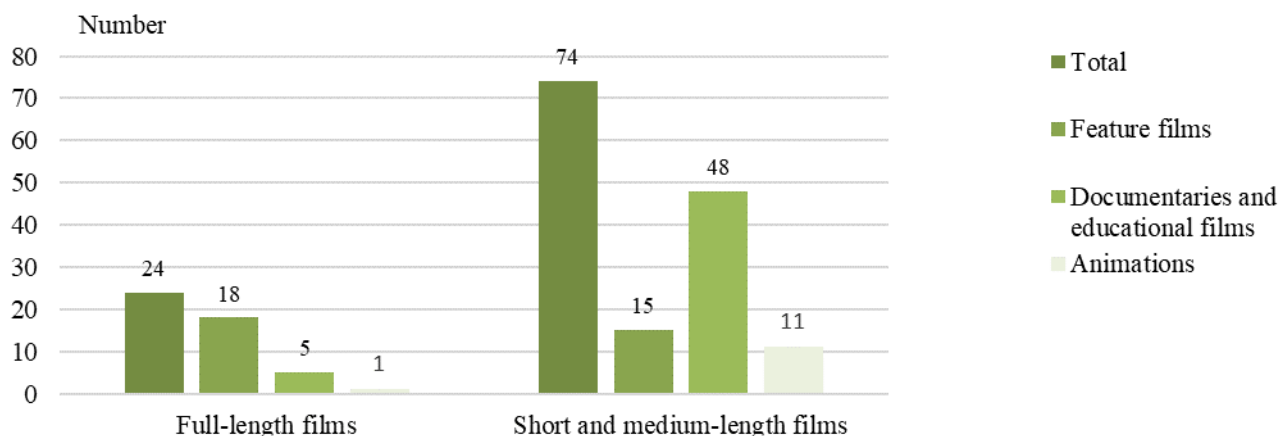
There were 24 full-length films reported (18 feature films, 5 documentaries and 1 animation).

The number of the reported short and medium-length films was 74 (including 9 series with a total of 320 episodes), of which 15 feature films, 48 documentaries and 11 animations.

¹ Includes nationally financed film productions and co-productions with the financial participation of national producers.

² Preliminary data.

Figure 6. Film production by kind and genre in 2022



2.2. Cinemas

At the end of 2022, the number of cinemas in the country was 85, and the number of screens - 227, and their number increased by 9 and 6 respectively, in comparison with 2021. The multiplex cinemas¹ were 11 and in them, 57.4% of all screenings were performed, and 63.2% of all cinema visits were made.

1. Cinemas, screens, screenings and visits

	2019	2020	2021	2022
Cinemas - number	74	70	76	85
Screens - number	237	215	221	227
Screenings - thousand	317	163	211	301
Visits - thousand	4582	1316	2400	3816

In 2022, in comparison with the previous year, the number of the screenings in the cinemas increased by 43.1%, and of the visits - by 59.0%.

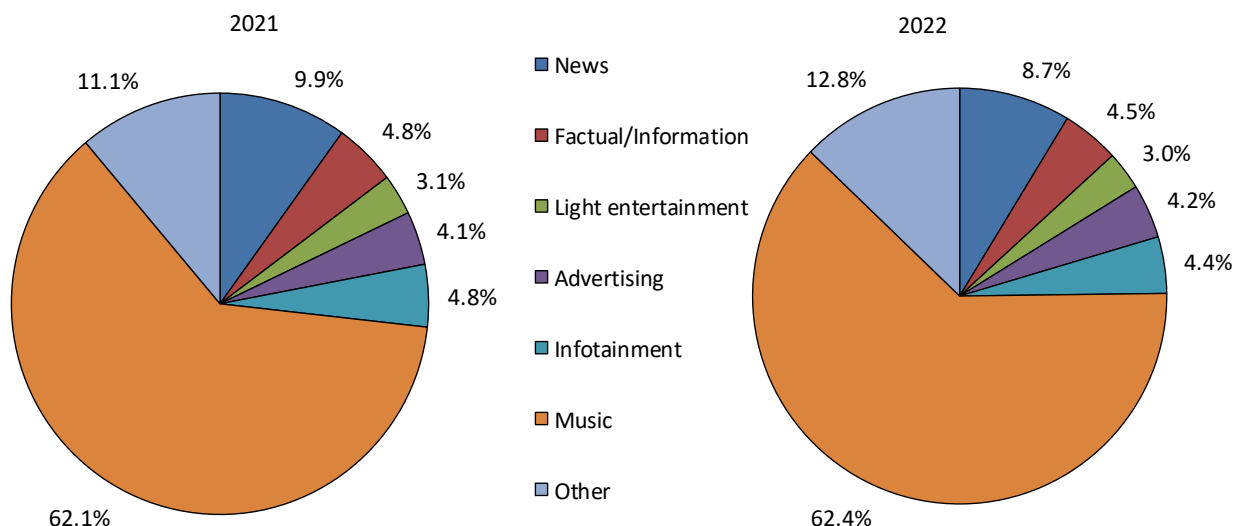
The biggest number of cinemas was found in the Yugozapaden region - 26 cinemas with 120 thousand screenings, visited by 1 893 thousand persons. In the capital, 17 cinemas were functioning with 74 screens, and 1 994 films were screened.

2.3. Radio programme activities

In 2022, in the country, 73 registered and licensed radio operators were operating, that broadcasted 603.0 thousand hours of radio broadcasts. This is with 31 766 hours less in comparison with 2021. The biggest share of radio broadcasts was of the musical ones - 62.4%, followed by the news (bulletins, commentaries, sporting news and forecasts) - 8.7% (Figure 7).

¹ Cinema complex with 8 or more screens.

Figure 7. Structure of radio broadcasts by type

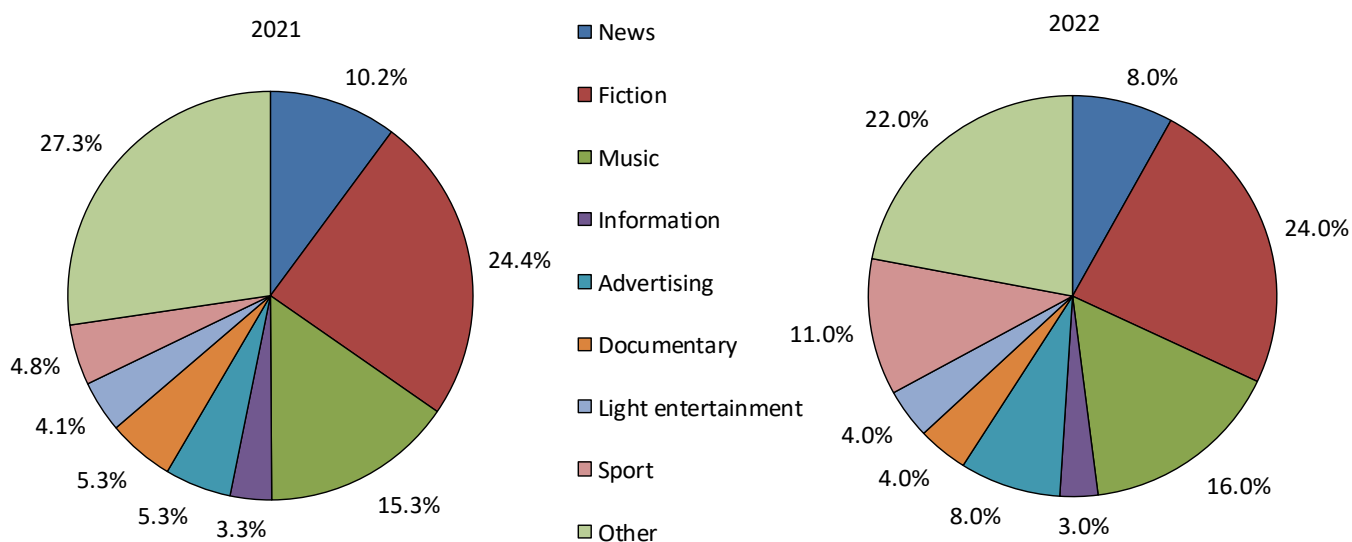


2.4. Television programme activities

In 2022, in the country, 112 registered and licensed Bulgarian TV operators were operating, which was 16 less than in the previous year. Terrestrial, cable and satellite televisions broadcasted a total of 778.2 thousand hours of programmes, or 9.6% less in comparison with 2021. The specialized programmes (Figure 8) were distributed by hours as follows:

- Fiction programmes (feature, television and video films) - 186.9 thousand hours;
- Music programmes - 122.5 thousand hours;
- Sport programmes - 88.9 thousand hours;
- News (bulletins, commentaries, sporting news and forecasts) - 62.1 thousand hours;
- Advertisements - 59.5 thousand hours;
- Educational programmes - 7.8 thousand hours.

Figure 8. Structure of TV broadcasts by type



3. Community cultural centres activities

The Community cultural centers (Chitalishte) are traditional self-governing Bulgarian cultural and education associations in the towns and villages which also perform state cultural and educational tasks¹. The survey on the activity of community cultural centers is conducted every 5 years in accordance to the National Statistical Programme and the survey is covering exhaustively all units registered in accordance to the People's Chitalishte Act in the Republic of Bulgaria.

The number of operating community cultural centers as of 31.12.2022 in the Republic of Bulgaria was 3 319, of which 665 (20.0%) in urban and 2 654 (80.0%) in rural areas. In comparison with 2017 their number decreased with 2 (Figure 9). Registered members in community cultural centers were 261 342 and in comparison to 2017 their number decreased by 11 637 persons or by 4.5% (Figure 10).

¹ Art. 2 (1) of the People's Chitalishte Act, promulgated SG No. 89 of 22 October 1996.

Figure 9. Community cultural centers for 1965 - 2022

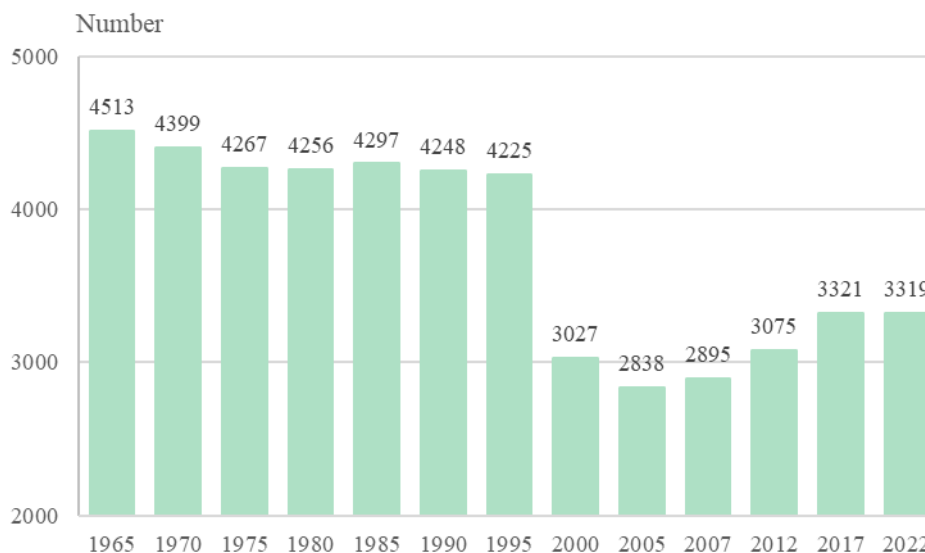
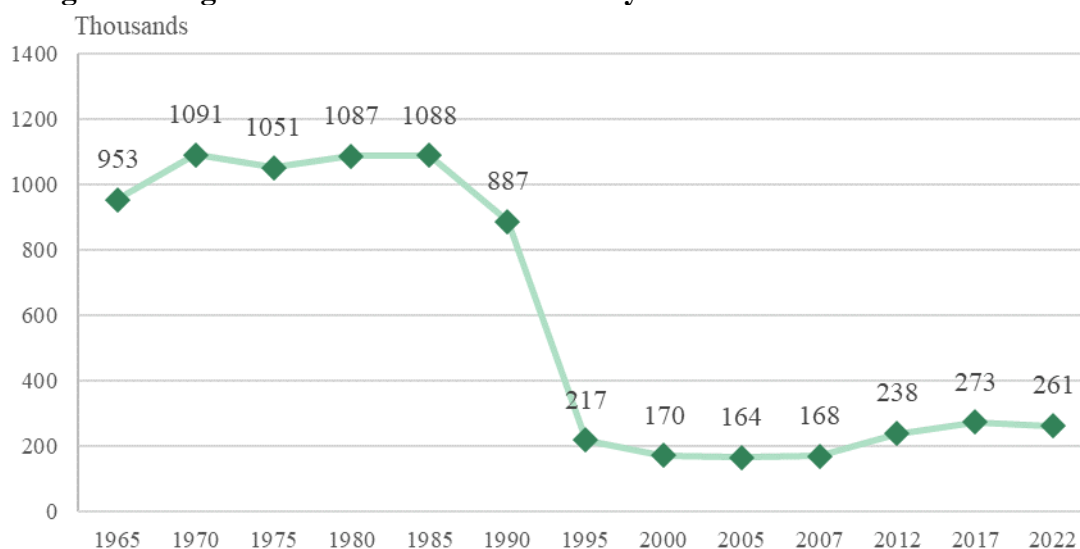


Figure 1. Registered members in community cultural centers for 1965 - 2022

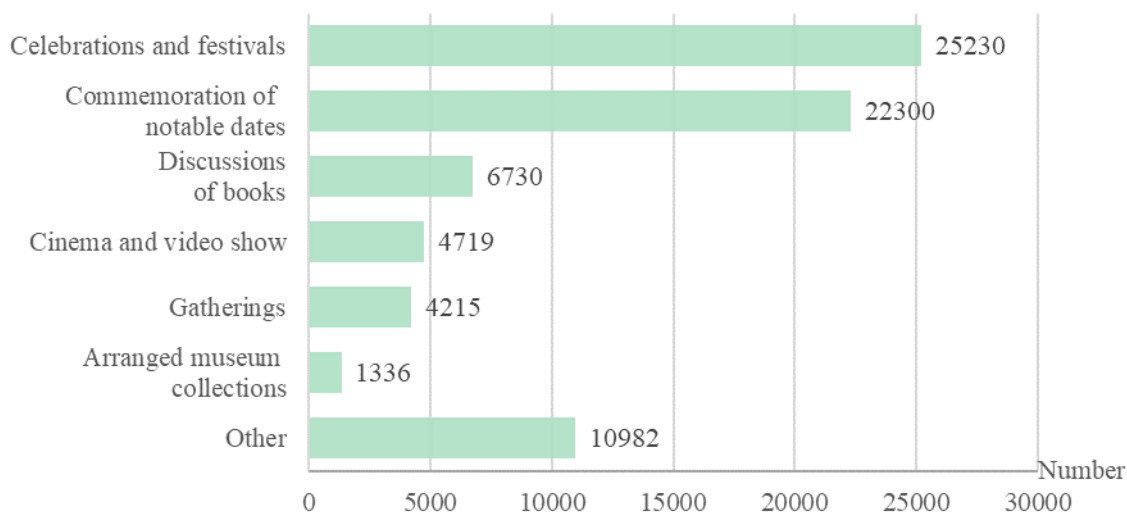


In 2022 the following services are available in community cultural centers:

- 1 670 (50.3%) community cultural centers granted services for usage of computers with internet access;
- In 3 015 community cultural centers or in 90.8% of all, there were operating libraries;
- 2 426 (73.1%) community cultural centers had auditorium with an average number of seats per one auditorium 205.

In 2022 community cultural centers organized 75 512 cultural and creative events. The largest number of organized events was of celebrations and festivals - 25 230, followed by commemoration of notable dates - 22 300 (Figure 11).

Figure 11. Cultural and creative activities in the community cultural centers by type





Methodological notes

Data on the activities of **museums** is a result of a regularly conducted annual survey. Their activity is characterized by: museum stock units, visitors, cultural and educational activities of museums, personnel, revenues and expenditures and material-technical base of museums. In the number of museums are included independent museums, established by the order of art. 25, para. 1 and para. 2 of the Cultural Heritage Act (promulgated, SG No. 19 of 13 March 2009), and carrying out activities during the respective year.

Performing arts are object of a separate annual statistical survey. Units of observation are theatres, operas, operettas, circuses, musical formations, companies and associations that organize and hold recitals and concerts (pop, folk, symphonic, chamber, choral music, brass bands, mixed and others). Their activity covers the following main characteristics: stages, seating capacity, performances, visitors, stagings by nationality of the author, including new stagings.

Activity of **libraries** with over 200 thousand library units is object of an annual statistical survey. Their activity has the following main breakdowns of characteristics: library collection (books, continued editions and other library documents), readers, visits, library loan collection, personnel, revenues and expenditures, computers, libraries area.

Film production statistical data comes as a result of an annual exhaustive survey. Subject of observation is the activity of the Bulgarian film producers, which covers produced films for the year intended for exhibition in cinemas as well as for television broadcasting. Films produced exclusively for the internet are excluded. The activity of **cinemas** includes the following main characteristics - cinema seats, screens, screenings, visitors, ticket revenues. Film clubs and mobile cinemas are not observed.

Activity of **radio and TV operators** includes the following main characteristics - programs by type/genre in hours, incomes and expenditures.

The survey on the activity of **community cultural centers** is conducted every 5 years in accordance to the National Statistical Programme and the survey is covering exhaustively all units registered in accordance to the People's Chitalishte Act in the Republic of Bulgaria.

More information and data on culture can be found on the NSI website, theme Culture (<http://www.nsi.bg/en/content/4526/culture>) and Information System 'Infostat' (https://infostat.nsi.bg/infostat/pages/module.jsf?x_2=36).