

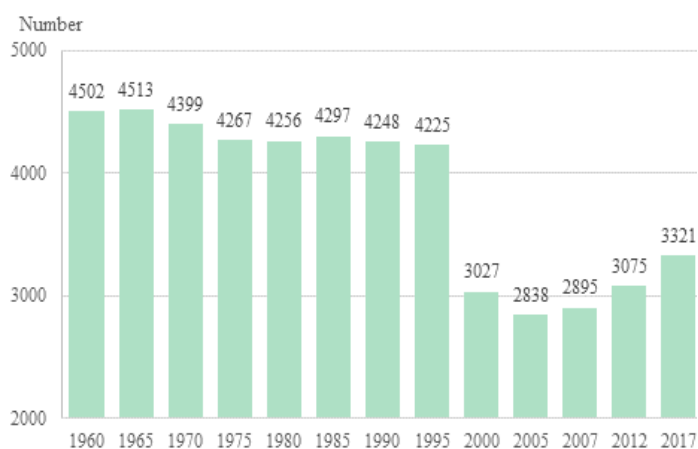


## MAIN RESULTS FROM THE SURVEY ON COMMUNITY CULTURAL CENTRES ACTIVITIES IN 2017

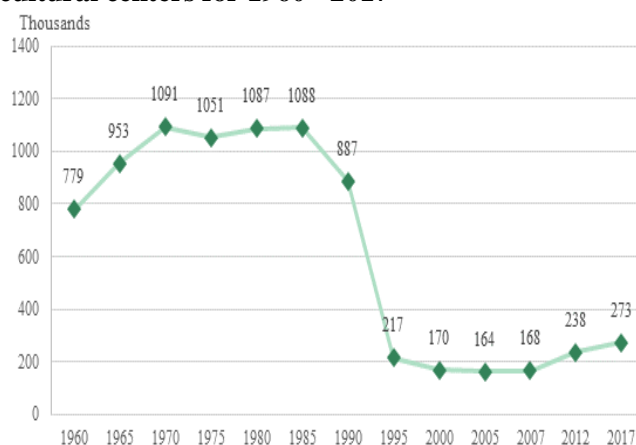
The People's Chitalishte (also called community clubs, community cultural centers or cultural centers) are traditional self-governing Bulgarian cultural and education associations in the towns and villages which also perform state cultural and educational tasks<sup>1</sup>. The survey on the activity of community cultural centers is conducted every 5 years in accordance to the National Statistical Programme and the survey is covering exhaustively all units registered in accordance to the People's Chitalishte Act in the Republic of Bulgaria.

The number of operating community cultural centers as of 31.12.2017 in the Republic of Bulgaria was 3 321, of which 663 (20.0%) in urban and 2 658 (80.0%) in rural areas. In comparison to 2012 their number increased with 246 or with 8.0%, respectively with 76 (12.9%) in urban and 170 (6.9%) in rural areas (Figure 1). Registered members in community cultural centers were 272 797 and in comparison to 2012 their number increased by 34 593 persons or by 14.5% (Figure 2).

**Figure 1. Community cultural centers for 1960 - 2017**



**Figure 2. Registered members in community cultural centers for 1960 - 2017**

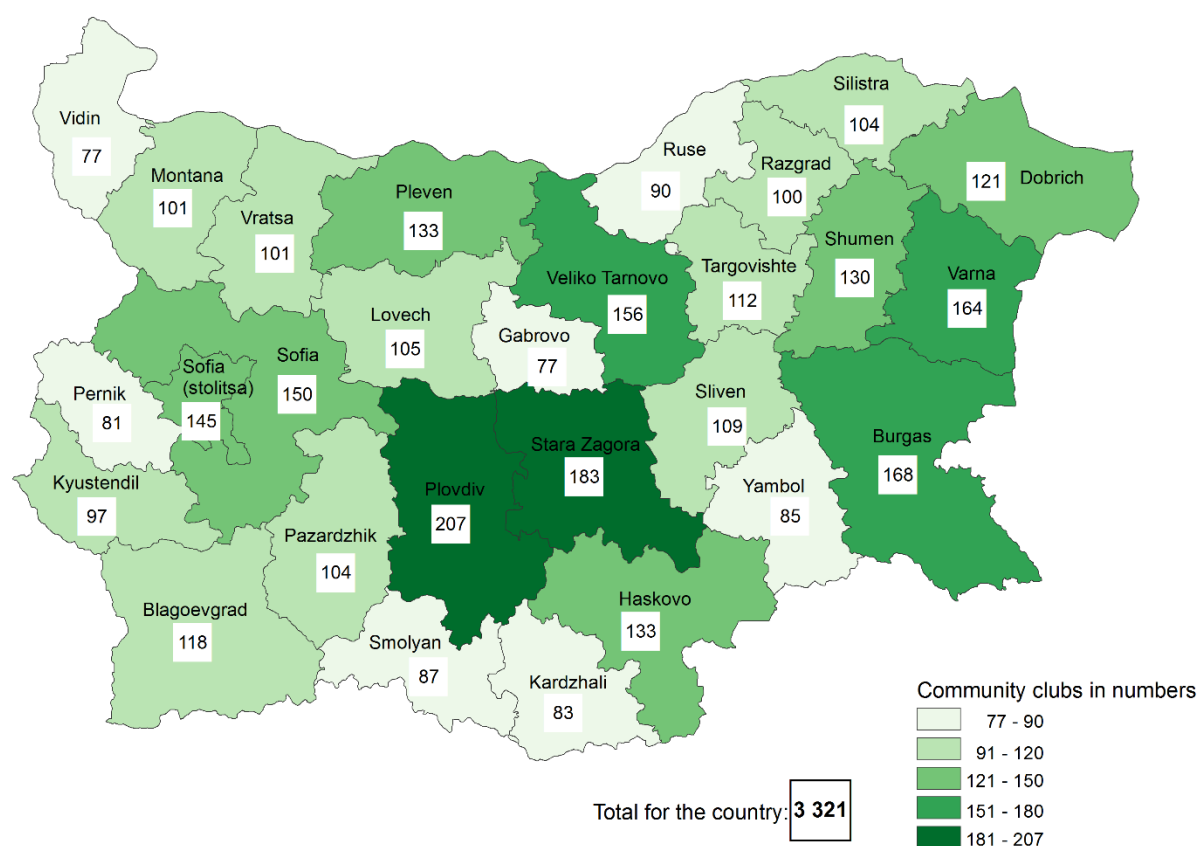


The largest number of operating community cultural centers was registered in Plovdiv district - 207, of which 157 (75.8%) were in rural and 50 (24.2%) in urban areas. The smallest number of units was observed in districts Vidin and Gabrovo - 77 in each (Figure 3).

<sup>1</sup> Art. 2 (1) of the People's Chitalishte Act, promulgated SG No. 89 of 22 October 1996.



**Figure 3. Number of community cultural centers as of 31.12.2017**



For the first time in the current survey was collected data on the computers availability, the provision of internet access for users, the availability of active libraries and auditoriums:

- In 3 045 community cultural centers or in 91.7% of all, there were operating libraries;
- 1 616 (48.7%) community cultural centers granted services for usage of computers with internet access;
- 2 544 (76.6%) community cultural centers had auditorium with an average number of seats per one auditorium 220.

Additional information by districts is presented in Table 1 of the Annex.

In accordance with the objectives of the community cultural centers, are being formed study circles, groups, formations ‘to meet the needs of the public related to the development and enrichment of cultural

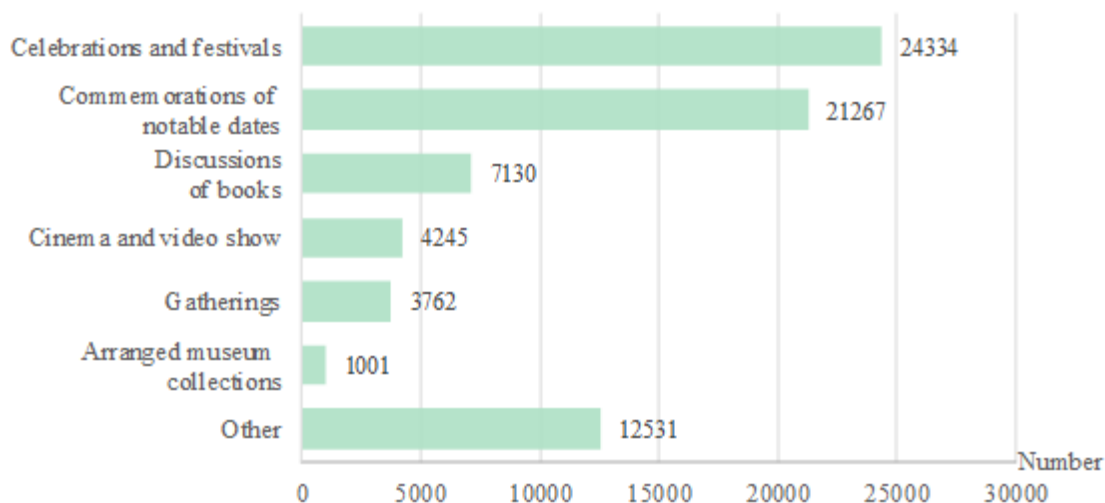


life, social and educational activities in the town or village wherein they operate’<sup>1</sup>. In 2017, community cultural centers organized the following amateur artistic creative activities:

- In the ‘Music and singing activities’ category, the total number of groups was 4 607 with 49 796 participants and 37 188 performances during the year. The largest number was those of the national folk singing groups - 2 778 with total number of participants - 30 816 and 22 411 performances.
- Dance groups were 3 178 with 56 640 participants and 20 807 performances. In this category the largest number was of the Bulgarian folk dances groups (2 386) with total number of participants 44 593 and 16 129 performances.
- Total number of clubs and study circles was 3 077 with 39 375 participants and 13 985 performances. Predominant were the dramatic clubs - 548, followed by applied art clubs (454) and fine art clubs (404). Additional data is presented in Table 2 of the Annex.

In order to achieve their objectives<sup>2</sup>, community cultural centers organized 37 118 cultural and creative events in 2017. The largest number of organized events was of celebrations and festivals - 24 334, followed by commemoration of notable dates - 21 267 (Figure 4).

**Figure 4. Cultural and creative activities in the community cultural centers by type**



For more information and data on community cultural centers, visit the NSI website, section Culture, Community cultural centers category (<http://www.nsi.bg/en/content/4537/community-clubs>) as well as the information system ‘Infostat’ ([https://infostat.nsi.bg/infostat/pages/module.jsf?x\\_2=213](https://infostat.nsi.bg/infostat/pages/module.jsf?x_2=213)).

<sup>1</sup> Art. 3 (1) of the People’s Chitalishte Act.

<sup>2</sup> Art. 3 (2) of the People’s Chitalishte Act.



ANNEX

Table 1

Community cultural centers granting computers with internet access for users, community cultural centers with operating library and community cultural centers with auditorium by districts

District	Total community cultural centers	Community cultural centers granting computers with internet access for users		Community cultural centers with operating library		Community cultural centers with auditorium	
		In numbers	%	In numbers	%	In numbers	%
<b>Total</b>	<b>3321</b>	<b>1616</b>	<b>48.7</b>	<b>3045</b>	<b>91.7</b>	<b>2544</b>	<b>76.6</b>
Blagoevgrad	118	58	49.2	108	91.5	87	73.7
Burgas	168	59	35.1	158	94.0	106	63.1
Varna	164	74	45.1	156	95.1	125	76.2
Veliko Tarnovo	156	73	46.8	140	89.7	143	91.7
Vidin	77	39	50.6	69	89.6	59	76.6
Vratsa	101	62	61.4	100	99.0	82	81.2
Gabrovo	77	40	51.9	63	81.8	56	72.7
Dobrich	121	37	30.6	100	82.6	100	82.6
Kardzhali	83	33	39.8	76	91.6	58	69.9
Kyustendil	97	51	52.6	79	81.4	49	50.5
Lovech	105	66	62.9	98	93.3	84	80.0
Montana	101	47	46.5	96	95.0	84	83.2
Pazardzhik	104	60	57.7	99	95.2	85	81.7
Pernik	81	31	38.3	58	71.6	50	61.7
Pleven	133	83	62.4	128	96.2	107	80.5
Plovdiv	207	86	41.5	202	97.6	153	73.9
Razgrad	100	53	53.0	95	95.0	83	83.0
Ruse	90	55	61.1	89	98.9	72	80.0
Silistra	104	63	60.6	90	86.5	85	81.7
Sliven	109	48	44.0	101	92.7	78	71.6
Smolyan	87	54	62.1	77	88.5	72	82.8
Sofia	150	79	52.7	139	92.7	127	84.7
Sofia (stolitsa)	145	70	48.3	126	86.9	87	60.0
Stara Zagora	183	74	40.4	168	91.8	138	75.4
Targovishte	112	45	40.2	105	93.8	88	78.6
Haskovo	133	69	51.9	121	91.0	103	77.4
Shumen	130	68	52.3	125	96.2	110	84.6
Yambol	85	39	45.9	79	92.9	73	85.9



Table 2

Amateur artistic creativity by type

(Number)

Type of the amateur artistic creativity	Study circles, groups, formations		Participants		Appearances	
	Total	Of which: In rural areas	Total	Of which: In rural areas	Total	Of which: In rural areas
<b>Music and singing</b>	<b>4607</b>	<b>2978</b>	<b>49769</b>	<b>30509</b>	<b>37118</b>	<b>21713</b>
Orchestras	263	101	2358	623	3810	1099
Instrumental formations	146	52	973	286	1135	588
Vocal-instrumental formations	247	101	2475	1047	2091	915
Bulgarian folk singing	2778	2159	30816	23096	22411	16347
Pop/rock/jazz singing	159	19	1473	122	1508	91
Old urban songs groups	442	256	4520	2549	2741	1096
Opera singing	14	1	154	10	54	15
Other music and singing creativity	558	289	7000	2776	3368	1562
<b>Dance art</b>	<b>3178</b>	<b>1825</b>	<b>56640</b>	<b>25279</b>	<b>20807</b>	<b>10664</b>
Bulgarian folk dances	2386	1461	44593	21289	16129	9071
Dancesport	108	43	1889	462	870	170
Dances of other nations	111	60	1308	643	628	311
Ethnic group dances	178	127	2083	1353	821	484
Ballet dancing	160	17	3285	166	1180	68
Other dance art	235	117	3482	1366	1179	560
<b>Clubs and study circles</b>	<b>3077</b>	<b>1750</b>	<b>39375</b>	<b>19233</b>	<b>13985</b>	<b>6632</b>
Applied arts	454	277	5659	3367	2197	1270
Fine arts	404	204	4785	1959	1696	617
Historical	121	60	2115	701	634	218
Dramatic	548	263	6241	2584	2507	1035
Other clubs and study circles	1550	946	20575	10622	6951	3492
<b>Sport groups</b>	<b>231</b>	<b>84</b>	<b>3722</b>	<b>976</b>	<b>836</b>	<b>195</b>
<b>Other study circles, groups and formations</b>	<b>898</b>	<b>627</b>	<b>17108</b>	<b>11046</b>	<b>3504</b>	<b>2031</b>