



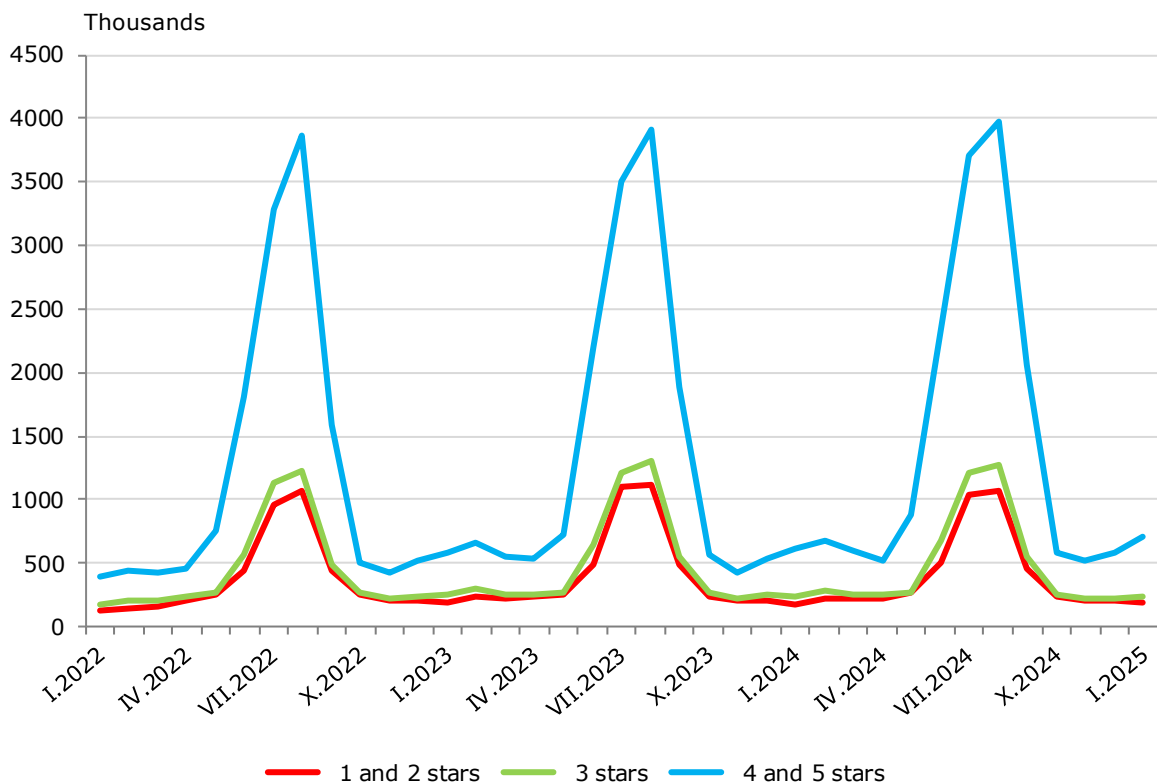
ACTIVITY OF ACCOMMODATION ESTABLISHMENTS IN JANUARY 2025

In January 2025, 2 182 accommodation establishments - hotels, motels, camping sites, mountain chalets and other establishments for short-term accommodation, with 10 or more bed-places, functioned in the country (Annex, Table 1), with 64.2 thousand rooms and 133.6 thousand bed-places in them. In comparison with the same month of the previous year, the number of accommodation establishments increased by 0.5%, and the bed-places in them - by 3.7%.

The total number of nights spent was 1 135.9 thousand, or 10.2% more in comparison to a year earlier. The nights spent by Bulgarian residents were 649.5 thousand and by non-residents - 486.4 thousand.

In 4 and 5-star accommodation establishments were realized 80.7% of all nights spent by non-residents and 48.5% by Bulgarian residents. In 3 stars were spent 14.7% of all nights by non-residents and 25.7% by Bulgarian residents, while in 1 and 2 stars, they were 4.6% and 25.8%, respectively (Figure 1).

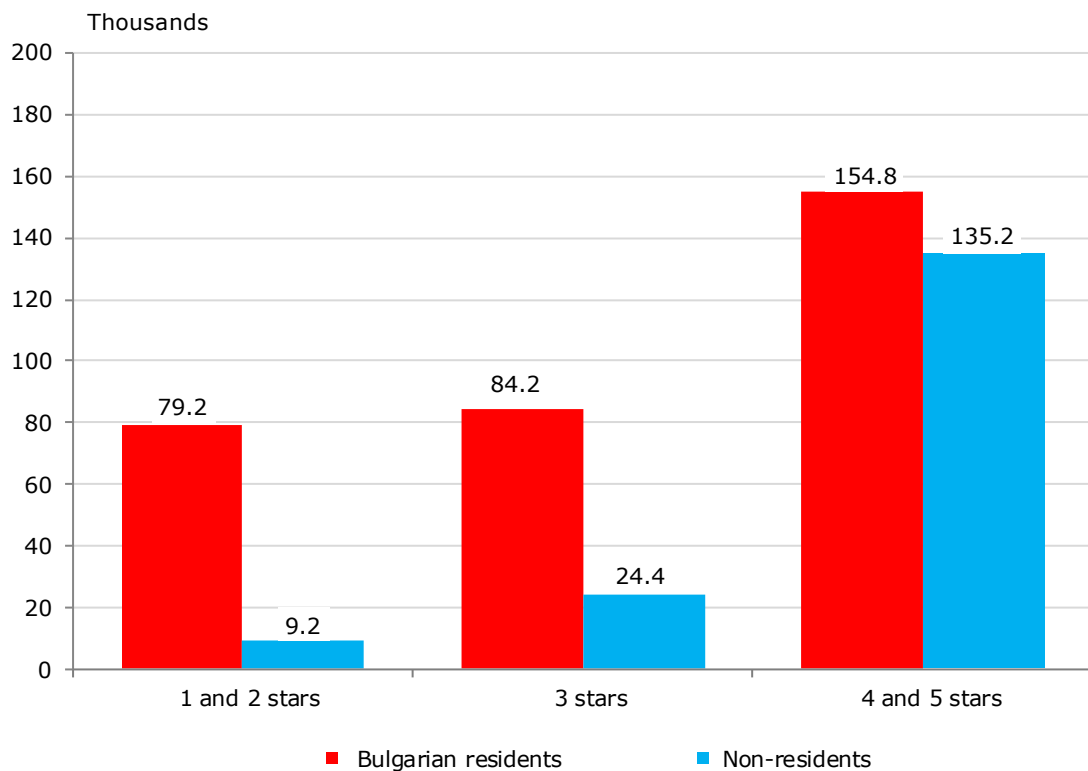
Figure 1. Nights spent in accommodation establishments by categories and by months



ACTIVITY OF ACCOMMODATION ESTABLISHMENTS IN JANUARY 2025

The number of arrivals¹ increased by 12.7% compared to the same month in 2024 and reached 487.0 thousand, as an increase by 19.5% for non-residents, and by 9.4% for Bulgarian residents was reported. The Bulgarian residents were 318.2 thousand and spent 2.0 nights on average. The arrivals of non-residents were 168.8 thousand, and had 2.9 nights on average, as 80.1% of them spent nights in accommodation establishments with 4 and 5 stars (Figure 2).

**Figure 2. Arrivals in accommodation establishments by categories
in January 2025**

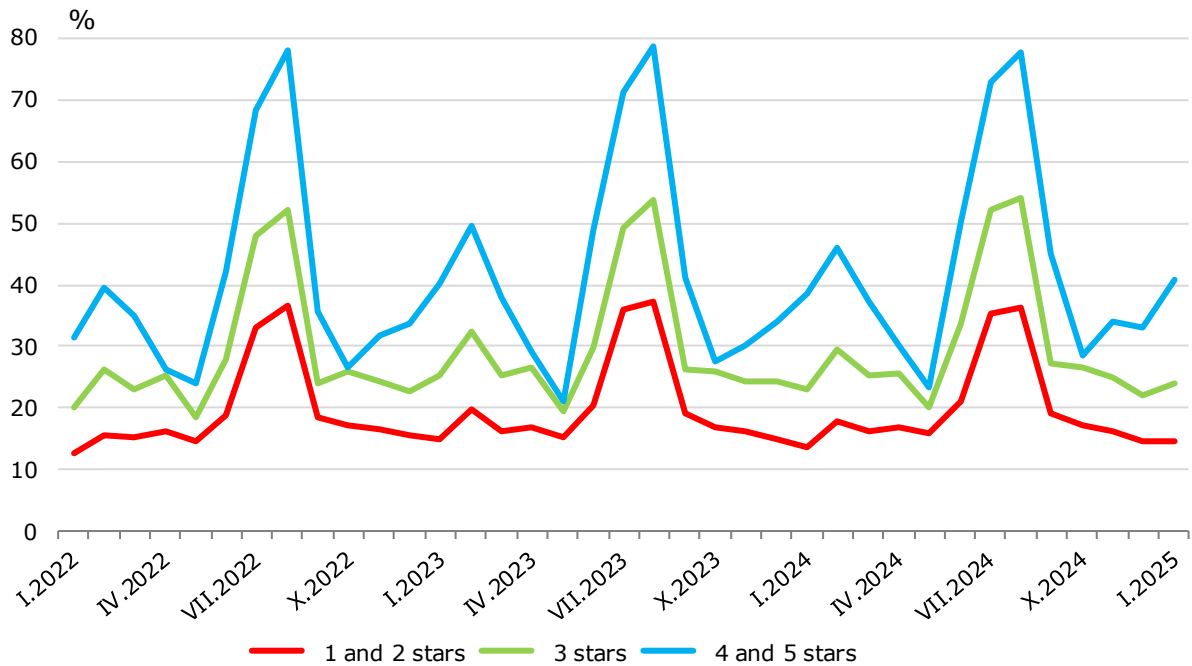


The total occupancy of the bed-places was 28.2% and increased by 2.0 percentage points compared to a year earlier. The highest occupancy of the bed-places was in 4 and 5-star accommodation establishments - 40.9%, followed by those with 3 stars - 24.0%, and with 1 and 2 stars - 14.5% (Figure 3).

¹ According to instructions from Eurostat, the refugees from Ukraine are not included in the survey.

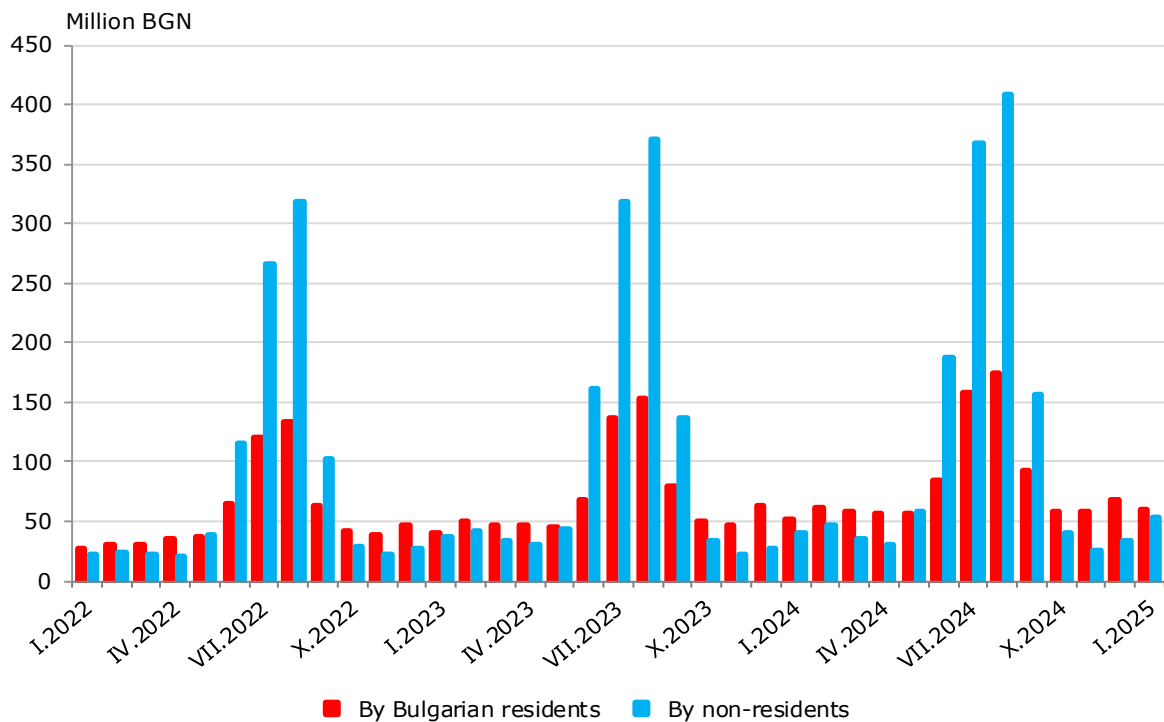
**ACTIVITY OF ACCOMMODATION ESTABLISHMENTS
IN JANUARY 2025**

**Figure 3. Occupation of the bed-places in accommodation establishments
by categories and months**



The total revenues from nights spent increased by 24.0%, compared to the same month of the previous year, and reached 112.9 million BGN, as 60.1 million BGN were from Bulgarian residents and 52.8 million BGN from non-residents (Figure 4).

Figure 4. Revenues from nights spent in accommodation establishments by months



ACTIVITY OF ACCOMMODATION ESTABLISHMENTS IN JANUARY 2025

Methodological notes

Since 2012, the statistical survey on **accommodation establishments** has been carried out monthly in compliance with the Regulation 692/2011 of the European Parliament and of the Council concerning European statistics on tourism and the Regulation 1051/2011 of the Commission implementing Regulation 692/2011 of the European Parliament and of the Council concerning European statistics on tourism, as regards the structure of the quality reports and the transmission of the data.

All categorized hotels, camping sites and other types of accommodation establishments with 10 or more bed-places in use during the reporting period are included in the observation.

The indicator **other accommodation establishments** includes holiday settlements, hostels, guest houses, bungalows, rest houses, mountain chalets, private rooms and flats and other establishments for short accommodation.

Available Bed Capacity is the maximum number of bed-places, offered for each day of the reference month.

The **revenues from nights spent** in accommodation establishments include the sums paid by the guests, without the extra services.

**ACTIVITY OF ACCOMMODATION ESTABLISHMENTS
IN JANUARY 2025**

Annex

Table 1

Activity of accommodation establishments in January 2025¹

Districts	Establishments - in numbers	Bed-places - in numbers	Available bed-nights - in numbers	Nights spent - in numbers		Arrivals in accommodation establishments - in numbers		Revenues from nights spent - Thousand BGN	
				Total	Of which: By non-residents	Total	Of which: Non-residents	Total	Of which: By non-residents
Total	2182	133562	4029648	1135882	486404	487019	168857	112942	52826
Blagoevgrad	222	18612	567566	246798	165705	84775	48169	29495	18658
Burgas	72	5675	174029	29627	4332	13421	2396	2318	424
Varna	124	10999	340969	55958	30165	25651	10691	5179	2887
Veliko									
Tarnovo	134	5519	152130	16891	3826	10256	2357	1138	324
Vidin	23	862	25700	2821	493	2161	366	190	35
Vratsa	40	1378	40585	9066	781	3624	220	392	46
Gabrovo	57	2673	82863	9251	485	4570	197	523	39
Dobrich	42	4824	128983	18210	8204	8479	3713	2763	1396
Kardzhali	60	1911	58250	6258	722	3674	429	439	53
Kyustendil	82	2891	89495	17133	1519	10099	774	1751	157
Lovech	103	4019	119105	16455	493	8707	246	1723	35
Montana	27	1359	42129	5495	202	2940	109	342	14
Pazardzhik	119	7890	245536	93427	4843	44805	1666	9513	524
Pernik	9	435	13485	3136	607	1865	306	179	41
Pleven	31	1762	53532	7634	1801	4202	663	487	126
Plovdiv	210	12788	391537	105006	18871	53381	9706	8611	1545
Razgrad	16	566	17546	2939	492	1236	189	183	38
Ruse	59	2298	69992	10377	2461	5852	1467	750	250
Silistra	24	779	24149	2467	415	1705	223	191	39
Sliven	39	1443	43501	4980	788	3280	345	417	76
Smolyan	173	8870	274902	120716	49492	39671	11278	9962	4487
Sofia	92	7333	225350	118737	76068	36057	18169	12681	8459
Sofia									
(stolitsa)	176	16541	486265	146991	92085	75877	44282	16482	11701
Stara Zagora	65	5394	160449	52423	6292	21047	1475	5024	445
Targovishte	13	521	16151	2565	474	1608	168	171	38
Haskovo	87	3988	117141	22792	13381	13559	8677	1524	881
Shumen	66	1545	47893	5433	848	3292	371	358	62
Yambol	17	687	20415	2296	559	1225	205	156	46

¹ In use.