



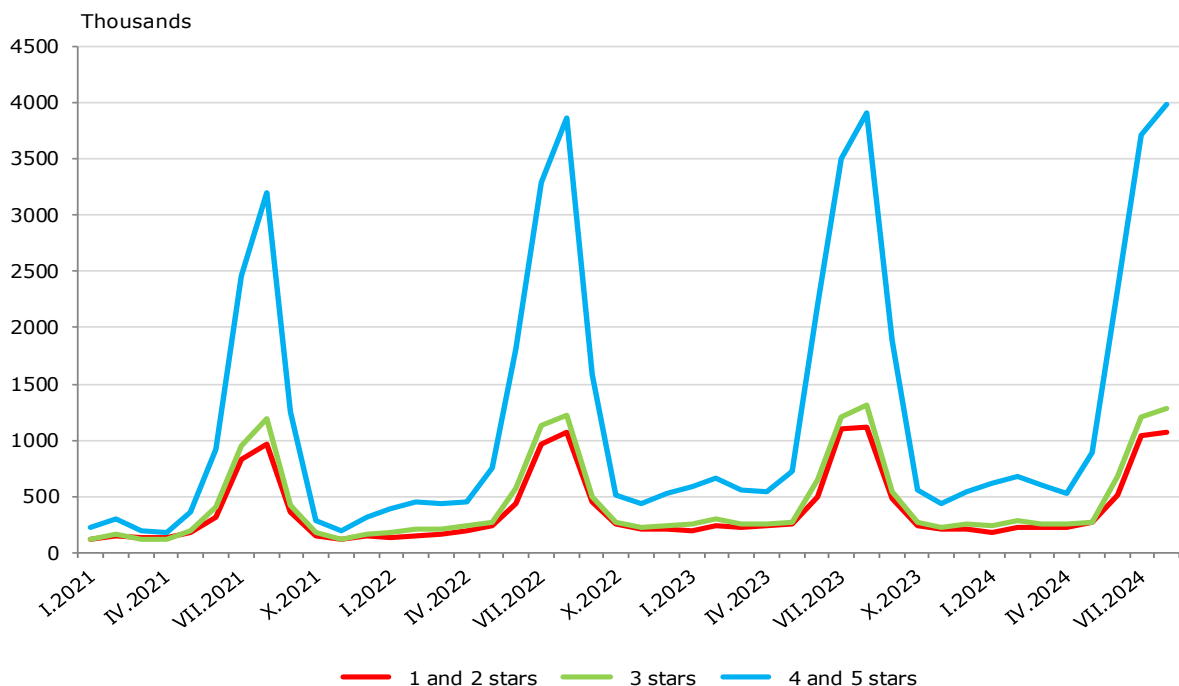
ACTIVITY OF ACCOMMODATION ESTABLISHMENTS IN AUGUST 2024

In August 2024, 3 720 accommodation establishments - hotels, motels, camping sites, mountain chalets and other establishments for short-term accommodation, with 10 or more bed-places, functioned in the country (Annex, Table 1) with 147.8 thousand rooms and 338.9 thousand bed-places in them. In comparison with the same month of the previous year, the number of accommodation establishments increased by 0.5%, and the bed-places in them - by 0.3%.

The total number of nights spent was 6.3 million. The nights spent by non-residents increased by 1.3% and reached 4.0 million. The nights spent by Bulgarian residents were 2.3 million and decreased by 2.2% in comparison to a year earlier.

In 4 and 5-star accommodation establishments were realized 75.9% of all nights spent by non-residents and 40.1% by Bulgarian residents. In 3 stars were spent 17.8% of all nights by non-residents and 24.2% by Bulgarian residents, while in 1 and 2 stars, they were 6.3% and 35.7%, respectively (Figure 1).

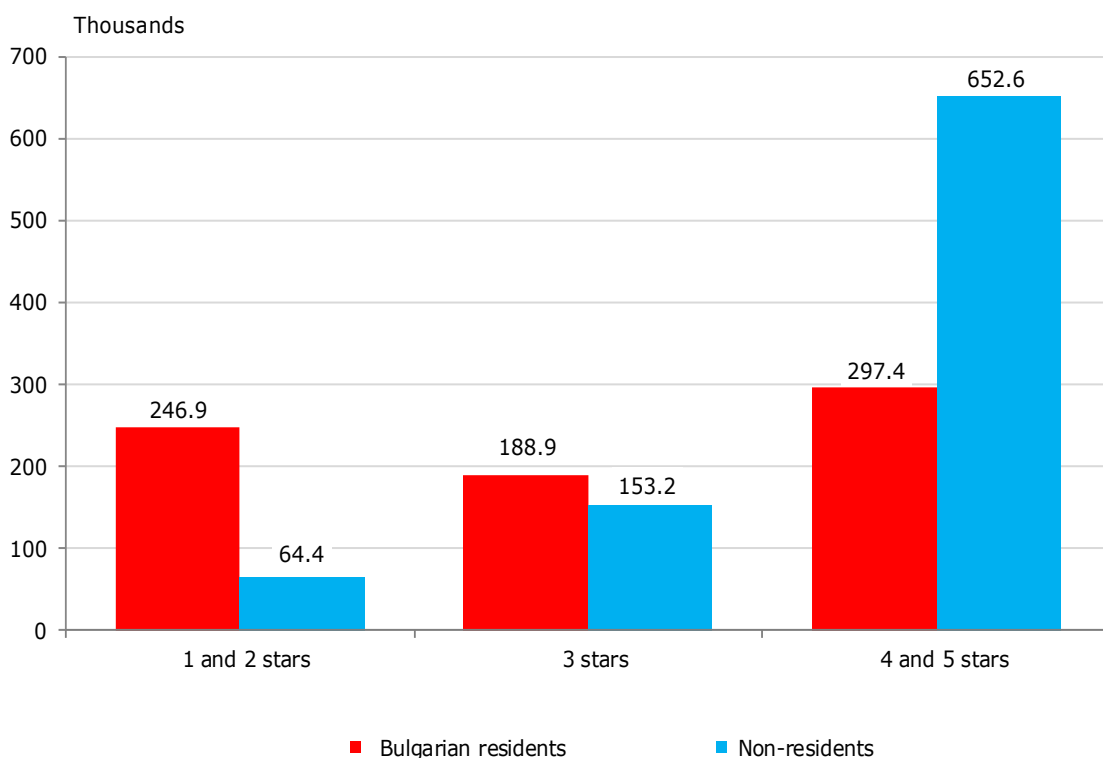
Figure 1. Nights spent in accommodation establishments by categories and months



ACTIVITY OF ACCOMMODATION ESTABLISHMENTS IN AUGUST 2024

The number of arrivals¹ increased by 4.1% compared to the same month in 2023 and reached 1.6 million, as an increase by 4.3% for non-residents, and by 3.9% for Bulgarian residents was reported. The Bulgarian residents were 733.2 thousand and spent 3.1 nights on average. The arrivals of non-residents were 870.2 thousand, and had 4.6 nights on average, as 75.0% of them spent nights in accommodation establishments with 4 and 5 stars (Figure 2).

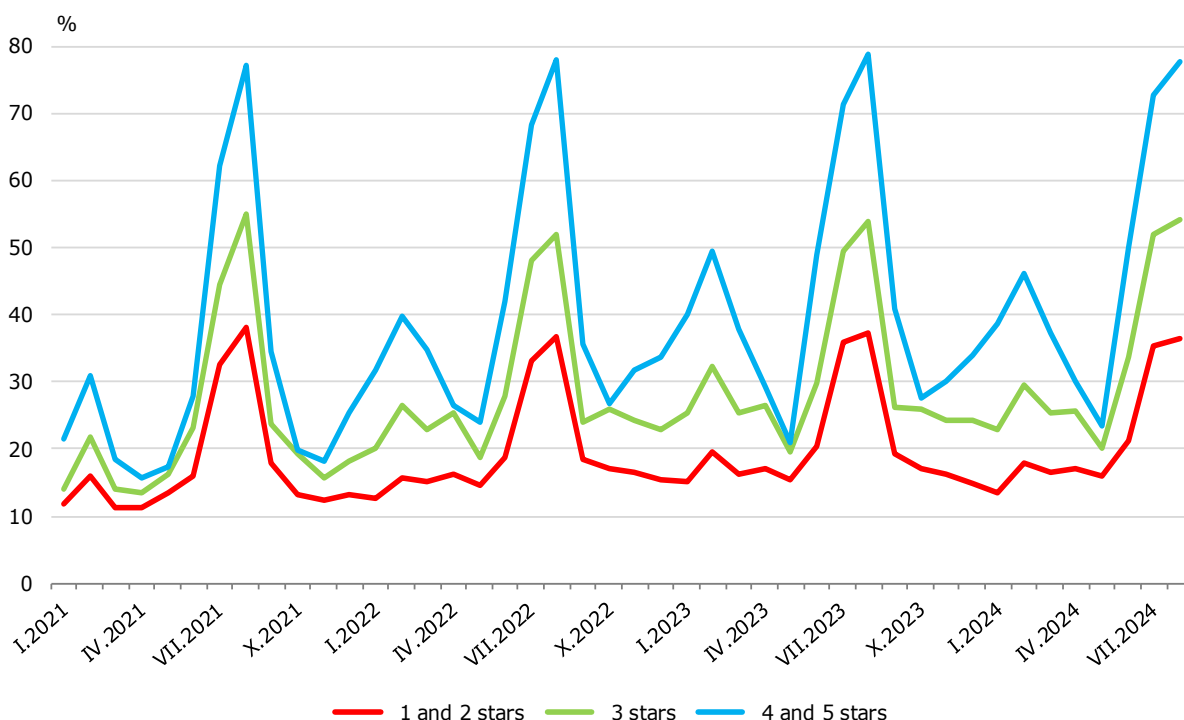
Figure 2. Arrivals in accommodation establishments by categories in August 2024



The total occupancy of the bed-places was 60.7% and decreased by 0.3 percentage points compared to a year earlier. The highest occupancy of the bed-places was in 4 and 5-star accommodation establishments - 77.6%, followed by those with 3 stars - 54.2%, and with 1 and 2 stars - 36.4% (Figure 3).

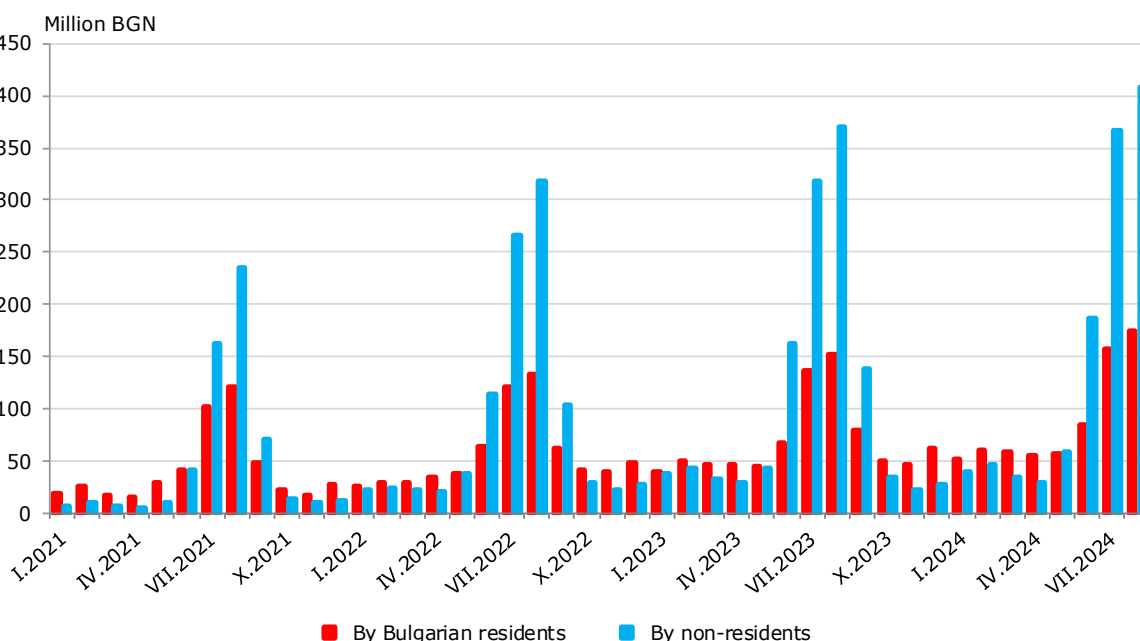
¹ According to instructions from Eurostat, the refugees from Ukraine are not included in the survey.

Figure 3. Occupation of the bed-places in accommodation establishments by categories and months



The total revenues from nights spent increased by 11.3%, compared to the same month of the previous year, and reached 581.9 million BGN, as 407.6 million BGN were from non-residents and 174.3 million BGN from Bulgarian residents (Figure 4).

Figure 4. Revenues from nights spent in accommodation establishments by months



Methodological notes

Since 2012, the statistical survey on **accommodation establishments** has been carried out monthly in compliance with the Regulation 692/2011 of the European Parliament and of the Council concerning European statistics on tourism and the Regulation 1051/2011 of the Commission implementing Regulation 692/2011 of the European Parliament and of the Council concerning European statistics on tourism, as regards the structure of the quality reports and the transmission of the data.

All categorized hotels, camping sites and other types of accommodation establishments with 10 or more bed-places in use during the reporting period are included in the observation.

The indicator **other accommodation establishments** includes holiday settlements, hostels, guest houses, bungalows, rest houses, mountain chalets, private rooms and flats and other establishments for short accommodation.

Available Bed Capacity is the maximum number of bed-places, offered for each day of the reference month.

The **revenues from nights spent** in accommodation establishments include the sums paid by the guests, without the extra services.

ACTIVITY OF ACCOMMODATION ESTABLISHMENTS IN AUGUST 2024

Annex

Table 1

Activity of accommodation establishments in August 2024¹

| Districts | Establishments - in numbers | Bed-places - in numbers | Available bed-nights - in numbers | Nights spent - in numbers | | Arrivals in accommodation establishments - in numbers | | Revenues from nights spent - Thousand BGN | |
|--------------|-----------------------------|-------------------------|-----------------------------------|---------------------------|----------------------------|---|-------------------------|---|----------------------------|
| | | | | Total | Of which: By non-residents | Total | Of which: Non-residents | Total | Of which: By non-residents |
| Total | 3720 | 338930 | 10430477 | 6329567 | 4036459 | 1603413 | 870223 | 581852 | 407563 |
| Blagoevgrad | 215 | 17013 | 520372 | 188619 | 43895 | 73237 | 17008 | 18225 | 3949 |
| Burgas | 961 | 137836 | 4243156 | 3183598 | 2189549 | 643150 | 403290 | 287389 | 211789 |
| Varna | 387 | 62031 | 1931137 | 1371504 | 1124324 | 300730 | 225876 | 141779 | 122151 |
| Veliko | | | | | | | | | |
| Tarnovo | 167 | 5354 | 167042 | 42517 | 10947 | 24046 | 8218 | 2602 | 848 |
| Vidin | 31 | 1024 | 31713 | 9575 | 1427 | 6024 | 1022 | 559 | 98 |
| Vratsa | 40 | 1331 | 40565 | 13576 | 1974 | 5688 | 635 | 581 | 112 |
| Gabrovo | 73 | 3389 | 105048 | 24927 | 2206 | 10772 | 1054 | 1237 | 138 |
| Dobrich | 189 | 27465 | 845298 | 561485 | 411723 | 123729 | 83466 | 56223 | 43772 |
| Kardzhali | 81 | 2442 | 75403 | 18200 | 1878 | 11070 | 1325 | 1234 | 121 |
| Kyustendil | 96 | 3423 | 104963 | 33158 | 3386 | 17264 | 2134 | 2274 | 319 |
| Lovech | 121 | 4748 | 144600 | 42165 | 1989 | 18304 | 1479 | 3037 | 116 |
| Montana | 36 | 1618 | 50078 | 14571 | 867 | 5684 | 646 | 755 | 63 |
| Pazardzhik | 120 | 8014 | 246315 | 130533 | 7838 | 44787 | 1990 | 10865 | 792 |
| Pernik | 12 | 549 | 17019 | 3898 | 821 | 1846 | 457 | 205 | 63 |
| Pleven | 31 | 1486 | 43202 | 10402 | 2291 | 6717 | 1524 | 605 | 149 |
| Plovdiv | 254 | 12696 | 387430 | 137828 | 34462 | 61299 | 17123 | 10436 | 2760 |
| Razgrad | 21 | 777 | 24087 | 5495 | 746 | 2978 | 411 | 370 | 64 |
| Ruse | 61 | 2238 | 69142 | 16776 | 5755 | 10867 | 4458 | 1140 | 469 |
| Silistra | 27 | 813 | 25203 | 3842 | 649 | 2731 | 469 | 232 | 48 |
| Sliven | 57 | 1788 | 55400 | 10270 | 2145 | 5635 | 983 | 673 | 199 |
| Smolyan | 228 | 9461 | 292632 | 109016 | 4928 | 39072 | 1972 | 6750 | 338 |
| Sofia | 89 | 6527 | 198977 | 69002 | 10880 | 26514 | 4812 | 5213 | 1199 |
| Sofia | | | | | | | | | |
| (stolitsa) | 151 | 15234 | 465998 | 217062 | 153924 | 114900 | 80606 | 21332 | 16625 |
| Stara Zagora | 62 | 5157 | 152418 | 67321 | 6982 | 24141 | 2970 | 5249 | 510 |
| Targovishte | 14 | 624 | 18859 | 4211 | 1438 | 2359 | 395 | 297 | 81 |
| Haskovo | 100 | 3405 | 98744 | 26972 | 7410 | 12298 | 4630 | 1811 | 648 |
| Shumen | 76 | 1744 | 54064 | 8825 | 1383 | 5413 | 856 | 515 | 91 |
| Yambol | 20 | 743 | 21612 | 4219 | 642 | 2158 | 414 | 264 | 51 |

¹ In use.