



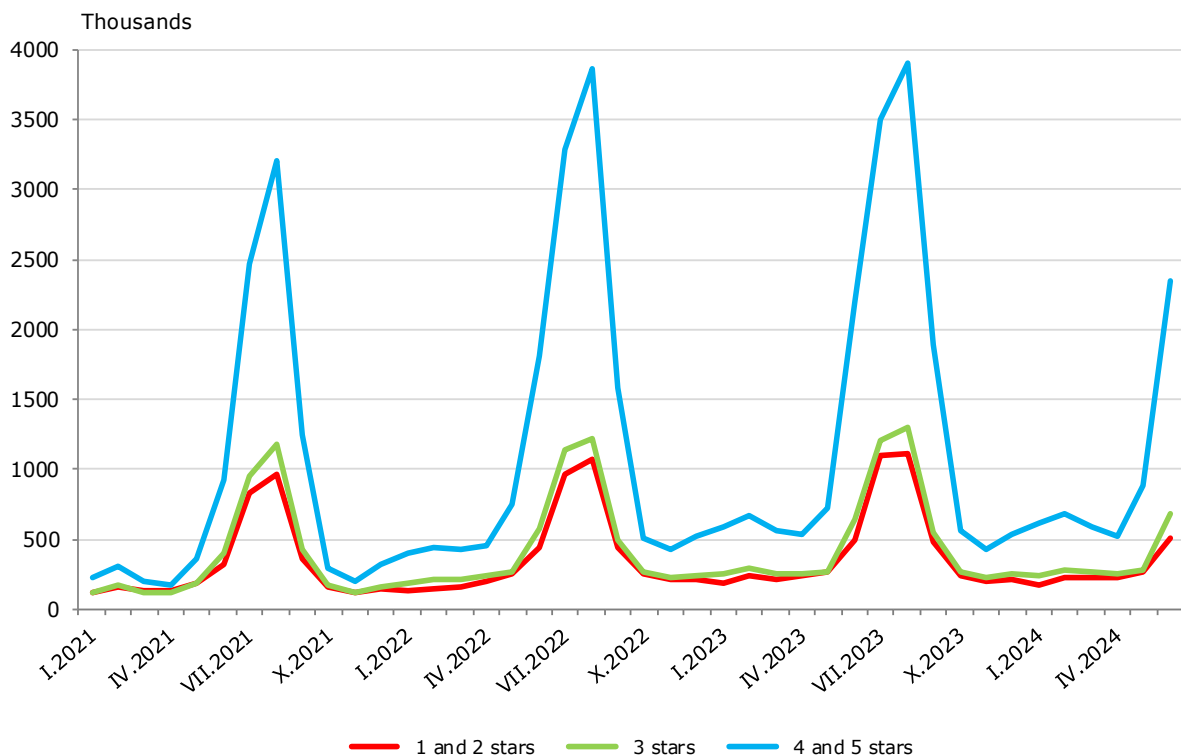
## ACTIVITY OF ACCOMMODATION ESTABLISHMENTS IN JUNE 2024

In June 2024, 3 297 accommodation establishments - hotels, motels, camping sites, mountain chalets and other establishments for short-term accommodation, with 10 or more bed-places, functioned in the country (Annex, Table 1) with 139.5 thousand rooms and 314.4 thousand bed-places in them. In comparison with the same month of the previous year, the accommodation establishments increased by 2.0% and the bed-places in them - by 1.4%.

The total number of nights spent was 3.5 million, or 5.9% more in comparison to a year earlier. The nights spent by non-residents were 2.3 million and by Bulgarian residents - 1.2 million.

In 4 and 5-star accommodation establishments were realized 77.4% of all nights spent by non-residents and 45.6% by Bulgarian residents. In 3 stars were spent 15.8% of all nights by non-residents and 25.5% by Bulgarian residents, while in 1 and 2 stars, they were 6.8% and 28.9%, respectively.

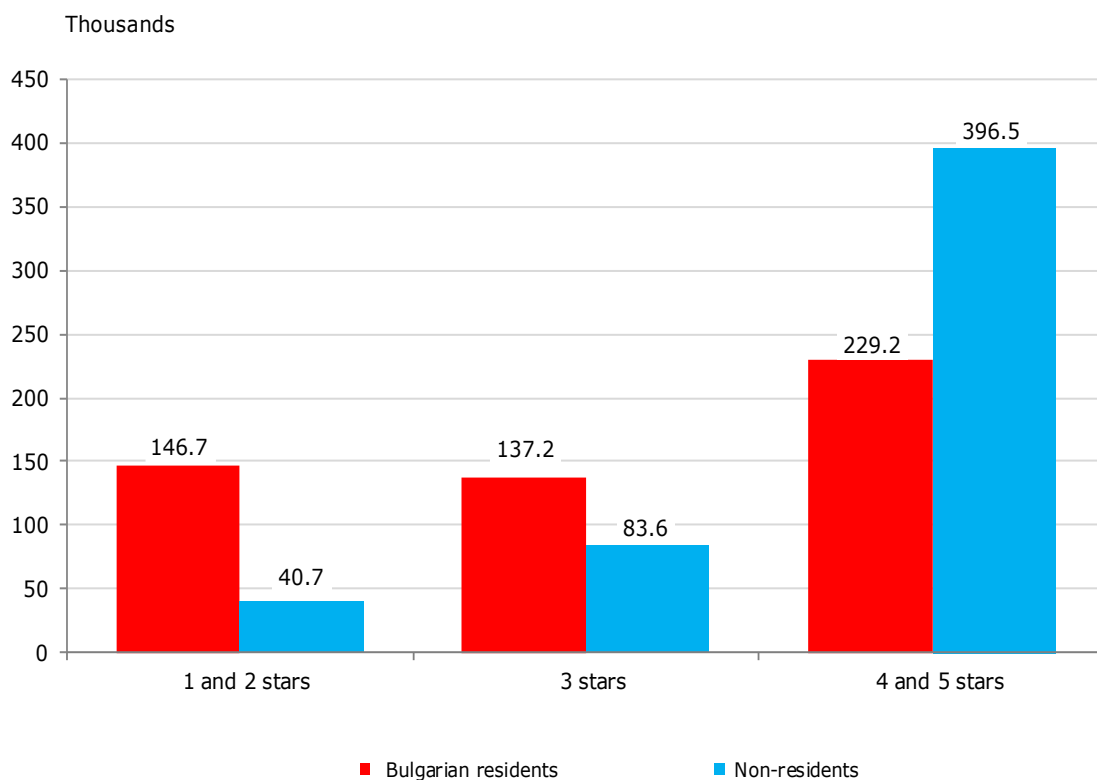
**Figure 1. Nights spent in accommodation establishments by categories and months**



## ACTIVITY OF ACCOMMODATION ESTABLISHMENTS IN JUNE 2024

The number of arrivals<sup>1</sup> increased by 6.0% compared to the same month in 2023 and reached 1.0 million, as an increase by 8.3% for Bulgarian residents, and by 3.8% for non-residents was reported. The Bulgarian residents were 513.1 thousand and spent 2.4 nights on average. The arrivals of non-residents were 520.8 thousand, and had 4.4 nights on average, as 76.1% of them spent nights in accommodation establishments with 4 and 5 stars.

**Figure 2. Arrivals in accommodation establishments by categories in June 2024**

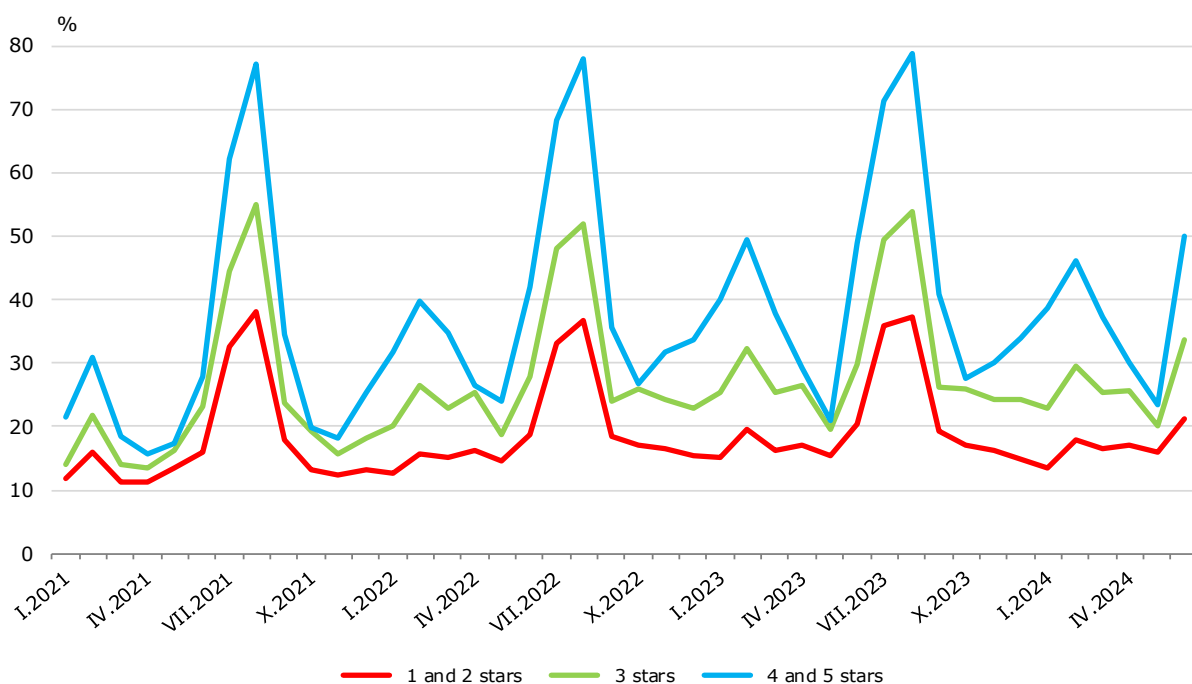


The total occupancy of the bed-places was 38.8% and increased by 2.0 percentage points compared to a year earlier. The highest occupancy of the bed-places was in 4 and 5-star accommodation establishments - 50.1%, followed by those with 3 stars - 33.7%, and with 1 and 2 stars - 21.2%.

<sup>1</sup> According to instructions from Eurostat, the refugees from Ukraine are not included in the survey.

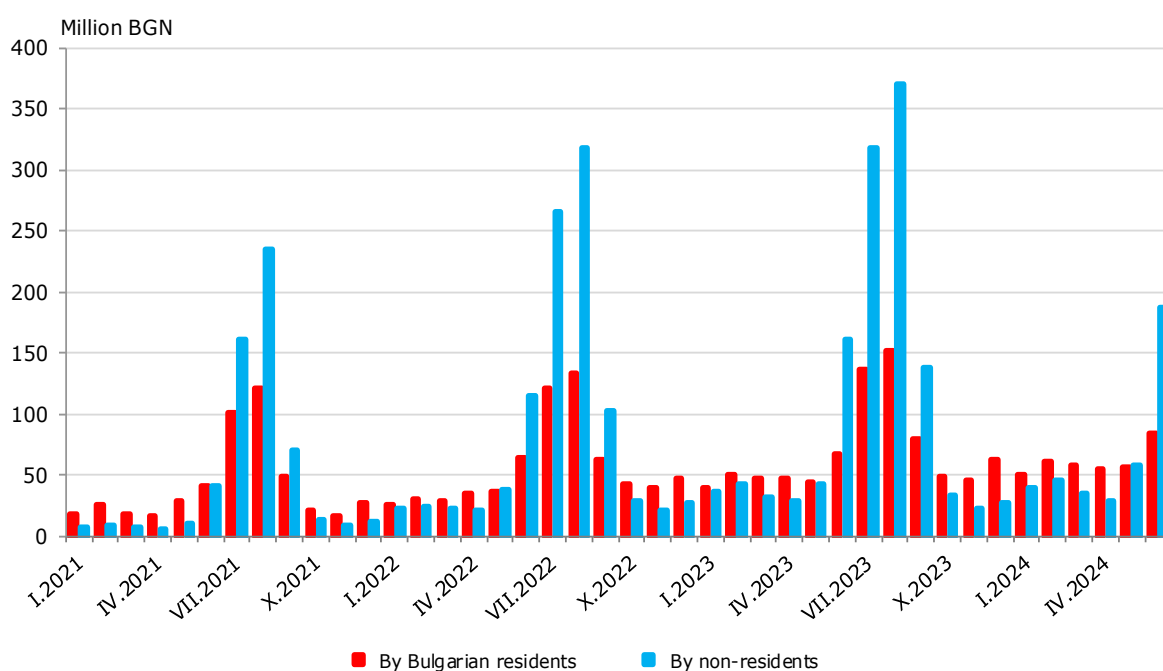
## ACTIVITY OF ACCOMMODATION ESTABLISHMENTS IN JUNE 2024

**Figure 3. Occupation of the bed-places in accommodation establishments by categories and months**



The total revenues from nights spent increased by 18.0%, compared to the same month of the previous year and reached 270.5 million BGN, as 186.8 million BGN were from non-residents and 83.7 million BGN from Bulgarian residents.

**Figure 4. Revenues from nights spent in accommodation establishments by months**



### Methodological notes

Since 2012, the statistical survey on **accommodation establishments** has been carried out monthly in compliance with the Regulation 692/2011 of the European Parliament and of the Council concerning European statistics on tourism and the Regulation 1051/2011 of the Commission implementing Regulation 692/2011 of the European Parliament and of the Council concerning European statistics on tourism, as regards the structure of the quality reports and the transmission of the data.

All categorized hotels, camping sites and other types of accommodation establishments with 10 or more bed-places in use during the reporting period are included in the observation.

The indicator **other accommodation establishments** includes holiday settlements, hostels, guest houses, bungalows, rest houses, mountain chalets, private rooms and flats and other establishments for short accommodation.

**Available Bed Capacity** is the maximum number of bed-places, offered for each day of the reference month.

The **revenues from nights spent** in accommodation establishments include the sums paid by the guests, without the extra services.

## ACTIVITY OF ACCOMMODATION ESTABLISHMENTS IN JUNE 2024

### Annex

**Table 1**

**Activity of accommodation establishments in June 2024<sup>1</sup>**

Districts	Establishments - in numbers	Bed-places - in numbers	Available bed-nights - in numbers	Nights spent - in numbers		Arrivals in accommodation establishments - in numbers		Revenues from nights spent - Thousand BGN	
				Total	Of which: By non-residents	Total	Of which: Non-residents	Total	Of which: By non-residents
<b>Total</b>	<b>3297</b>	<b>314406</b>	<b>9111540</b>	<b>3535534</b>	<b>2307575</b>	<b>1033935</b>	<b>520816</b>	<b>270523</b>	<b>186802</b>
Blagoevgrad	188	15925	467588	97117	18778	46296	8379	8926	1876
Burgas	724	122461	3503043	1636468	1215191	341786	217996	119407	91853
Varna	331	57336	1713368	746328	631454	177026	130102	60100	51768
Veliko Tarnovo	157	5233	155216	36260	9643	23647	7125	2138	727
Vidin	31	1036	28399	8214	1333	6020	1055	497	91
Vratsa	40	1336	39699	12254	1640	5845	454	572	78
Gabrovo	75	3506	102850	19904	1650	11695	1075	1022	103
Dobrich	167	26411	725257	274365	212365	64904	43530	20303	15909
Kardzhali	78	2510	74142	12789	1631	7910	1139	847	110
Kyustendil	91	3147	93052	20261	2349	11369	1328	1379	217
Lovech	108	4428	129018	26576	1862	13649	1006	1982	117
Montana	35	1592	47760	10735	1347	4612	462	561	83
Pazardzhik	110	7697	219733	77787	7975	30953	1861	5681	698
Pernik	12	549	16470	3958	1101	1698	352	220	78
Pleven	31	1470	44100	15049	3845	8257	1391	810	222
Plovdiv	248	12655	372705	127535	31255	62302	15444	9257	2779
Razgrad	18	614	18420	4316	643	2228	271	305	52
Ruse	61	2263	67635	18482	5049	11932	3581	1271	428
Silistra	26	791	23730	4165	1040	2880	563	228	57
Sliven	51	1656	49200	9541	2252	5619	853	622	216
Smolyan	203	8207	245410	46161	2159	22329	1120	2902	136
Sofia	90	6762	198641	38043	5502	20209	2849	2981	586
Sofia (stolitsa)	150	15225	451077	200303	132612	108808	71137	22596	17423
Stara Zagora	64	5101	144014	52321	7194	21649	3165	3479	522
Targovishte	15	648	19080	3965	294	2336	199	255	30
Haskovo	99	3428	91223	21034	5689	11408	3590	1454	522
Shumen	75	1702	50580	7575	1219	4652	527	468	78
Yambol	19	717	20130	4028	503	1916	262	260	43

<sup>1</sup> In use.