



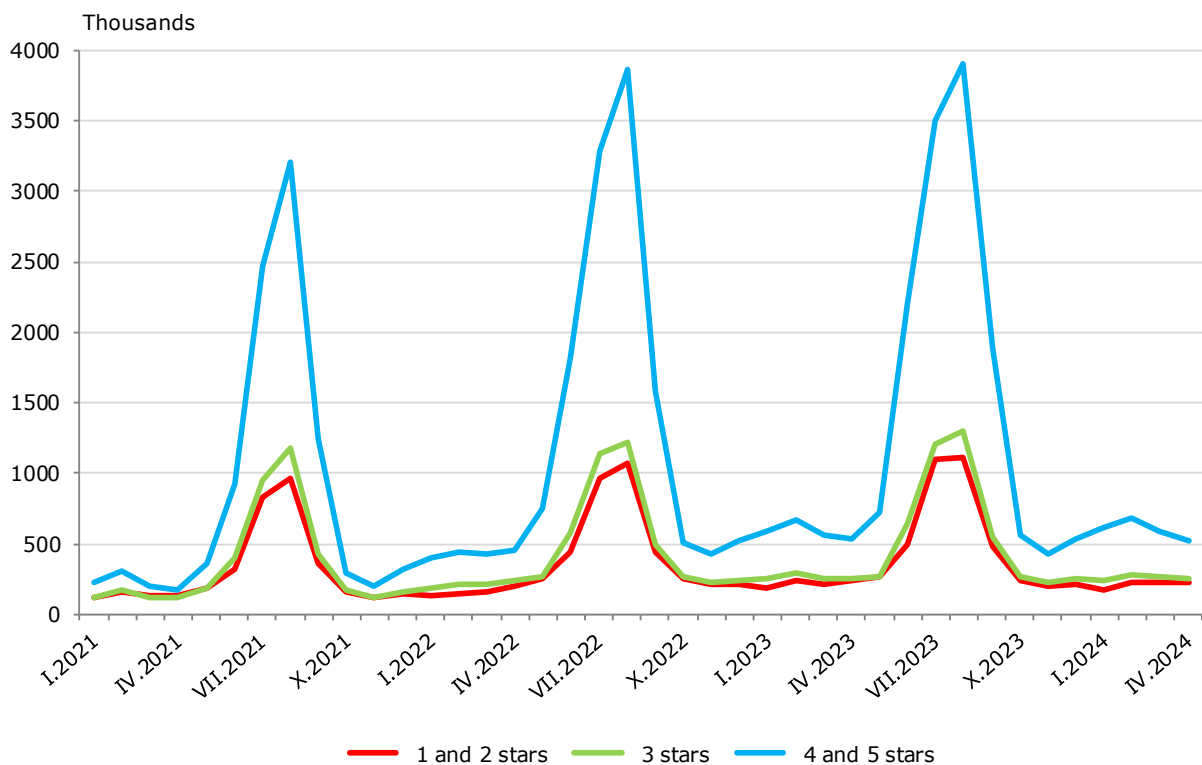
### ACTIVITY OF ACCOMMODATION ESTABLISHMENTS IN APRIL 2024

In April 2024, 2 267 accommodation establishments - hotels, motels, camping sites, mountain chalets and other establishments for short-term accommodation, with 10 or more bed-places, functioned in the country (Annex, Table 1) with 68.5 thousand rooms and 143.6 thousand bed-places in them. In comparison with the same month of the previous year, the accommodation establishments increased by 1.3% and the bed-places in them decreased by 0.5%.

The total number of nights spent was 1 012.4 thousand, or 2.0% less in comparison to a year earlier. The nights spent by Bulgarian residents were 727.5 thousand and by non-residents - 284.9 thousand.

In 4 and 5-star accommodation establishments were realized 71.8% of all nights spent by non-residents and 44.3% by Bulgarian residents. In 3 stars were spent 19.1% of all nights by non-residents and 28.0% by Bulgarian residents, while in 1 and 2 stars, they were 9.1% and 27.7%, respectively.

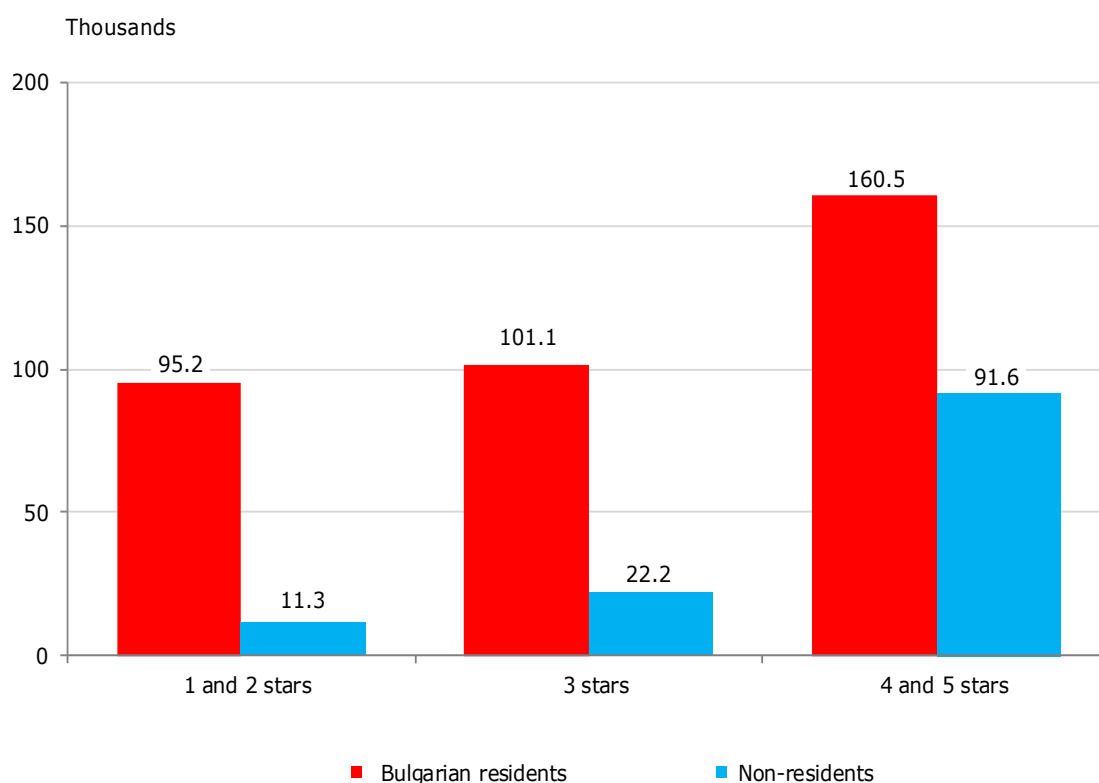
**Figure 1. Nights spent in accommodation establishments by categories and months**



## ACTIVITY OF ACCOMMODATION ESTABLISHMENTS IN APRIL 2024

The number of arrivals<sup>1</sup> increased by 2.3% compared to the same month in 2023 and reached 481.9 thousand, as an increase by 5.8% for Bulgarian residents and a decrease by 6.5% for non-residents was reported. The Bulgarian residents were 356.8 thousand and spent 2.0 nights on average. The arrivals of non-residents were 125.1 thousand, and had 2.3 nights on average, as 73.2% of them spent nights in accommodation establishments with 4 and 5 stars.

**Figure 2. Arrivals in accommodation establishments by categories in April 2024**

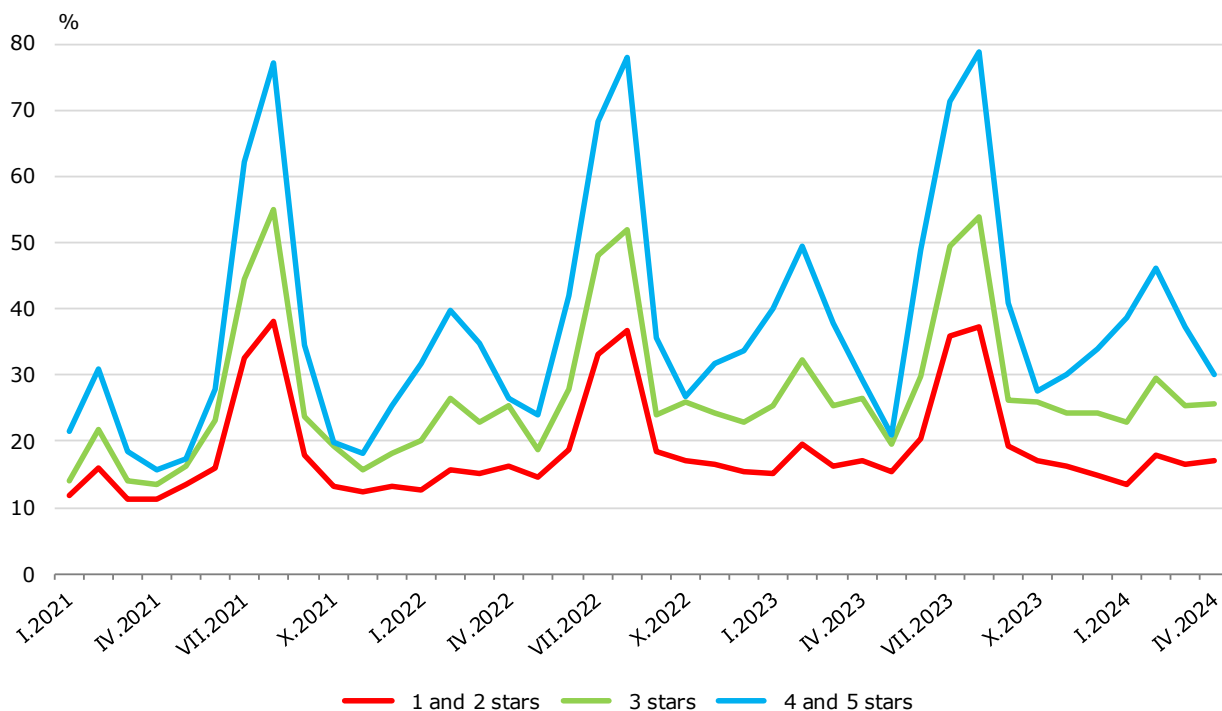


The total occupancy of the bed-places was 24.7% and increased by 0.2 percentage points compared to a year earlier. The highest occupancy of the bed-places was in 4 and 5-star accommodation establishments - 30.0%, followed by those with 3 stars - 25.6%, and with 1 and 2 stars - 17.0%.

<sup>1</sup> According to instructions from Eurostat, the refugees from Ukraine are not included in the survey.

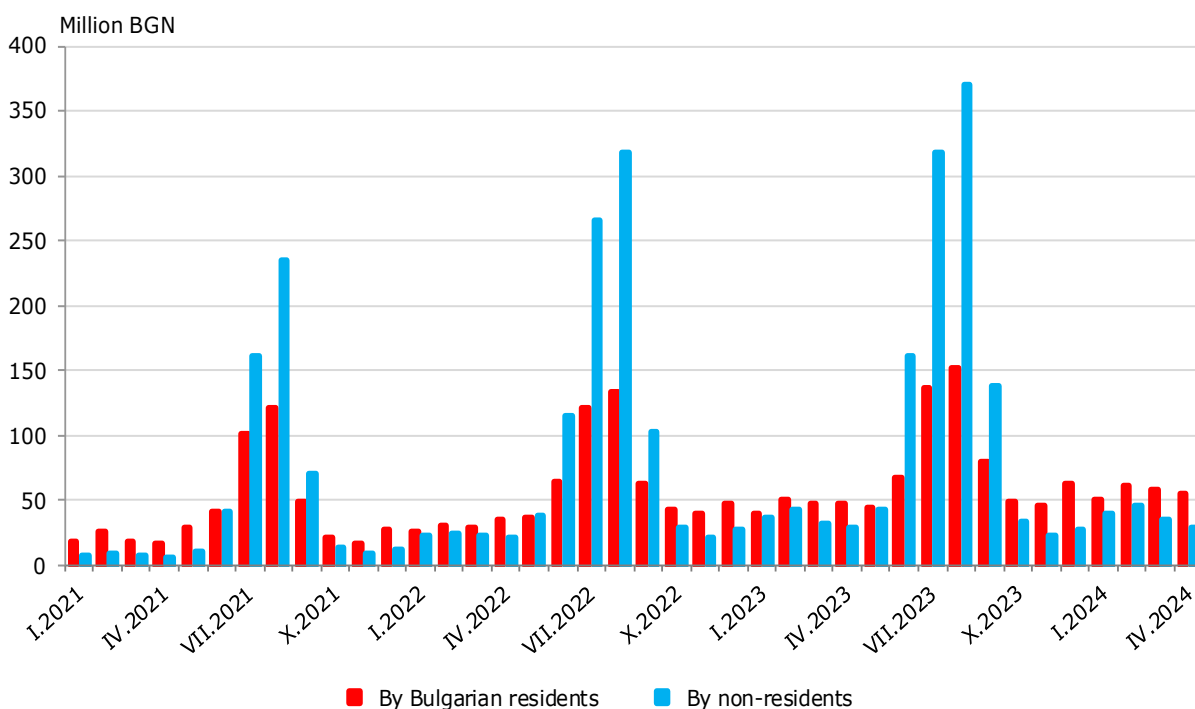
## ACTIVITY OF ACCOMMODATION ESTABLISHMENTS IN APRIL 2024

**Figure 3. Occupation of the bed-places in accommodation establishments by categories and months**



The total revenues from nights spent increased by 11.6%, compared to the same month of the previous year and reached 85.6 million BGN, as 55.9 million BGN were from Bulgarian residents and 29.7 million BGN from non-residents.

**Figure 4. Revenues from nights spent in accommodation establishments by months**



### Methodological notes

Since 2012, the statistical survey on **accommodation establishments** has been carried out monthly in compliance with the Regulation 692/2011 of the European Parliament and of the Council concerning European statistics on tourism and the Regulation 1051/2011 of the Commission implementing Regulation 692/2011 of the European Parliament and of the Council concerning European statistics on tourism, as regards the structure of the quality reports and the transmission of the data.

All categorized hotels, camping sites and other types of accommodation establishments with 10 or more bed-places in use during the reporting period are included in the observation.

The indicator **other accommodation establishments** includes holiday settlements, hostels, guest houses, bungalows, rest houses, mountain chalets, private rooms and flats and other establishments for short accommodation.

**Available Bed Capacity** is the maximum number of bed-places, offered for each day of the reference month.

The **revenues from nights spent** in accommodation establishments include the sums paid by the guests, without the extra services.

## ACTIVITY OF ACCOMMODATION ESTABLISHMENTS IN APRIL 2024

### Annex

**Table 1**

**Activity of accommodation establishments in April 2024<sup>1</sup>**

Districts	Establishments - in numbers	Bed-places - in numbers	Available bed-nights - in numbers	Nights spent - in numbers		Arrivals in accommodation establishments - in numbers		Revenues from nights spent - Thousand BGN	
				Total	Of which: By non-residents	Total	Of which: Non-residents	Total	Of which: By non-residents
<b>Total</b>	<b>2267</b>	<b>143626</b>	<b>4106710</b>	<b>1012373</b>	<b>284915</b>	<b>481874</b>	<b>125051</b>	<b>85596</b>	<b>29717</b>
Blagoevgrad	182	15398	438744	114169	16707	48831	6317	11380	1690
Burgas	100	11416	297764	50534	14997	22047	4921	4409	1578
Varna	163	18696	494597	87152	45503	35949	13765	6955	3763
Veliko Tarnovo	144	4965	147390	28276	5530	16846	3529	1800	410
Vidin	30	1020	29763	6771	904	4630	647	399	64
Vratsa	40	1331	39234	11253	1328	4820	328	517	69
Gabrovo	69	3344	98020	18307	888	9269	438	1025	70
Dobrich	64	9337	280110	35226	14465	15253	5952	3324	1512
Kardzhali	72	2378	68902	9362	1124	5765	577	616	80
Kyustendil	79	2667	79635	16222	1547	8935	768	1547	122
Lovech	91	3814	109613	22160	1118	10785	433	1772	67
Montana	31	1468	43620	8160	497	3849	236	425	33
Pazardzhik	110	7679	221599	80648	3485	33711	1255	6805	373
Pernik	11	497	14910	3238	708	1877	296	179	52
Pleven	30	1455	43650	12572	1431	7276	619	738	107
Plovdiv	239	12354	364429	121404	23546	59984	12237	8660	1868
Razgrad	18	625	18750	3715	492	2017	236	233	38
Ruse	57	2157	63773	16009	3651	9758	2376	1098	316
Silistra	25	788	23640	3486	439	2303	227	213	32
Sliven	53	1686	49432	7260	2394	3885	517	541	242
Smolyan	163	7279	217673	42337	1574	17227	613	2677	110
Sofia	86	6939	203238	36272	3947	17873	1708	3281	462
Sofia (stolitsa)	144	14957	433707	191384	125419	99469	61121	20944	15631
Stara Zagora	62	4949	140454	50975	4908	19110	1398	3580	309
Targovishte	14	601	17614	2811	460	1993	221	208	42
Haskovo	101	3472	97119	21827	6596	11523	3584	1601	579
Shumen	70	1637	48363	7256	804	4753	468	434	64
Yambol	19	717	20967	3587	453	2136	264	235	34

<sup>1</sup> In use.