

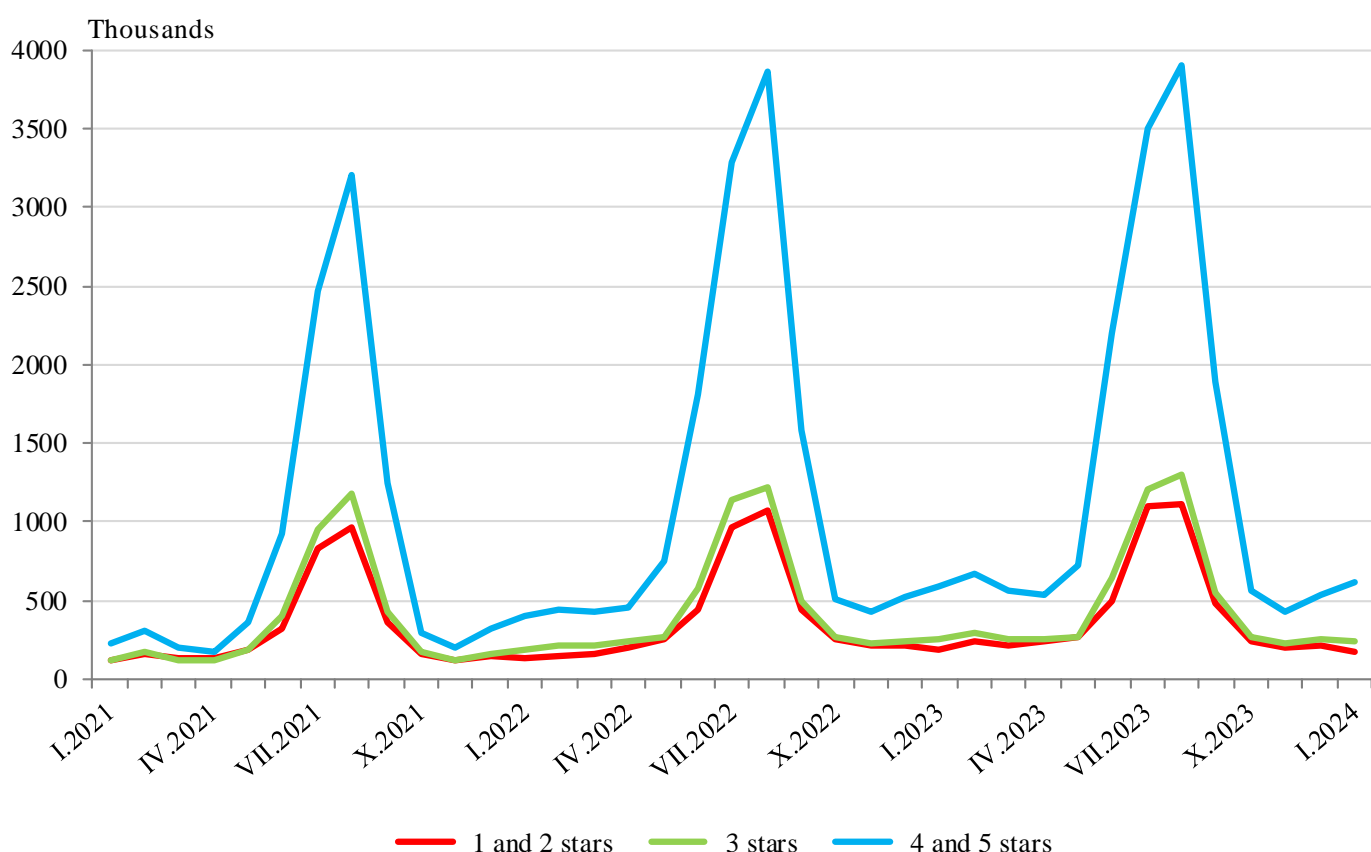
ACTIVITY OF ACCOMMODATION ESTABLISHMENTS¹ IN JANUARY 2024

In January 2024, 2 171 accommodation establishments - hotels, motels, camping sites, mountain chalets and other establishments for short-term accommodation with 10 or more bed-places, functioned in the country (Annex, Table 1) with 62.4 thousand rooms and 128.9 thousand bed-places in them. In comparison with the same month of the previous year, the accommodation establishments increased by 5.1% and the bed-places in them - by 5.9%.

The total number of nights spent was 1 030.9 thousand or 0.2% less in comparison to a year earlier. The nights spent by Bulgarian residents were 609.0 thousand and by non-residents - 421.9 thousand.

In 4 and 5-star accommodation establishments were realized 78.4% of all nights spent by non-residents and 47.5% by Bulgarian residents. In 3 stars were spent 16.1% of all nights by non-residents and 27.2% by Bulgarian residents, while in 1 and 2 stars, they were 5.5% and 25.3%, respectively.

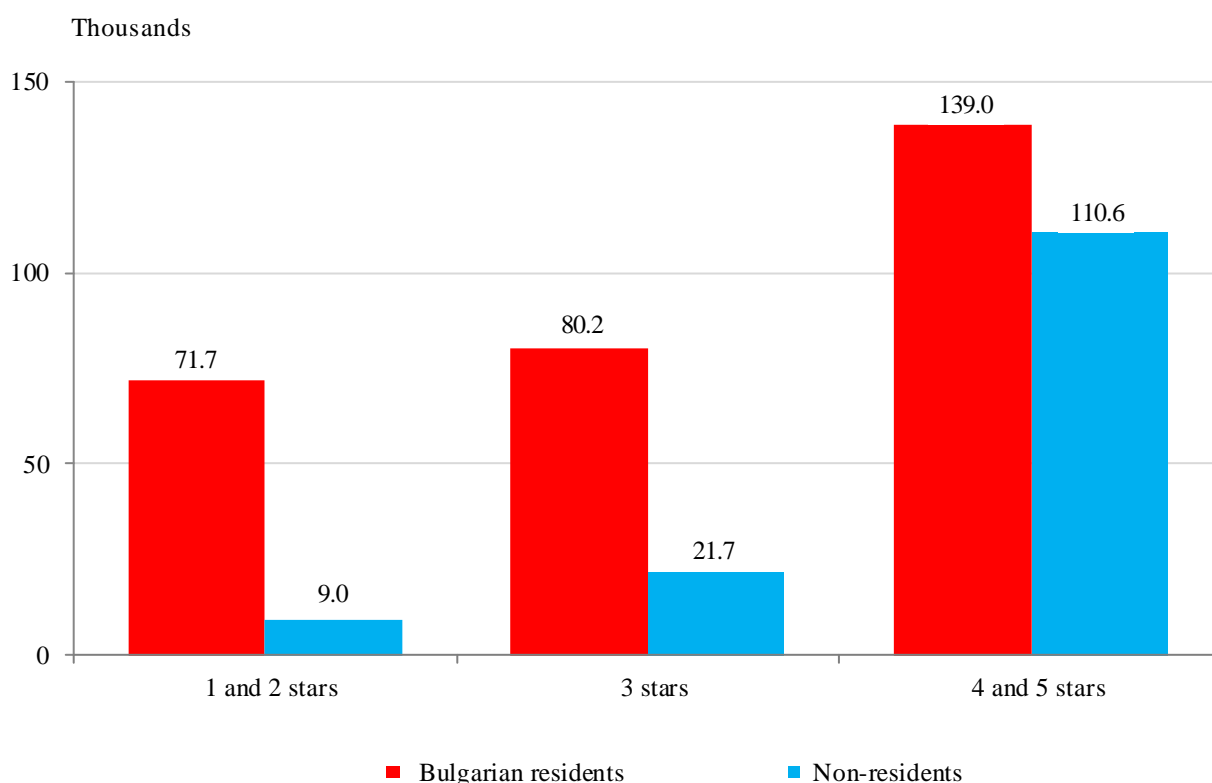
Figure 1. Nights spent in accommodation establishments by categories and months



¹ According to instructions from Eurostat, the refugees from Ukraine are not included in the survey.

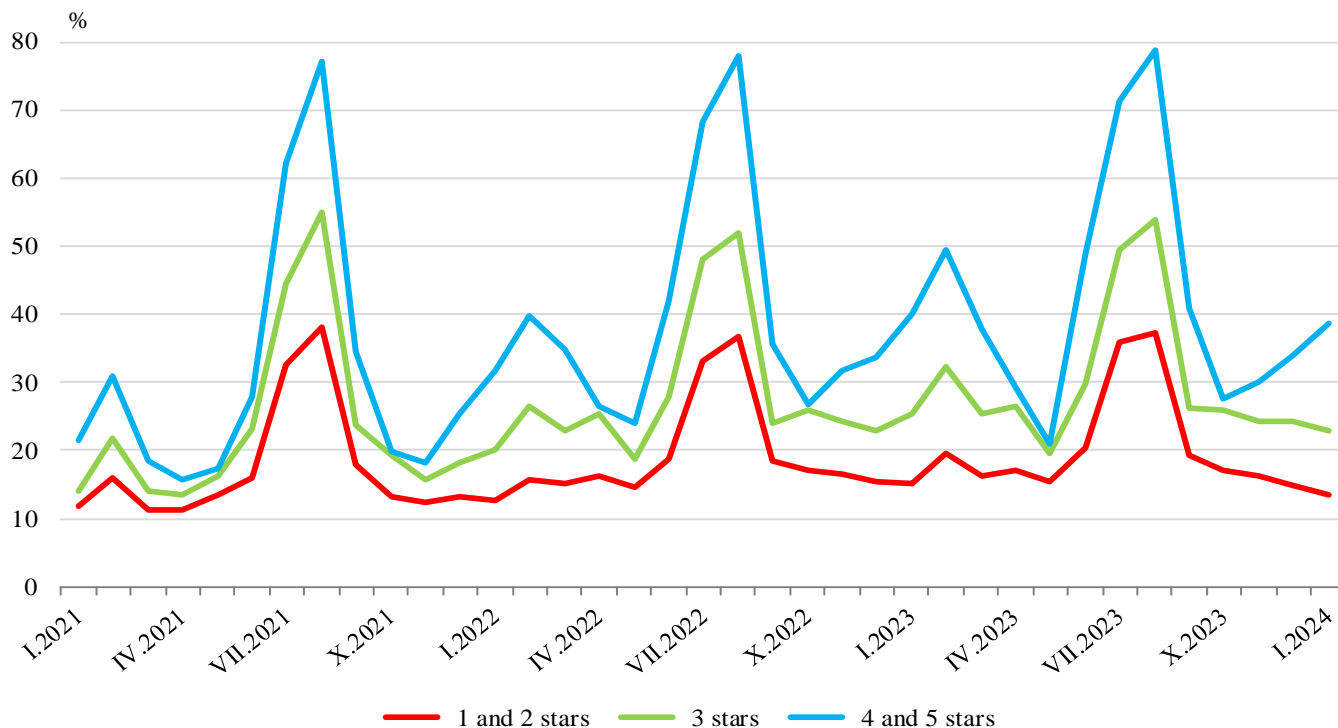
The number of arrivals decreased by 1.7% compared to the same month in 2023 and reached 432.2 thousand, as a decrease by 2.0% for Bulgarian residents, and by 1.0% for non-residents was reported. The Bulgarian residents were 290.8 thousand and spent 2.1 nights on average. The arrivals of non-residents were 141.3 thousand, and had 3.0 nights on average, as 78.2% of them spent nights in accommodation establishments with 4 and 5 stars.

Figure 2. Arrivals in accommodation establishments by categories in January 2024



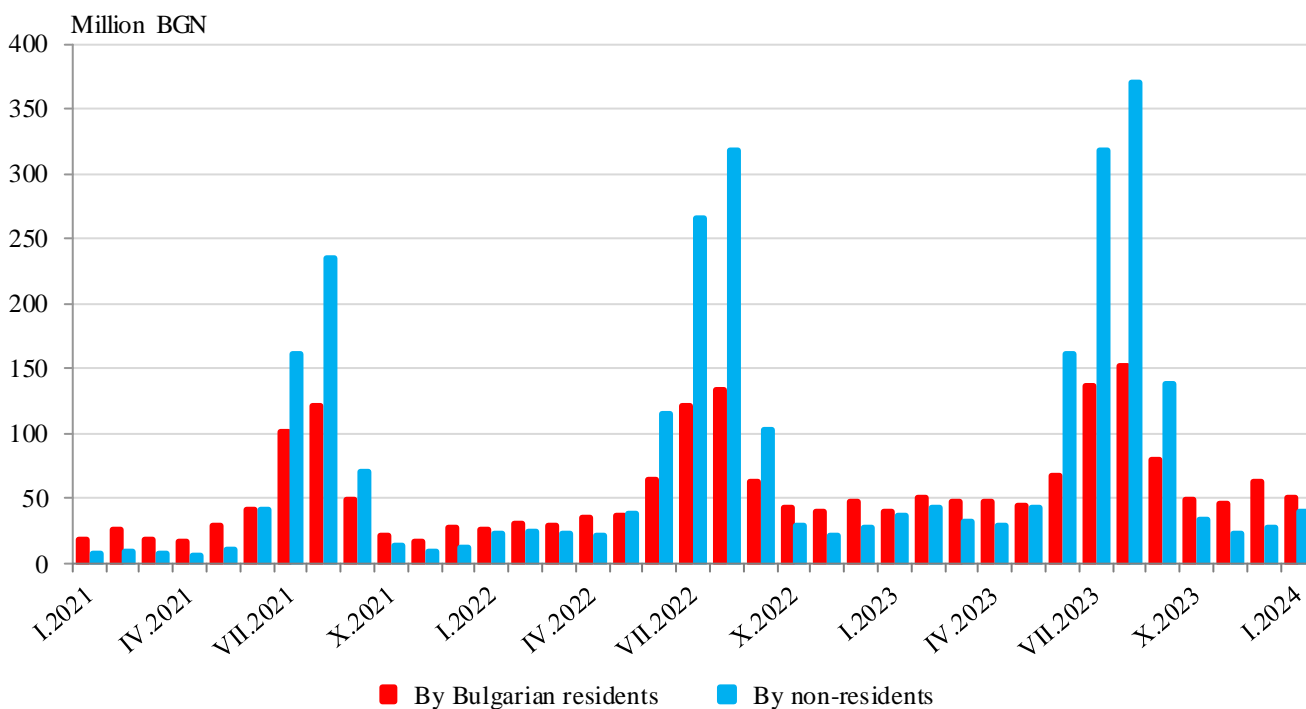
The total occupancy of the bed-places was 26.2% and decreased by 1.4 percentage points compared to a year earlier. The highest occupancy of the bed-places was in 4 and 5-star accommodation establishments - 38.6%, followed by those with 3 stars - 22.9%, and with 1 and 2 stars - 13.6%.

Figure 3. Occupation of the bed-places in accommodation establishments by categories and months



The total revenues from nights spent increased by 17.4%, compared to the same month of the previous year and reached 91.1 million BGN, as 50.9 million BGN were from Bulgarian residents and 40.2 million BGN from non-residents.

Figure 4. Revenues from nights spent in accommodation establishments by months





Methodological notes

Since 2012, the statistical survey on **accommodation establishments** has been carried out monthly in compliance with the Regulation 692/2011 of the European Parliament and of the Council concerning European statistics on tourism and the Regulation 1051/2011 of the Commission implementing Regulation 692/2011 of the European Parliament and of the Council concerning European statistics on tourism, as regards the structure of the quality reports and the transmission of the data.

All categorized hotels, camping sites and other types of accommodation establishments with 10 or more bed-places in use during the reporting period are included in the observation.

The indicator **other accommodation establishments** includes holiday settlements, hostels, guest houses, bungalows, rest houses, mountain chalets, private rooms and flats and other establishments for short accommodation.

Available Bed Capacity is the maximum number of bed-places, offered for each day of the reference month.

The **revenues from nights spent** in accommodation establishments include the sums paid by the guests, without the extra services.



Annex

Table 1

Activity of accommodation establishments in January 2024¹

Districts	Establishments - in numbers	Bed-places - in numbers	Available bed-nights - in numbers	Nights spent - in numbers		Arrivals in accommodation establishments - in numbers		Revenues from nights spent - Thousand BGN	
				Total	Of which: By non-residents	Total	Of which: Non-residents	Total	Of which: By non-residents
Total	2171	128855	3927729	1030858	421864	432159	141347	91091	40153
Blagoevgrad	222	18420	564076	227270	138698	77824	40257	22782	12657
Burgas	81	6200	190814	33217	4675	14862	2080	2887	471
Varna	127	11171	341801	49326	24740	22382	8699	3850	1983
Veliko Tarnovo	129	4546	138642	15145	2134	8785	1260	946	176
Vidin	23	859	25545	2821	436	1965	305	169	29
Vratsa	39	1328	40588	8011	670	3576	258	314	37
Gabrovo	60	2503	77472	7810	406	3889	160	456	38
Dobrich	39	5038	156178	14349	4834	6949	2286	1915	774
Kardzhali	61	2097	64968	6621	549	3316	329	366	29
Kyustendil	73	2754	85428	17635	1534	9441	735	1547	125
Lovech	93	3971	115937	15576	1355	7810	336	1563	66
Montana	29	1445	44795	5238	301	2893	138	310	21
Pazardzhik	105	7503	231021	92733	4461	41869	1611	9087	488
Pernik	11	497	15407	3068	713	1722	312	173	49
Pleven	30	1441	42538	11358	6294	3889	702	509	228
Plovdiv	226	12025	367674	83890	14308	41221	6623	5976	1152
Razgrad	17	582	18042	2213	391	969	107	134	27
Ruse	59	2273	68221	9571	2501	5344	1370	636	196
Silistra	23	747	23077	2470	406	1447	180	119	24
Sliven	42	1485	45230	6165	1920	2840	449	398	166
Smolyan	190	8852	271720	102852	42021	33327	9340	7102	3273
Sofia	94	7352	226403	101361	67947	30031	15396	10190	6969
Sofia (stolitsa)	145	14768	454056	141390	86501	73433	42775	14307	10082
Stara Zagora	60	4954	142934	45448	5772	17757	1211	3537	357
Targovishte	13	511	15827	1894	575	1264	193	142	50
Haskovo	96	3366	92718	16344	6446	9414	3720	1237	596
Shumen	66	1463	45352	4355	669	2585	312	282	58
Yambol	18	704	21265	2727	607	1355	203	157	32

¹ In use.