

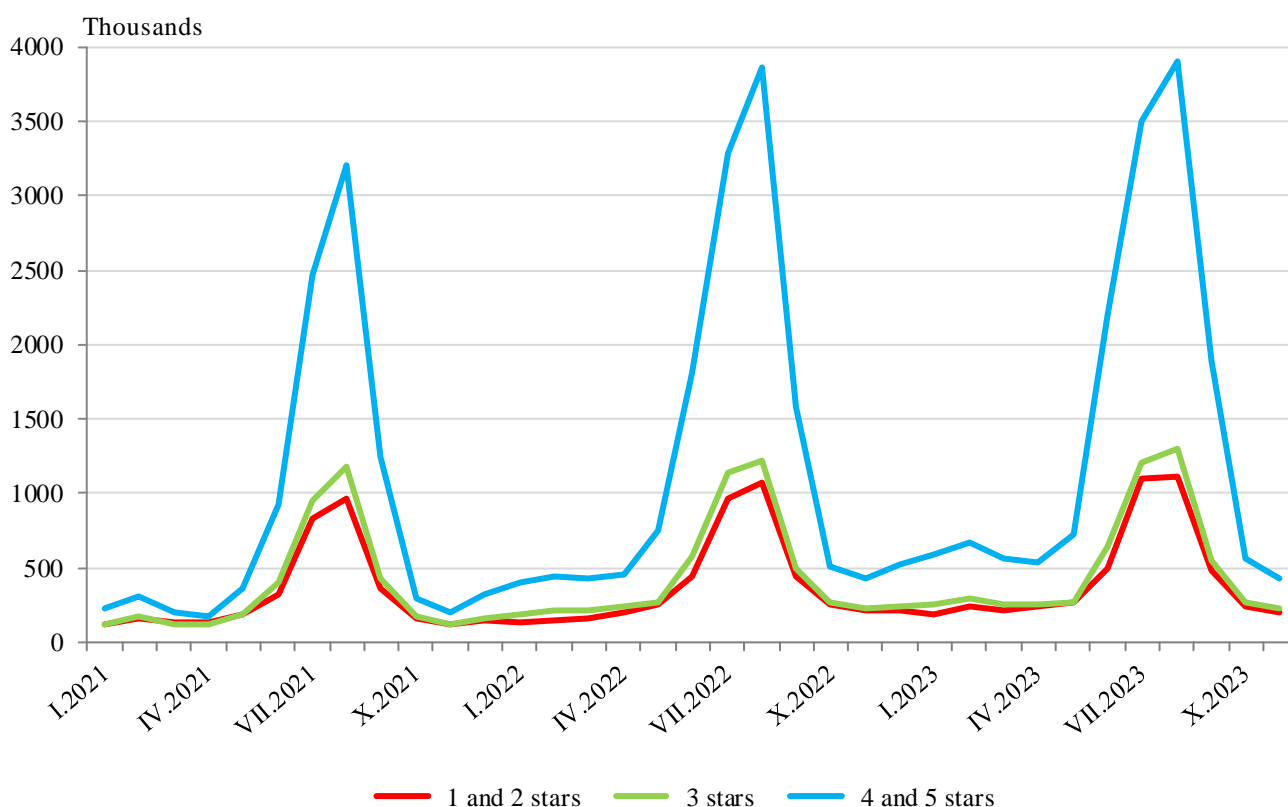
ACTIVITY OF ACCOMMODATION ESTABLISHMENTS¹ IN NOVEMBER 2023

In November 2023, 2 066 accommodation establishments - hotels, motels, camping sites, mountain chalets and other establishments for short-term accommodation with 10 or more bed-places, functioned in the country (Annex, Table 1) with 59.6 thousand rooms and 123.1 thousand bed-places in them. In comparison with the same month of the previous year, the accommodation establishments decreased by 0.3%, while the bed-places in them increased by 4.1%.

The total number of nights spent was 855.2 thousand and stays approximately at the same level in comparison with November 2022 (855.0 thousand). The nights spent by Bulgarian residents were 636.2 thousand and by non-residents - 219.0 thousand.

In 4 and 5-star accommodation establishments were realized 70.2% of all nights spent by non-residents and 43.1% by Bulgarian residents. In 3 stars were spent 18.8% of all nights by non-residents and 28.6% by Bulgarian residents, while in 1 and 2 stars, they were 11.0% and 28.3%, respectively.

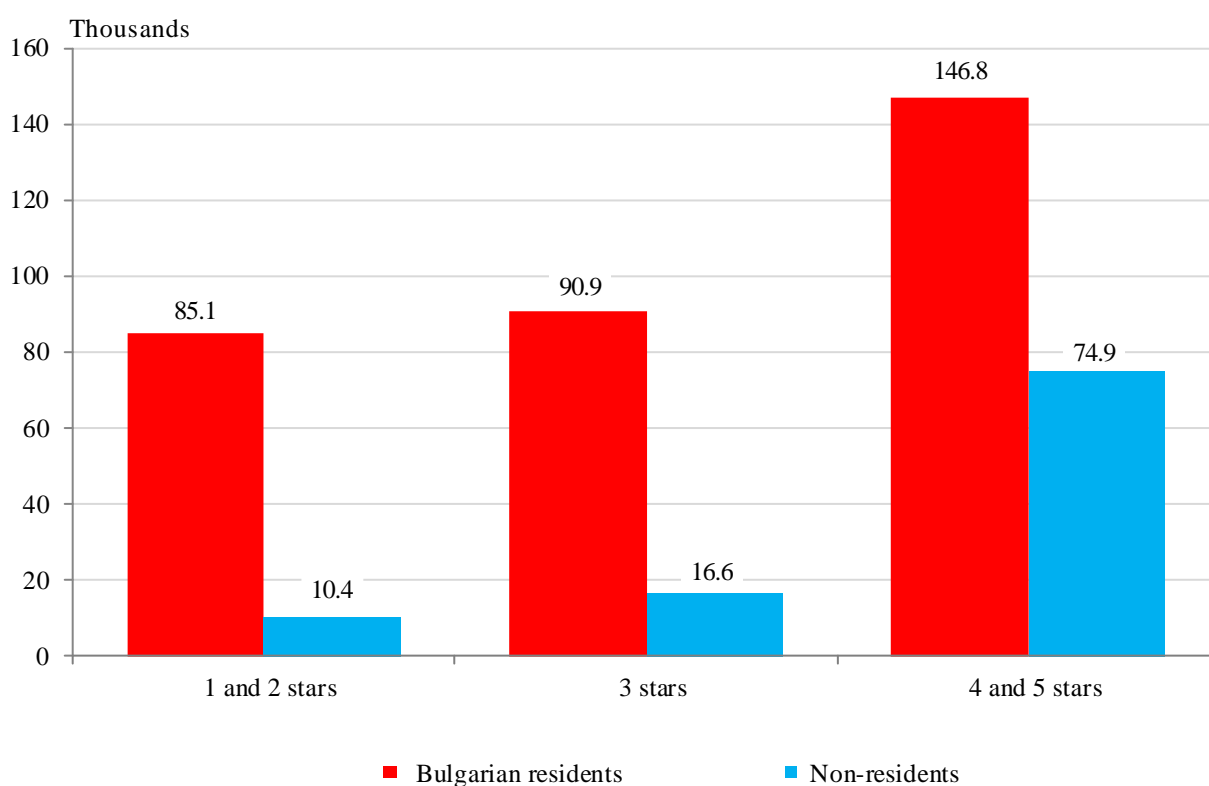
Figure 1. Nights spent in accommodation establishments by categories and months



¹ According to instructions from Eurostat, the refugees from Ukraine are not included in the survey.

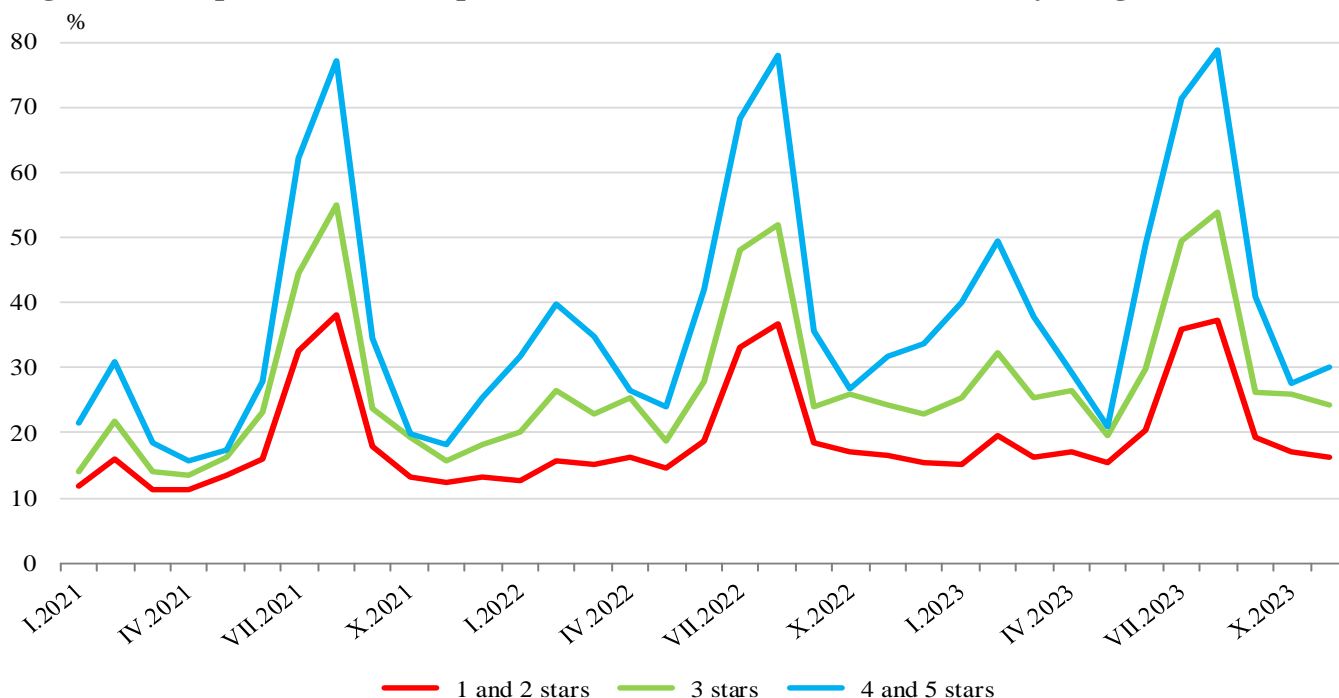
The number of arrivals increased by 5.5% compared to the same month in 2022 and reached 424.7 thousand, with an increase of 7.1% for Bulgarian residents, and 0.8% for non-residents was reported. The Bulgarian residents were 322.8 thousand and spent 2.0 nights on average. The arrivals of non-residents were 101.9 thousand, and had 2.1 nights on average, as 73.5% of them spent nights in accommodation establishments with 4 and 5 stars.

Figure 2. Arrivals in accommodation establishments by categories in November 2023



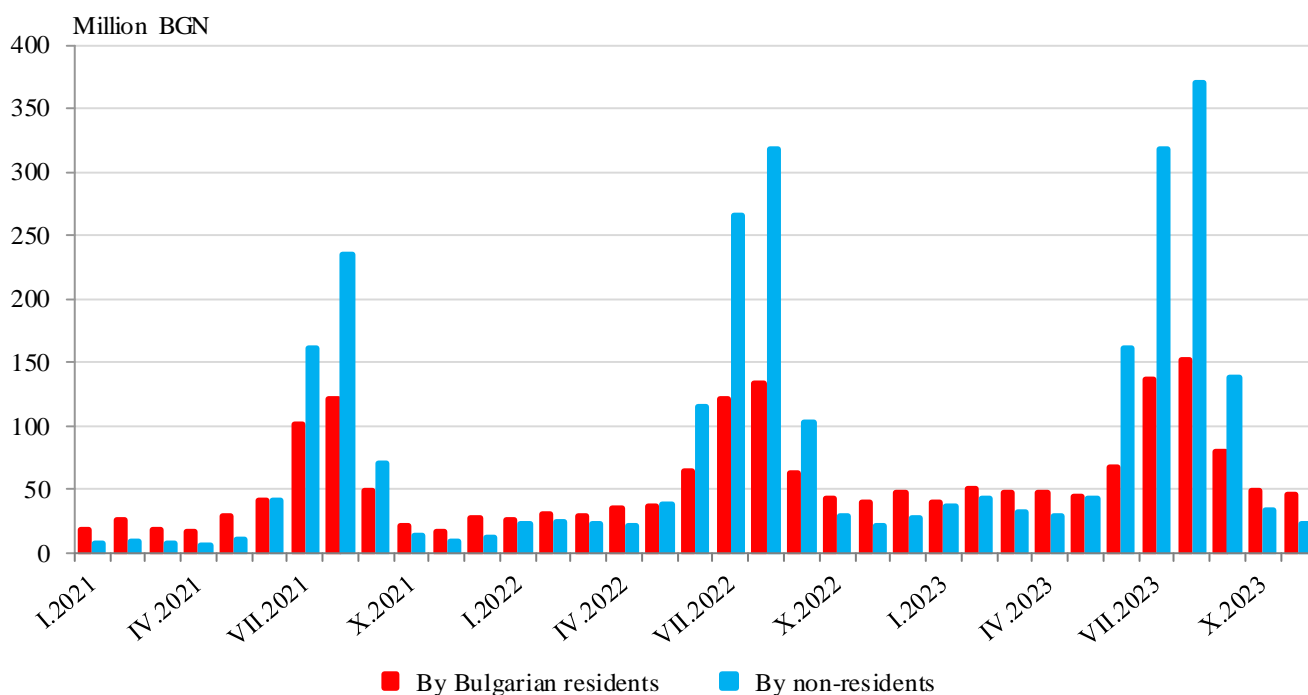
The total occupancy of the bed-places was 23.8% and decreased by 0.6 percentage points compared to a year earlier. The highest occupancy of the bed-places was in 4 and 5-star accommodation establishments - 30.1%, followed by those with 3 stars - 24.3%, and with 1 and 2 stars - 16.2%.

Figure 3. Occupation of the bed-places in accommodation establishments by categories and months



The total revenues from nights spent increased by 12.8%, compared to the same month of the previous year and reached 69.1 million BGN, as 46.3 million BGN were from Bulgarian residents and 22.8 million BGN from non-residents.

Figure 4. Revenues from nights spent in accommodation establishments by months





Methodological notes

Since 2012, the statistical survey on **accommodation establishments** has been carried out monthly in compliance with the Regulation 692/2011 of the European Parliament and of the Council concerning European statistics on tourism and the Regulation 1051/2011 of the Commission implementing Regulation 692/2011 of the European Parliament and of the Council concerning European statistics on tourism, as regards the structure of the quality reports and the transmission of the data.

All categorized hotels, camping sites and other types of accommodation establishments with 10 or more bed-places in use during the reporting period are included in the observation.

The indicator **other accommodation establishments** includes holiday settlements, hostels, guest houses, bungalows, rest houses, mountain chalets, private rooms and flats and other establishments for short accommodation.

Available Bed Capacity is the maximum number of bed-places, offered for each day of the reference month.

The **revenues from nights spent** in accommodation establishments include the sums paid by the guests, without the extra services.



Annex

Table 1

Activity of accommodation establishments in November 2023¹

Districts	Establishments - in numbers	Bed-places - in numbers	Available bed-nights - in numbers	Nights spent - in numbers		Arrivals in accommodation establishments - in numbers		Revenues from nights spent - Thousand BGN	
				Total	Of which: By non-residents	Total	Of which: Non-residents	Total	Of which: By non-residents
Total	2066	123076	3600468	855183	218959	424732	101922	69057	22769
Blagoevgrad	180	14873	435684	101418	14799	48819	6276	9185	1344
Burgas	89	7616	224040	40135	6472	17887	2904	3277	593
Varna	138	11679	350370	53981	23776	25202	8621	4037	1980
Veliko Tarnovo	118	4310	129300	21630	3633	13145	2218	1299	289
Vidin	29	978	29558	5144	781	3418	566	296	49
Vratsa	35	1238	36753	10802	1335	4616	384	483	87
Gabrovo	63	3060	89500	13084	818	7352	342	726	61
Dobrich	48	5346	157970	18866	5567	8413	2602	1954	643
Kardzhali	73	2377	70575	6207	761	4319	474	379	47
Kyustendil	74	3006	90068	17202	1152	9048	668	1173	..
Lovech	79	3719	108141	18672	1128	9850	391	1445	66
Montana	29	1422	42660	6628	289	3078	143	337	17
Pazardzhik	108	7532	221772	85814	3006	37289	1151	6827	293
Pernik	12	513	15390	3350	419	1608	164	170	..
Pleven	21	1198	35047	11406	5651	4738	717	511	204
Plovdiv	226	11713	344409	95452	20291	47086	9568	6624	1517
Razgrad	15	566	16980	3682	584	1768	268	228	40
Ruse	59	2279	68026	15677	4639	8893	1982	960	321
Silistra	22	712	21300	3360	646	1954	263	168	36
Sliven	44	1530	45414	7255	1893	3448	521	453	175
Smolyan	145	5576	166646	24177	493	12864	260	1370	34
Sofia	92	6695	191266	30733	1634	17351	946	2250	165
Sofia (stolitsa)	146	14957	422771	173982	106599	93700	54442	18989	13620
Stara Zagora	61	4909	136511	54951	4304	21052	1235	3829	289
Targovishte	14	601	17662	3570	820	2515	321	272	83
Haskovo	63	2566	71267	17998	5998	9681	3810	1186	563
Shumen	65	1453	43440	6109	730	3773	399	386	65
Yambol	18	652	17948	3898	741	1865	286	243	62

¹ In use.

‘..’ - confidential data.