

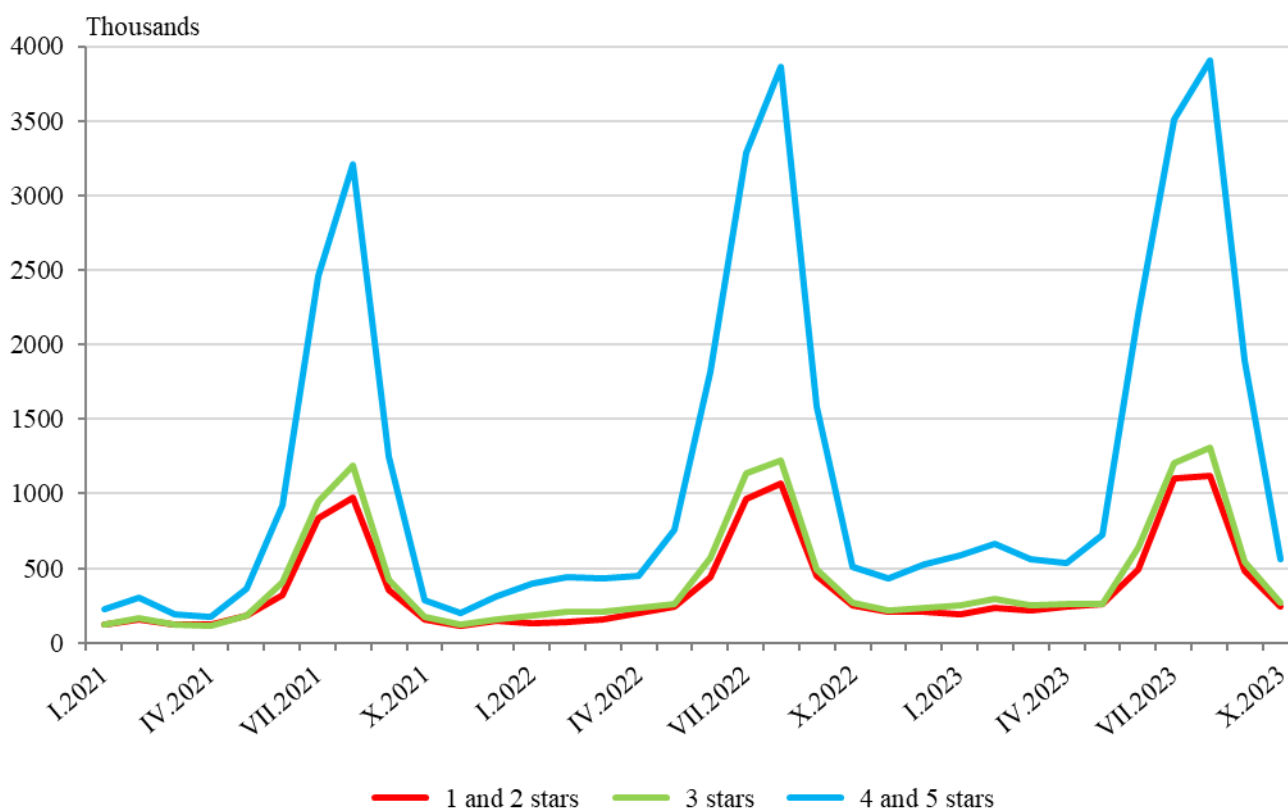
ACTIVITY OF ACCOMMODATION ESTABLISHMENTS¹ IN OCTOBER 2023

In October 2023, 2 232 accommodation establishments - hotels, motels, camping sites, mountain chalets and other establishments for short-term accommodation with 10 or more bed-places, functioned in the country (Annex, Table 1) with 70.7 thousand rooms and 150.6 thousand bed-places in them. In comparison with October 2022, the accommodation establishments increased by 1.4% and the bed-places in them - by 5.5%.

The total number of nights spent was 1 066.6 thousand, or by 4.4% more in comparison with the same month of the previous year. The nights spent by Bulgarian residents were 701.9 thousand and by non-residents - 364.7 thousand.

In 4 and 5 stars accommodation establishments were realized 73.8% of all nights spent by non-residents and 41.5% by Bulgarian residents. In 3 stars were spent 16.6% of all nights by non-residents and 29.2% by Bulgarian residents, while in 1 and 2 stars, they were 9.6% and 29.3%, respectively.

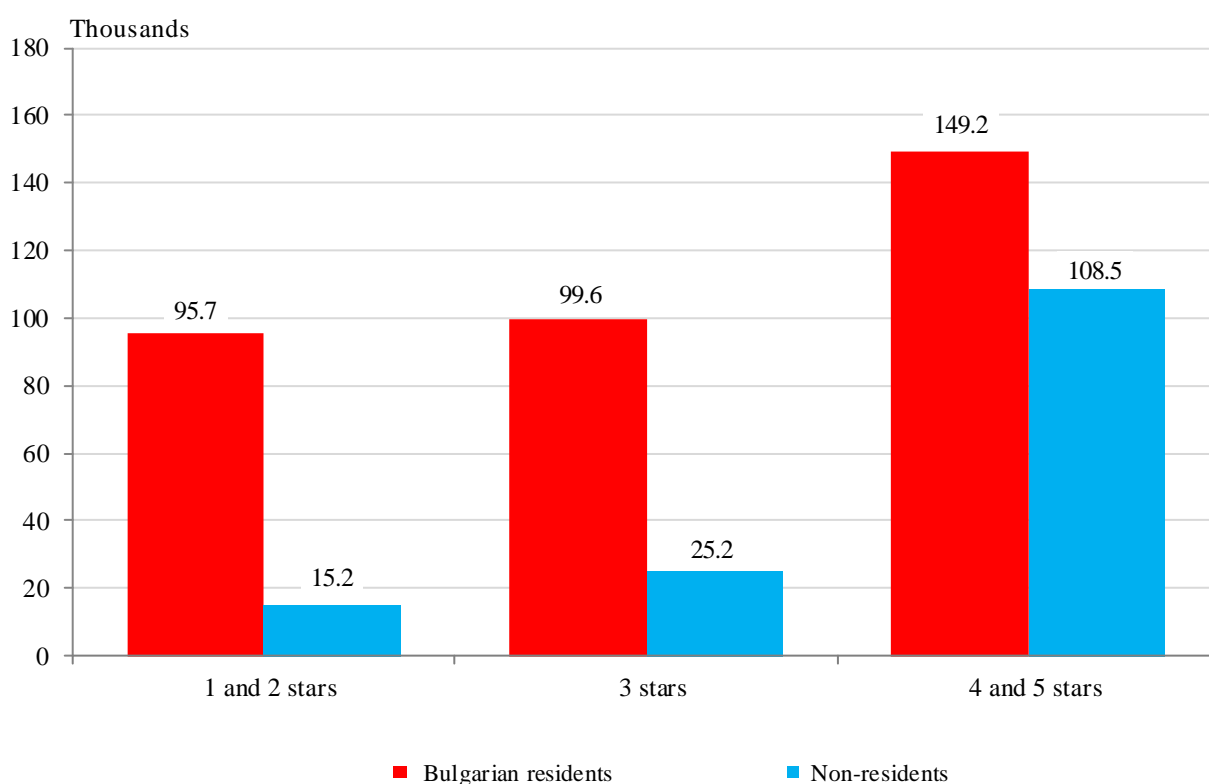
Figure 1. Nights spent in accommodation establishments by categories and months



¹ According to instructions from Eurostat, the refugees from Ukraine are not included in the survey.

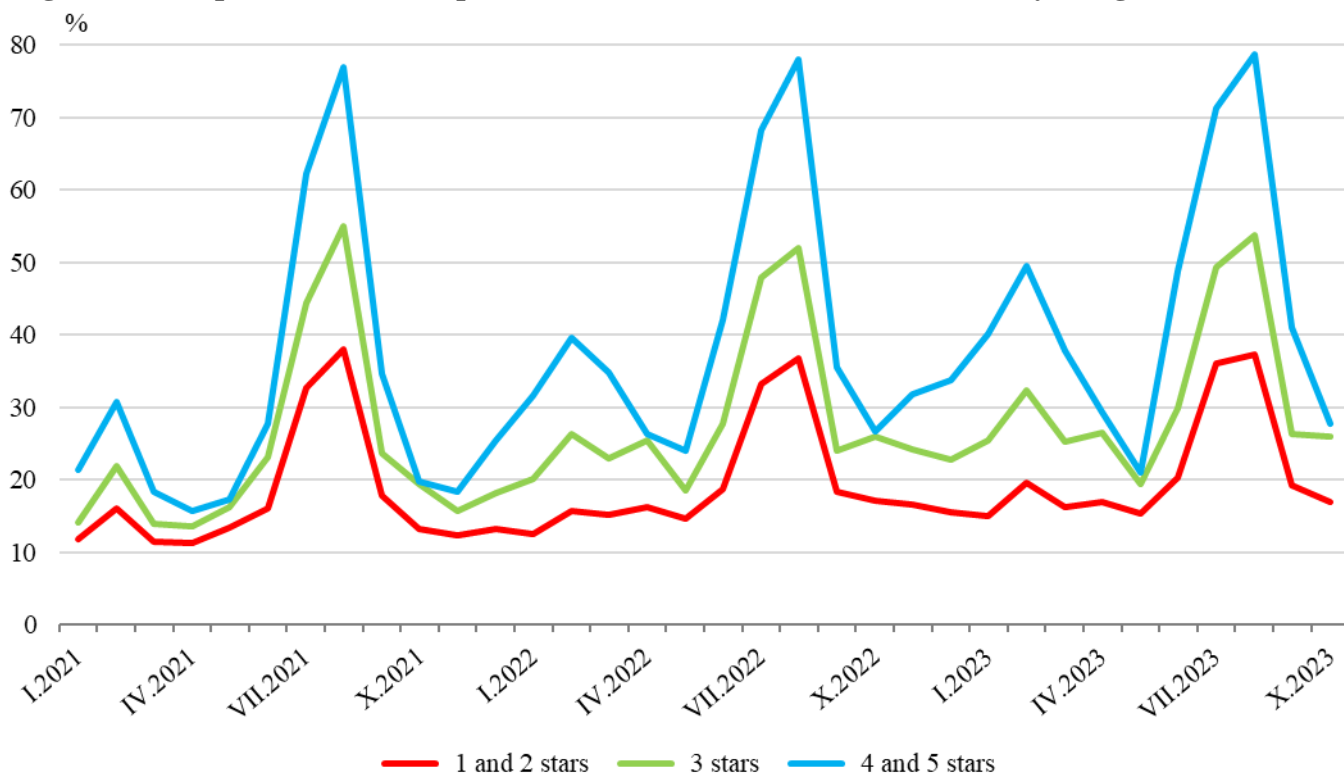
The number of arrivals increased by 1.8% compared to the same month of 2022 and reached 493.4 thousand, as an increase by 9.6% for non-residents, and a decrease by 1.2% for Bulgarian residents was reported. The Bulgarian residents were 344.5 thousand and spent 2.0 nights on average. The arrivals of non-residents were 149.0 thousand, and had 2.4 nights on average, as 72.8% of them spent nights in accommodation establishments with 4 and 5 stars.

Figure 2. Arrivals in accommodation establishments by categories in October 2023



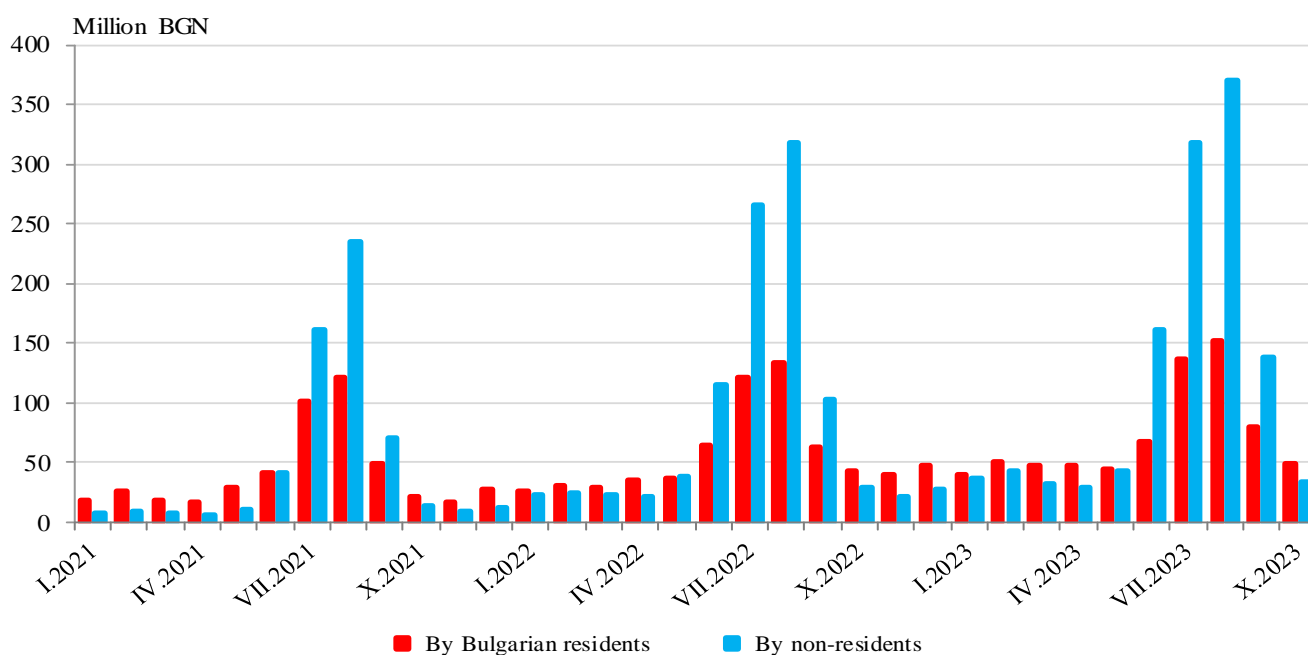
The total occupancy of the bed-places was 23.9% and increased by 0.6 percentage points compared to a year earlier. The highest occupancy of the bed-places was in 4 and 5 stars accommodation establishments - 27.7%, followed by those with 3 stars - 25.9%, and with 1 and 2 stars - 17.0%.

Figure 3. Occupation of the bed-places in accommodation establishments by categories and months



The total revenues from nights spent increased by 17.7%, compared to the same month of the previous year and reached 83.8 million BGN, as 49.6 million BGN were from Bulgarian residents and 34.2 million BGN from non-residents.

Figure 4. Revenues from nights spent in accommodation establishments by months





Methodological notes

Since 2012, the statistical survey on **accommodation establishments** has been carried out monthly in compliance with the Regulation 692/2011 of the European Parliament and of the Council concerning European statistics on tourism and the Regulation 1051/2011 of the Commission implementing Regulation 692/2011 of the European Parliament and of the Council concerning European statistics on tourism, as regards the structure of the quality reports and the transmission of the data.

All categorized hotels, camping sites and other types of accommodation establishments with 10 or more bed-places in use during the reporting period are included in the observation.

The indicator **other accommodation establishments** includes holiday settlements, hostels, guest houses, bungalows, rest houses, mountain chalets, private rooms and flats and other establishments for short accommodation.

Available Bed Capacity is the maximum number of bed-places offered for each day of the reference month.

The **revenues from nights spent** in accommodation establishments include the sums paid by the guests, without the extra services.

Annex

Table 1

Activity of accommodation establishments in October 2023¹

Districts	Establishments - in numbers	Bed-places - in numbers	Available bed-nights - in numbers	Nights spent - in numbers		Arrivals in accommodation establishments - in numbers		Revenues from nights spent - Thousand BGN	
				Total	Of which: By non-residents	Total	Of which: Non-residents	Total	Of which: By non-residents
Total	2232	150631	4464237	1066642	364750	493426	148950	83792	34234
Blagoevgrad	179	14499	444516	108458	21152	49734	8384	9507	1930
Burgas	135	21825	627365	85031	41316	31040	11950	6514	3061
Varna	156	18422	521193	104957	66367	37393	17682	7499	4745
Veliko Tarnovo	127	4554	140284	26037	6230	16094	4116	1531	449
Vidin	31	1005	30506	7164	893	4909	722	404	51
Vratsa	34	1183	36253	10384	1197	4754	389	452	73
Gabrovo	68	3308	100114	16571	1129	8880	605	865	79
Dobrich	56	9201	234347	29850	12375	10984	3864	2771	1177
Kardzhali	75	2432	73238	8596	988	6252	665	529	63
Kyustendil	81	2928	90170	18166	2408	9471	1084	1147	152
Lovech	88	4090	123333	22441	1151	11755	611	1666	57
Montana	31	1431	44241	8166	..	3611	282	412	40
Pazardzhik	115	7544	230393	92766	5287	37671	1850	7135	474
Pernik	11	497	15407	3694	696	1715	273	195	51
Pleven	23	1225	36605	15273	..	5328	1097	663	280
Plovdiv	234	11762	360967	111344	32960	50826	13887	7443	2394
Razgrad	15	566	17546	3791	565	1855	218	225	36
Ruse	61	2288	71635	18133	5311	10775	2646	1168	400
Silistra	22	712	22002	3639	511	2345	286	194	34
Sliven	46	1579	48433	8031	1723	4247	624	473	157
Smolyan	180	7300	225200	34198	1474	17212	828	1883	96
Sofia	86	6636	202924	35134	3390	19180	2021	2849	384
Sofia (stolitsa)	149	15214	466347	204955	134301	108146	68213	22409	16892
Stara Zagora	63	5066	139298	56540	6066	21121	1779	3732	389
Targovishte	14	525	16117	2759	566	1882	196	192	47
Haskovo	65	2649	78583	19642	6283	10324	3917	1262	582
Shumen	68	1525	47249	6946	900	4215	482	439	70
Yambol	19	665	19971	3976	867	1707	279	233	71

¹ In use.

‘..’ - confidential data.