

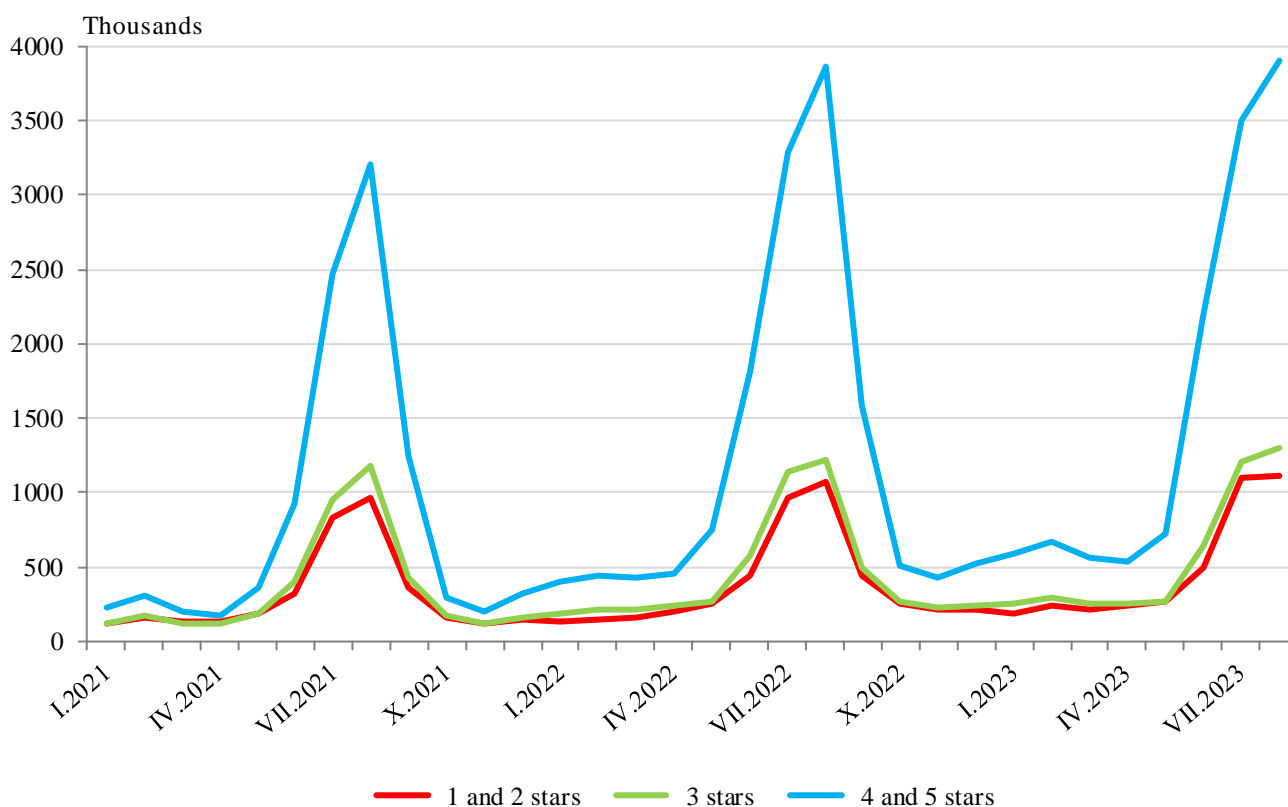
ACTIVITY OF ACCOMMODATION ESTABLISHMENTS¹ IN AUGUST 2023

In August 2023, 3 703 accommodation establishments - hotels, motels, camping sites, mountain chalets and other establishments for short-term accommodation with 10 or more bed-places, functioned in the country (Annex, Table 1) with 148.3 thousand rooms and 338.1 thousand bed-places in them. In comparison with August 2022, the accommodation establishments increased by 2.2% and the bed-places in them - by 1.9%.

The total number of nights spent was 6 329.6 thousand, or by 2.9% more in comparison with the same month of the previous year, as the greatest increase - by 6.8%, was observed in 3-stars accommodation establishments.

In those with 4 and 5 stars were realized 74.9% of all nights spent by non-residents and 39.3% by Bulgarian residents. In 3 stars were spent 18.1% of all nights by non-residents and 24.9% by Bulgarian residents, while in 1 and 2 stars, they were 7.0% and 35.8%, respectively.

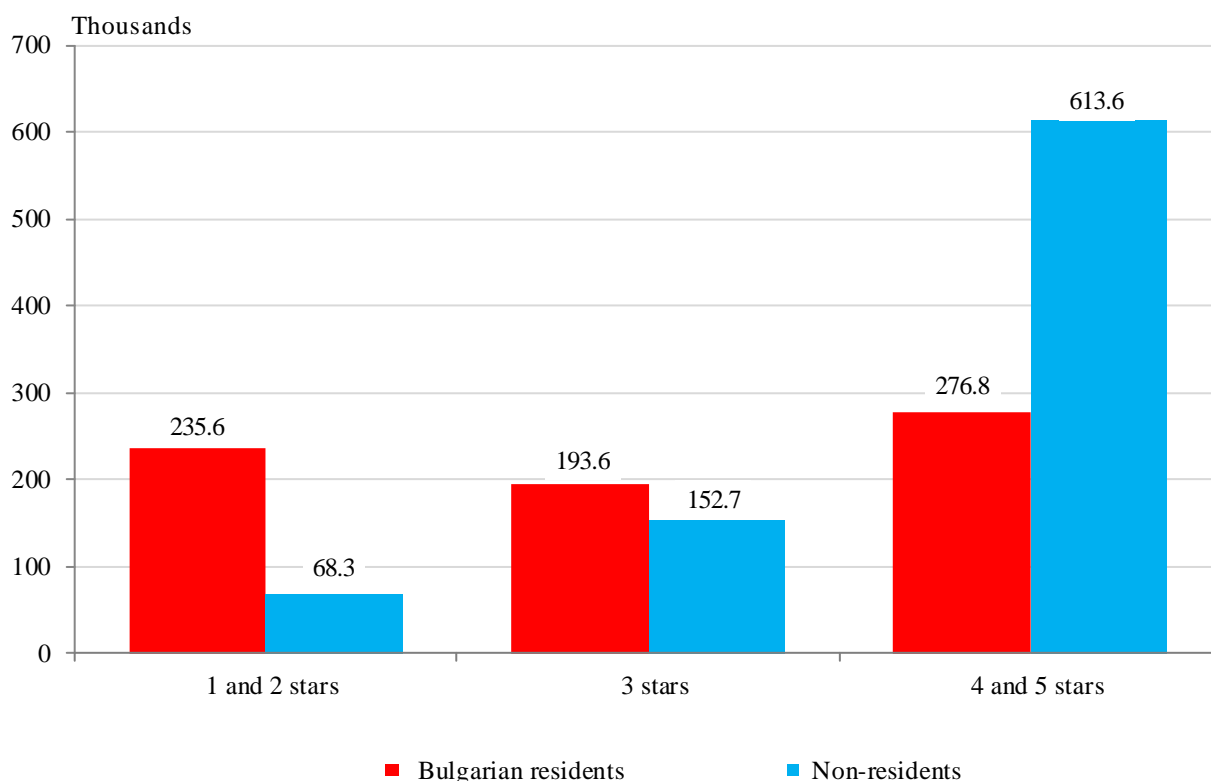
Figure 1. Nights spent in accommodation establishments by categories and months



¹ According to instructions from Eurostat, the refugees from Ukraine are not included in the survey.

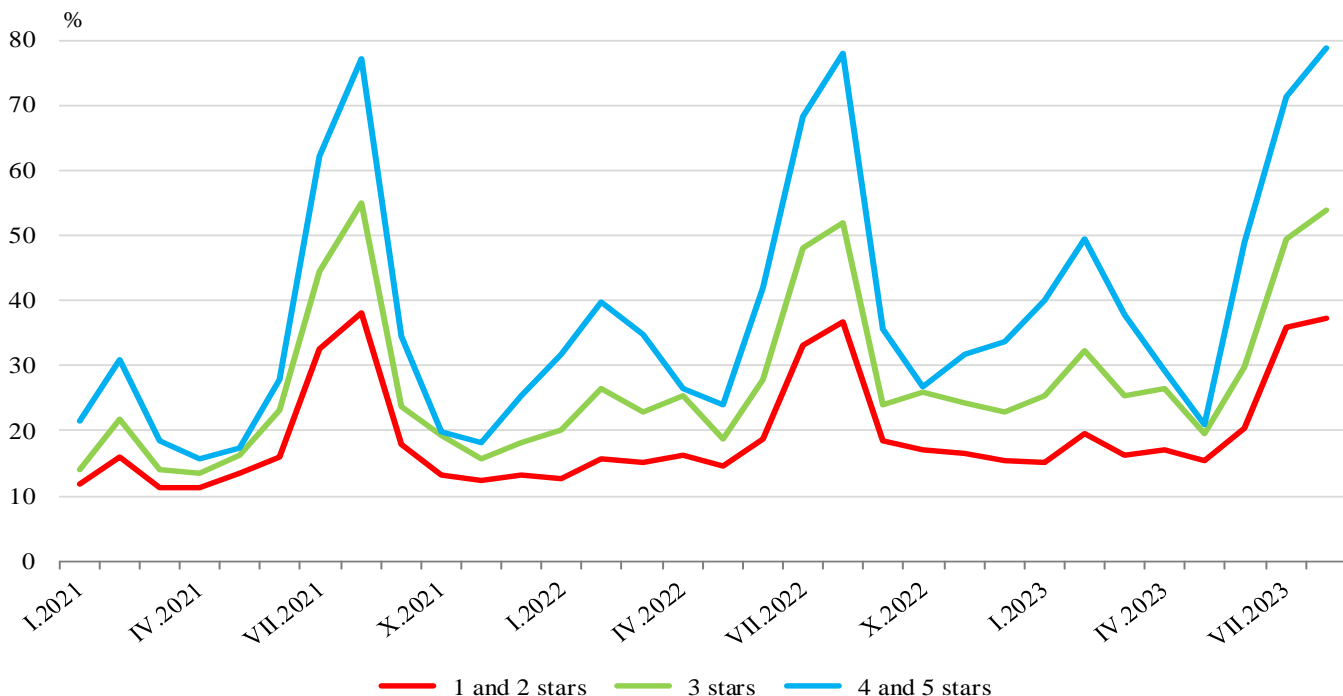
The number of arrivals increased by 3.9% compared to the same month of 2022 and reached 1 540.5 thousand, as an increase for both non-residents - by 5.9%, and Bulgarian residents - by 1.5%, was reported. The Bulgarian residents were 705.9 thousand and spent 3.3 nights on average. The arrivals of non-residents were 834.6 thousand, and had 4.8 nights on average, as 73.5% of them spent nights in accommodation establishments with 4 and 5 stars.

Figure 2. Arrivals in accommodation establishments by categories in August 2023



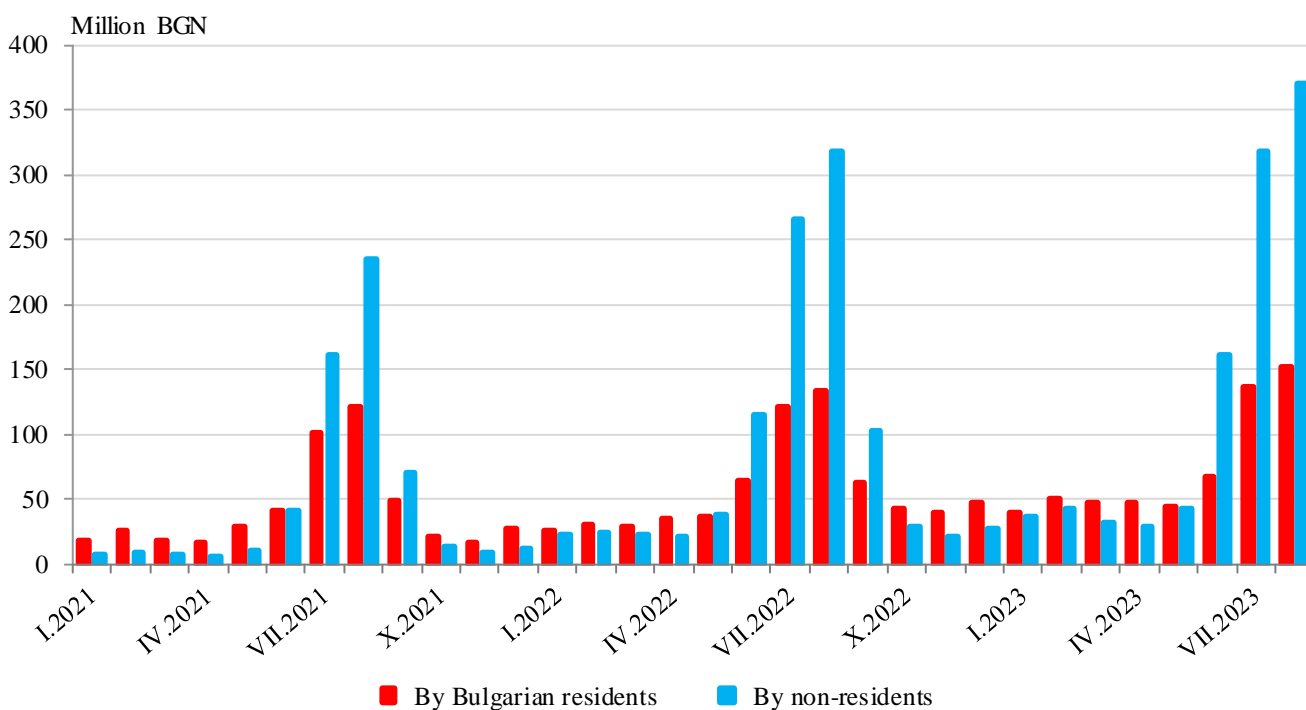
The total occupancy of the bed-places was 61.0% and increased by 0.8 percentage points compared to a year earlier. The highest occupancy of the bed-places was in 4 and 5-stars accommodation establishments - 78.8%, followed by those with 3 stars - 53.8%, and with 1 and 2 stars - 37.4%.

Figure 3. Occupation of the bed-places in accommodation establishments by categories and months



The total revenues from nights spent reached 522.6 million BGN, or by 15.8% more compared to the same month of the previous year. The reported increase is both from non-residents - by 16.3%, and Bulgarian residents - by 14.6%.

Figure 4. Revenues from nights spent in accommodation establishments by months





Methodological notes

Since 2012, the statistical survey on **accommodation establishments** has been carried out monthly in compliance with the Regulation 692/2011 of the European Parliament and of the Council concerning European statistics on tourism and the Regulation 1051/2011 of the Commission implementing Regulation 692/2011 of the European Parliament and of the Council concerning European statistics on tourism, as regards the structure of the quality reports and the transmission of the data.

All categorized hotels, camping sites and other types of accommodation establishments with 10 or more bed-places in use during the reporting period are included in the observation.

The indicator **other accommodation establishments** includes holiday settlements, hostels, guest houses, bungalows, rest houses, mountain chalets, private rooms and flats and other establishments for short accommodation.

Available Bed Capacity is the maximum number of bed-places offered for each day of the reference month.

The **revenues from nights spent** in accommodation establishments include the sums paid by the guests, without the extra services.



Annex

Table 1

Activity of accommodation establishments in August 2023¹

Districts	Establishments - in numbers	Bed-places - in numbers	Available bed-nights - in numbers	Nights spent - in numbers		Arrivals in accommodation establishments - in numbers		Revenues from nights spent - Thousand BGN	
				Total	Of which: By non-residents	Total	Of which: Non-residents	Total	Of which: By non-residents
Total	3703	338067	10369002	6329576	3985259	1540540	834609	522556	369946
Blagoevgrad	214	16354	498273	177028	35080	67274	14047	13500	2800
Burgas	1000	139106	4252559	3274645	2199331	633365	390562	264369	196128
Varna	392	61506	1912946	1374895	1124059	295137	227324	127201	109968
Veliko Tarnovo	137	4901	148831	42444	12037	22872	8340	2379	866
Vidin	32	1030	31345	9717	1740	5977	1305	522	110
Vratsa	36	1261	38547	11360	1699	5304	687	464	95
Gabrovo	75	3407	103202	27168	2282	11788	1148	1252	123
Dobrich	185	27773	855884	507524	368383	104546	69858	50611	39198
Kardzhali	86	2619	80436	17022	2240	10120	1213	1045	139
Kyustendil	101	3813	111193	32648	3898	14372	1948	1951	264
Lovech	102	4492	134101	43664	3584	18302	2068	2991	162
Montana	38	1630	50178	12871	747	5167	496	614	47
Pazardzhik	125	7988	248042	142835	9924	46155	2590	10637	949
Pernik	13	565	17515	5968	1452	2390	563	285	97
Pleven	22	1213	35692	16166	9900	5806	1708	688	361
Plovdiv	260	12966	396098	144053	35267	62700	17322	9352	2501
Razgrad	16	666	20646	5022	874	2395	471	277	57
Ruse	64	2298	72139	19304	7550	12492	5142	1196	549
Silistra	21	693	21413	4251	812	2843	561	232	56
Sliven	60	2012	61538	11032	2774	5618	1089	704	243
Smolyan	237	9548	295401	98912	4483	36804	2017	5142	287
Sofia	98	6490	197800	64077	8903	22684	3158	3604	646
Sofia (stolitsa)	147	14979	461603	185087	129732	103620	71482	17125	12991
Stara Zagora	64	5037	147173	63523	6568	22714	2997	4073	431
Targovishte	14	580	17966	3925	1120	2265	350	248	53
Haskovo	67	2700	83421	21431	7190	11010	4854	1371	602
Shumen	76	1709	52955	8094	1353	4820	804	440	86
Yambol	21	731	22105	4910	2277	2000	505	283	137

¹ In use.