

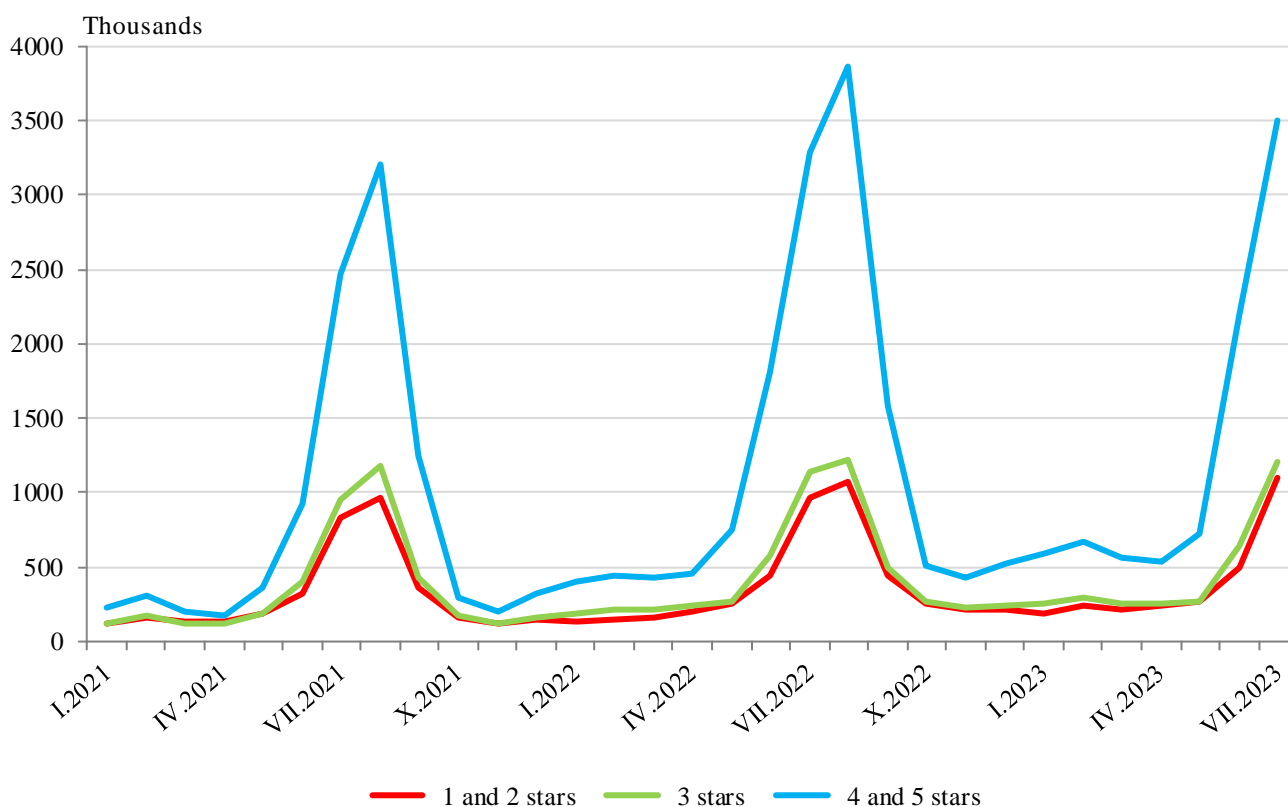
ACTIVITY OF ACCOMMODATION ESTABLISHMENTS¹ IN JULY 2023

In July 2023, 3 697 accommodation establishments - hotels, motels, camping sites, mountain chalets and other establishments for short-term accommodation with 10 or more bed-places, functioned in the country (Annex, Table 1) with 149.5 thousand rooms and 339.3 thousand bed-places in them. In comparison with July 2022, the accommodation establishments increased by 2.3% and the bed-places in them - by 3.5%.

The total number of nights spent was 5 819.6 thousand, or by 8.1% more in comparison with the same month of the previous year, as the greatest increase - by 14.7%, was observed in 1 and 2 stars accommodation establishments.

In 4 and 5 stars hotels were realized 73.1% of all nights spent by non-residents and 38.6% by Bulgarian residents. In 3 stars accommodation establishments, were spent 18.2% of all nights by non-residents and 25.0% by Bulgarian residents, while in those with 1 and 2 stars, they were 8.7% and 36.4%, respectively.

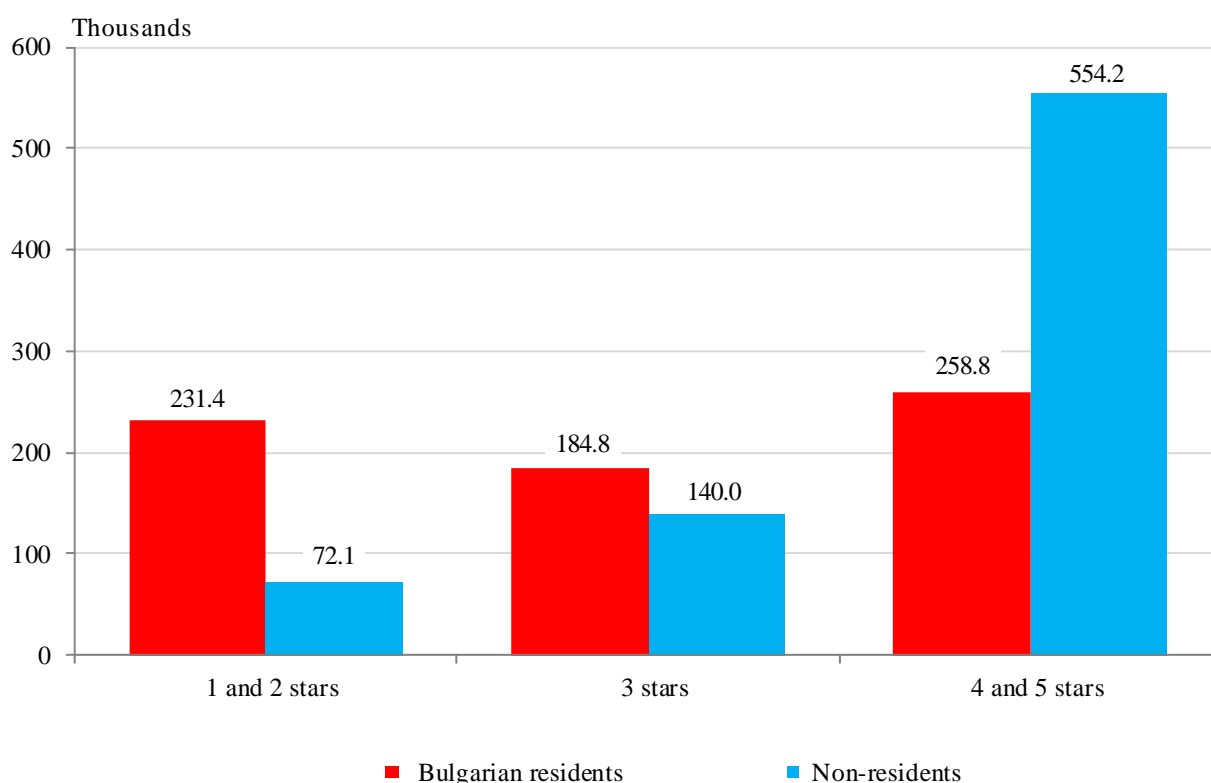
Figure 1. Nights spent in accommodation establishments by categories and months



¹ According to instructions from Eurostat, the refugees from Ukraine are not included in the survey.

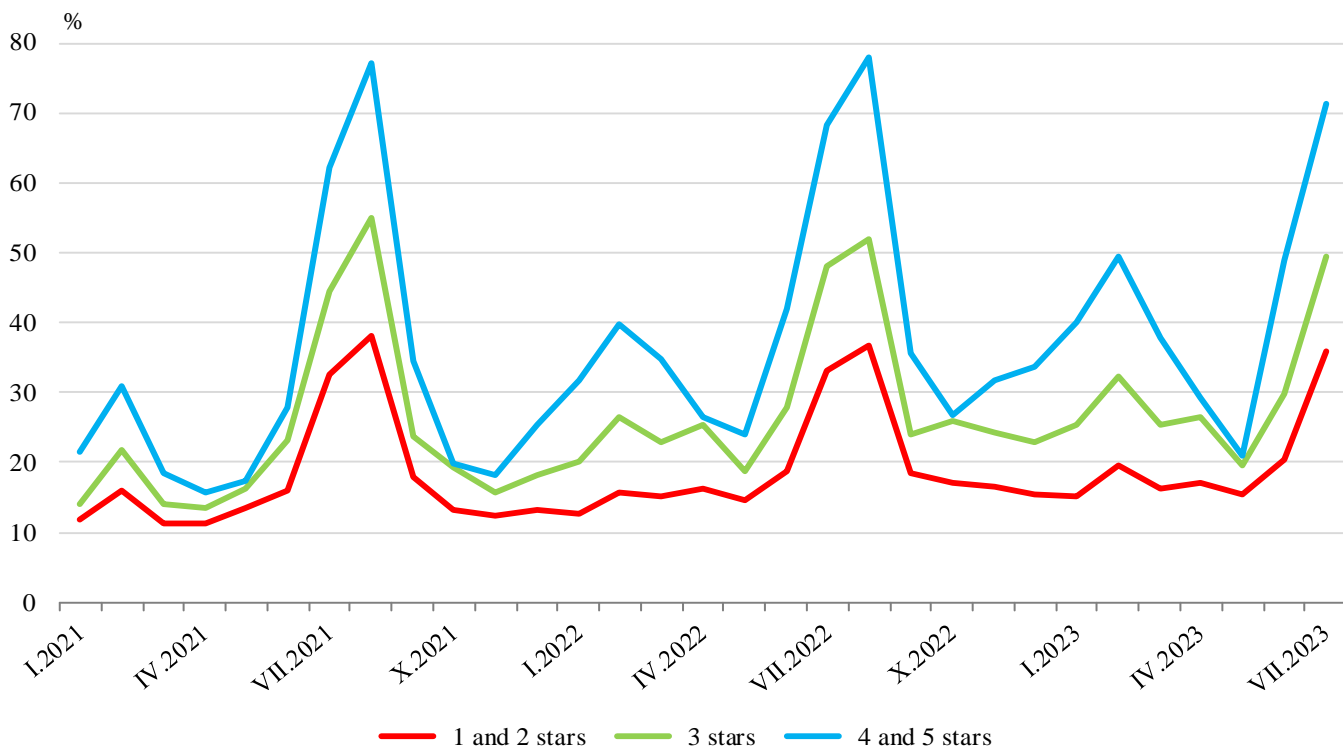
The number of arrivals in all accommodation establishments increased by 9.0% compared to the same month of 2022 and reached 1 441.3 thousand, as an increase for both non-residents - by 13.0%, and Bulgarian residents - by 4.8%, was reported. The Bulgarian residents were 675.0 thousand and spent 3.2 nights on average. The arrivals of non-residents were 766.3 thousand, and had 4.8 nights on average, as 72.3% of them spent nights in hotels with 4 and 5 stars.

Figure 2. Arrivals in accommodation establishments by categories in July 2023



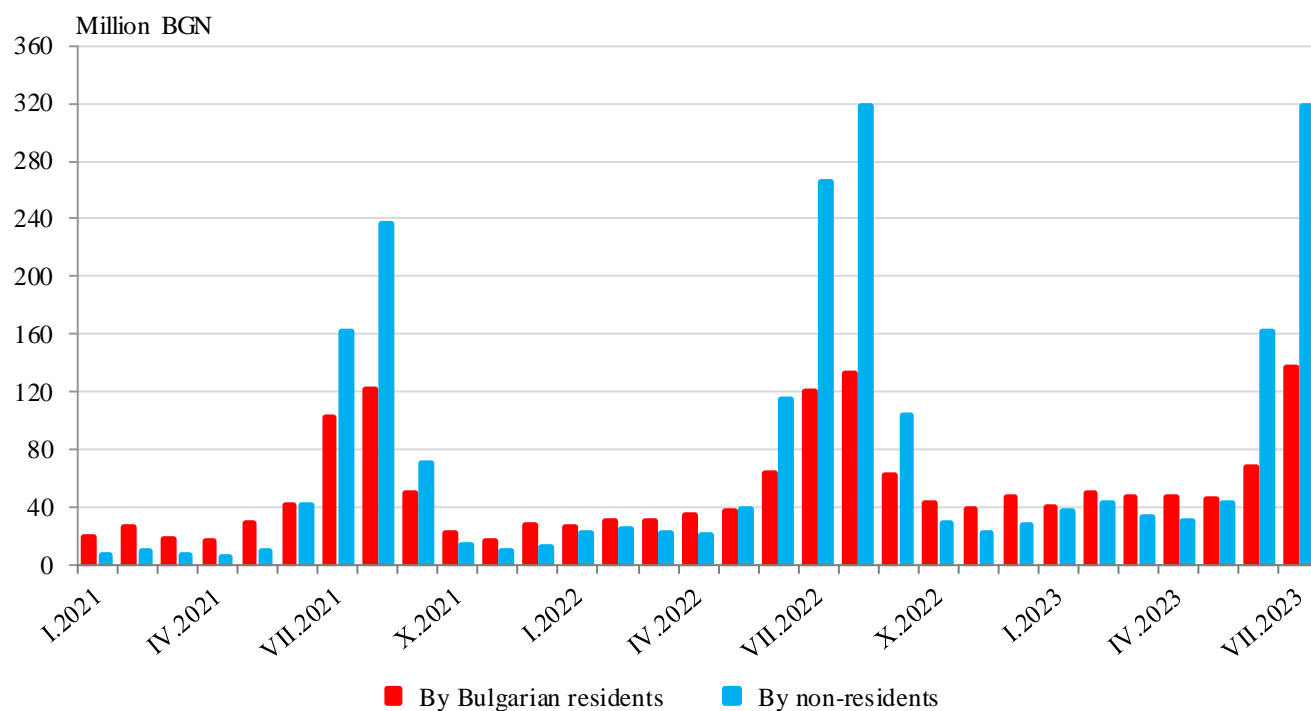
The total occupancy of the bed-places was 55.8% and increased by 2.4 percentage points compared to a year earlier. The highest occupancy of the bed-places was in 4 and 5 stars accommodation establishments - 71.4%, followed by those with 3 stars - 49.4%, and with 1 and 2 stars - 36.0%.

Figure 3. Occupation of the bed-places in accommodation establishments by categories and months



The total revenues from nights spent reached 454.5 million BGN, or by 17.6% more compared to the same month of the previous year. The reported increase is both from non-residents - by 19.5%, and Bulgarian residents - by 13.2%.

Figure 4. Revenues from nights spent in accommodation establishments by months





Methodological notes

Since 2012, the statistical survey on **accommodation establishments** has been carried out monthly in compliance with the Regulation 692/2011 of the European Parliament and of the Council concerning European statistics on tourism and the Regulation 1051/2011 of the Commission implementing Regulation 692/2011 of the European Parliament and of the Council concerning European statistics on tourism, as regards the structure of the quality reports and the transmission of the data.

All categorized hotels, camping sites and other types of accommodation establishments with 10 or more bed-places in use during the reporting period are included in the observation.

The indicator **other accommodation establishments** includes holiday settlements, hostels, guest houses, bungalows, rest houses, mountain chalets, private rooms and flats and other establishments for short accommodation.

Available Bed Capacity is the maximum number of bed-places offered for each day of the reference month.

The **revenues from nights spent** in accommodation establishments include the sums paid by the guests, without the extra services.



Annex

Table 1

Activity of accommodation establishments in July 2023¹

Districts	Establishments - in numbers	Bed-places - in numbers	Available bed-nights - in numbers	Nights spent - in numbers		Arrivals in accommodation establishments - in numbers		Revenues from nights spent - Thousand BGN	
				Total	Of which: By non-residents	Total	Of which: Non-residents	Total	Of which: By non-residents
Total	3697	339293	10425210	5819616	3659499	1441330	766349	454463	317857
Blagoevgrad	201	15815	484655	136026	29579	54072	11357	10303	2364
Burgas	1007	140785	4324467	3074731	2054718	597101	362090	239259	174865
Varna	396	61255	1901793	1220157	992201	263426	199160	108663	93091
Veliko Tarnovo	137	4836	146163	40289	10609	21001	7064	2048	716
Vidin	32	1046	32732	9623	1880	5786	1339	503	118
Vratsa	36	1260	38538	10617	1236	5718	602	438	64
Gabrovo	78	3561	107976	25295	1623	11753	796	1125	90
Dobrich	184	27946	857757	452896	325234	98559	64848	32870	24346
Kardzhali	88	2687	80193	15488	1934	10158	1064	844	90
Kyustendil	103	3844	118572	30307	3527	16261	1999	1609	243
Lovech	96	4364	132237	38582	3062	17253	2010	2733	130
Montana	36	1572	48132	11306	802	4673	453	523	48
Pazardzhik	122	7586	232138	120018	10819	40052	2398	7990	883
Pernik	12	549	17019	5475	1407	2428	613	247	82
Pleven	23	1225	36170	11902	4242	6283	1671	597	220
Plovdiv	253	12639	386890	144668	43734	59535	16446	9477	3157
Razgrad	18	650	20150	5410	1152	2635	430	300	72
Ruse	66	2376	73367	19800	7429	12142	4718	1144	500
Silistra	21	693	21351	4890	1028	2953	588	258	73
Sliven	54	1872	57043	9215	2091	5012	807	583	199
Smolyan	247	10047	310165	88943	3369	35114	1463	4550	205
Sofia	95	6749	208771	56989	9202	24408	5248	3522	680
Sofia (stolitsa)	149	15080	463828	193176	133474	103811	70902	18966	14433
Stara Zagora	65	5105	151045	58502	5951	22225	2449	3758	428
Targovishte	15	625	19361	4034	531	2264	263	249	48
Haskovo	68	2700	80057	19429	6466	10325	4530	1280	576
Shumen	74	1695	52545	7562	1217	4314	687	406	77
Yambol	21	731	22095	4286	982	2068	354	218	59

¹ In use.