

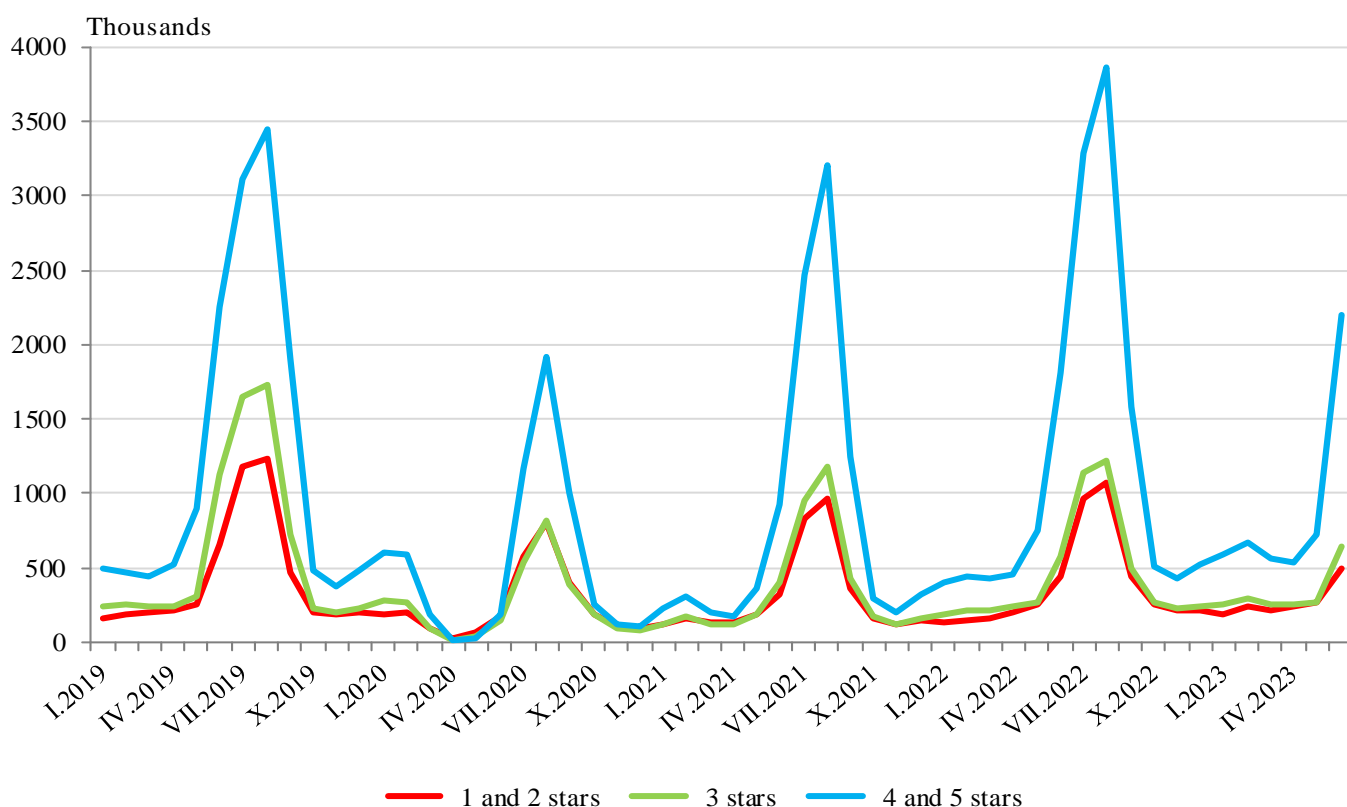
ACTIVITY OF ACCOMMODATION ESTABLISHMENTS¹ IN JUNE 2023

In June 2023, 3 232 accommodation establishments - hotels, motels, camping sites, mountain chalets and other establishments for short-term accommodation with 10 or more bed-places, functioned in the country (Annex, Table 1) with 138.4 thousand rooms and 310.1 thousand bed-places in them. In comparison with June 2022, the accommodation establishments increased by 4.6% and the bed-places in them - by 5.1%.

The total number of nights spent was 3 337.9 thousand, or by 18.2% more in comparison with the same month of the previous year, as the greatest increase - by 21.3%, was observed in 4 and 5 stars accommodation establishments.

In June 2023, 77.0% of all nights spent by non-residents and 44.5% by Bulgarian residents were realized in 4 and 5 stars hotels. In 3 stars accommodation establishments, were spent 15.9% of all nights by non-residents and 25.7% by Bulgarian residents, while in 1 and 2 stars, they were 7.1% and 29.8%, respectively.

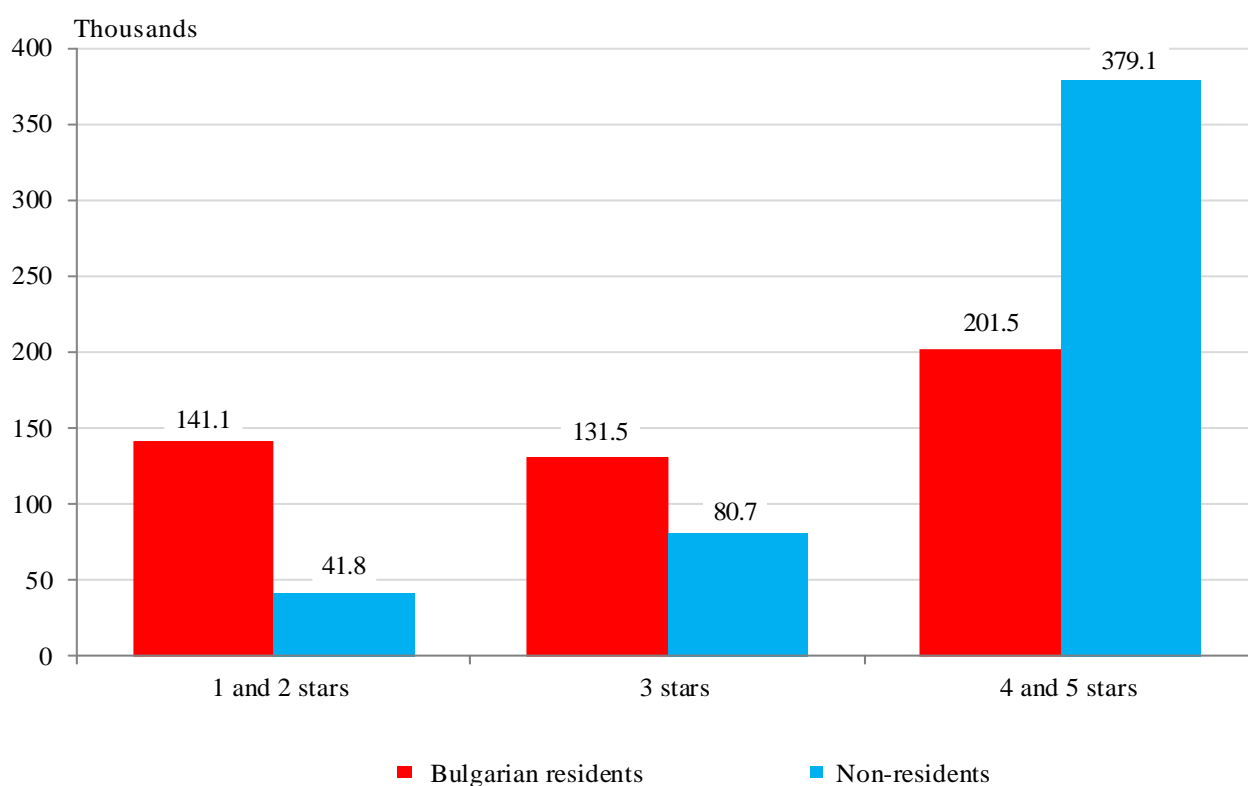
Figure 1. Nights spent in accommodation establishments by categories and months



¹ According to instructions from Eurostat, the refugees from Ukraine are not included in the survey.

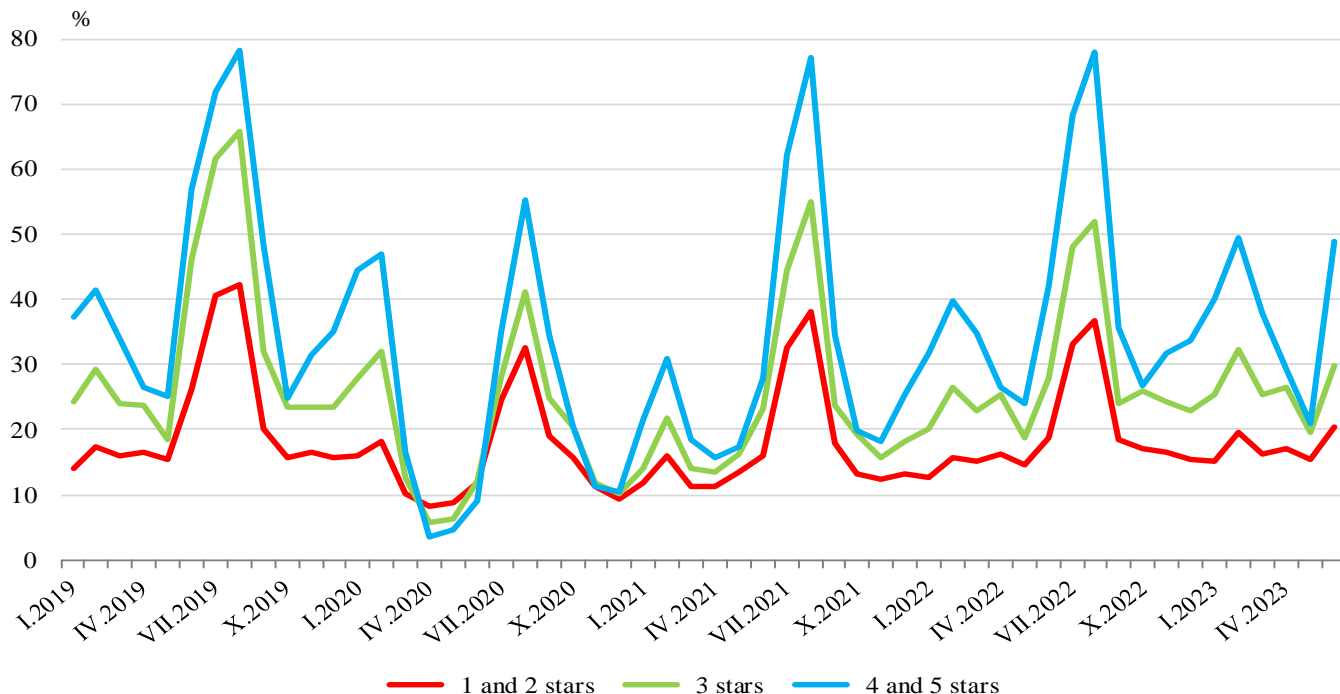
The number of arrivals in all accommodation establishments increased by 16.4% compared to the same month of 2022 and reached 975.5 thousand, as an increase for both non-residents - by 33.5%, and Bulgarian residents - by 2.5%, was reported. The Bulgarian residents were 474.0 thousand and spent 2.4 nights on average. The arrivals of non-residents were 501.5 thousand, and had 4.4 nights on average, as 75.6% of them spent nights in hotels with 4 and 5 stars.

Figure 2. Arrivals in accommodation establishments by categories in June 2023



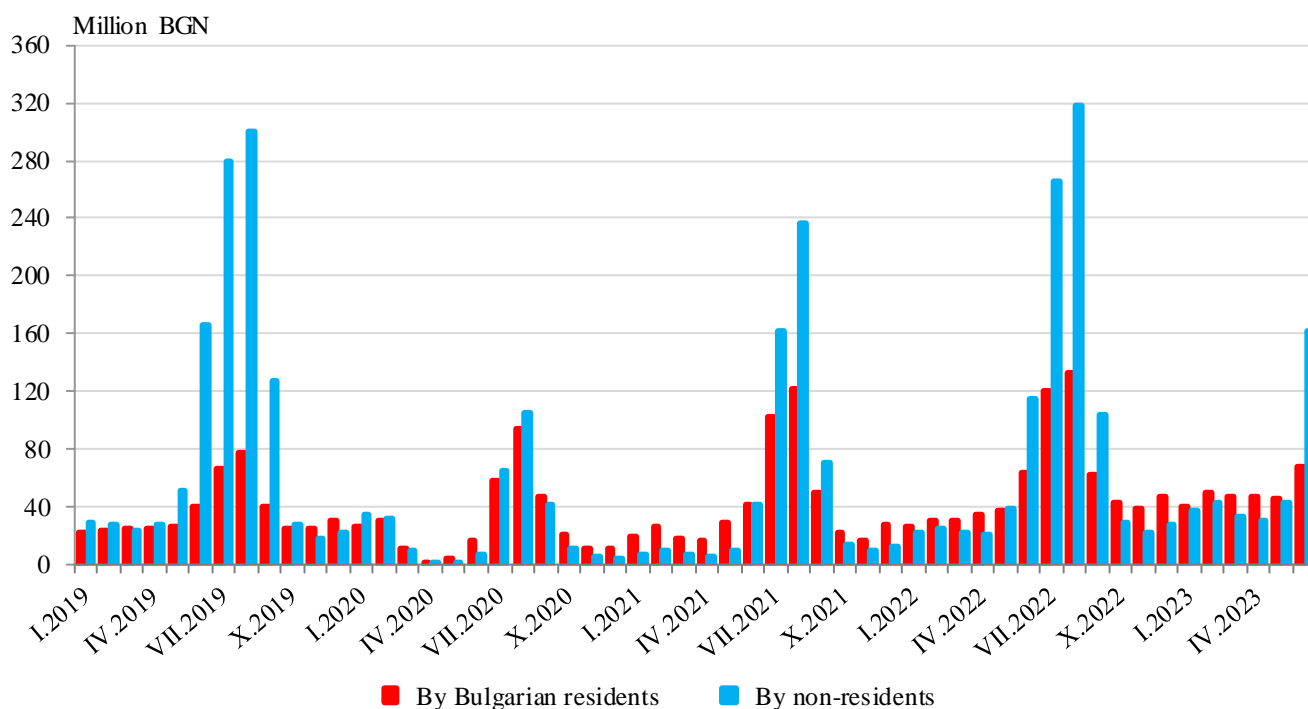
The total occupancy of the bed-places was 36.8% and increased by 4.4 percentage points compared to a year earlier. The highest occupancy of the bed-places was in 4 and 5 stars accommodation establishments - 48.8%, followed by those with 3 stars - 29.9%, and with 1 and 2 stars - 20.4%.

Figure 3. Occupation of the bed-places in accommodation establishments by categories and months



The total revenues from nights spent reached 229.2 million BGN, or by 28.2% more compared to June 2022. An increase in revenues for both non-residents - by 41.1%, and Bulgarian residents - by 5.2%, was reported.

Figure 4. Revenues from nights spent in accommodation establishments by months





Methodological notes

Since 2012, the statistical survey on **accommodation establishments** has been carried out monthly in compliance with the Regulation 692/2011 of the European Parliament and of the Council concerning European statistics on tourism and the Regulation 1051/2011 of the Commission implementing Regulation 692/2011 of the European Parliament and of the Council concerning European statistics on tourism, as regards the structure of the quality reports and the transmission of the data.

All categorized hotels, camping sites and other types of accommodation establishments with 10 or more bed-places in use during the reporting period are included in the observation.

The indicator **other accommodation establishments** includes holiday settlements, hostels, guest houses, bungalows, rest houses, mountain chalets, private rooms and flats and other establishments for short accommodation.

Available Bed Capacity is the maximum number of bed-places offered for each day of the reference month.

The **revenues from nights spent** in accommodation establishments include the sums paid by the guests, without the extra services.



Annex

Table 1

Activity of accommodation establishments in June 2023¹

Districts	Establishments - in numbers	Bed-places - in numbers	Available bed-nights - in numbers	Nights spent - in numbers		Arrivals in accommodation establishments - in numbers		Revenues from nights spent - Thousand BGN	
				Total	Of which: By non-residents	Total	Of which: Non-residents	Total	Of which: By non-residents
Total	3232	310057	9081811	3337922	2197793	975537	501537	229177	161687
Blagoevgrad	189	14772	436060	91765	18095	41037	7611	7150	1591
Burgas	715	119985	3516008	1477674	1104269	304012	200803	96010	76529
Varna	326	57607	1692334	734152	638905	173275	134189	54642	48403
Veliko Tarnovo	133	4720	144526	33777	9024	20223	6247	1737	663
Vidin	32	1041	30625	6493	1072	4481	835	373	70
Vratsa	37	1277	36512	10999	1732	6478	679	513	100
Gabrovo	75	3505	102190	22225	2371	12732	1057	1046	135
Dobrich	166	26838	751028	244612	190410	60623	40115	14445	11158
Kardzhali	82	2517	75510	12656	1456	7980	886	698	72
Kyustendil	92	3271	98018	21079	1958	12420	1200	1161	142
Lovech	96	4309	125911	29109	2251	14618	1195	1929	133
Montana	35	1562	46740	9173	659	4557	340	454	45
Pazardzhik	117	7665	224830	82110	10698	30870	2478	5468	793
Pernik	12	549	16470	4714	1252	2220	504	239	81
Pleven	23	1225	35399	14237	5963	6345	1306	659	262
Plovdiv	252	12793	379762	126516	36955	61686	16549	8533	2624
Razgrad	17	605	18150	4580	660	2231	296	261	40
Ruse	65	2345	70560	20553	6466	11731	3597	1209	446
Silistra	22	717	20496	4756	652	2935	437	258	45
Sliven	51	1818	54156	9636	2283	5031	789	592	199
Smolyan	206	8281	242390	46888	2097	21525	1194	2455	122
Sofia	96	6797	202474	36772	4317	19332	2239	2322	317
Sofia (stolitsa)	151	15028	448053	202820	136469	106170	68055	21339	16368
Stara Zagora	66	5211	150702	52938	7381	22627	3104	3410	553
Targovishte	15	625	18313	4678	603	2521	261	288	55
Haskovo	67	2671	76310	19928	6906	11122	4350	1260	553
Shumen	73	1592	46894	6817	1305	4429	726	381	82
Yambol	21	731	21390	6265	1584	2326	495	345	106

¹ In use.