

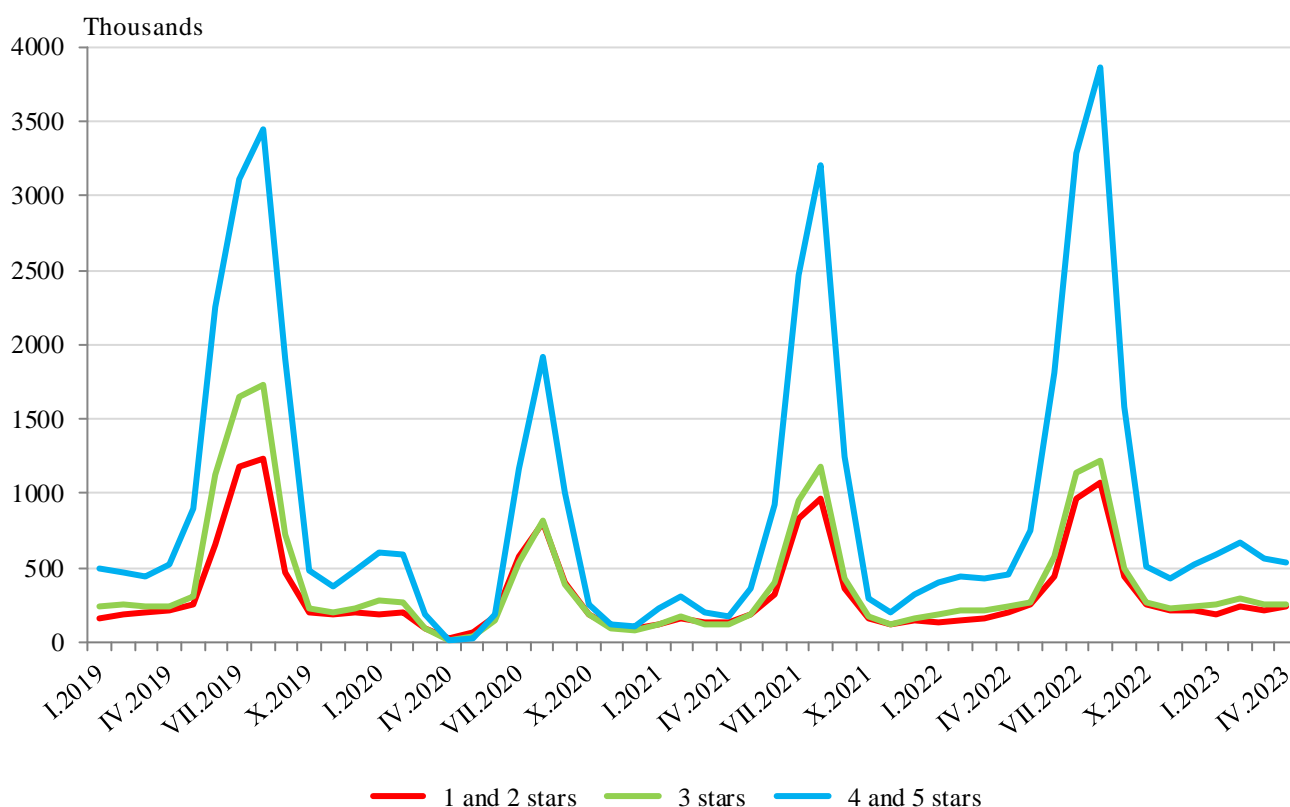
## ACTIVITY OF ACCOMMODATION ESTABLISHMENTS<sup>1</sup> IN APRIL 2023

In April 2023, 2 239 accommodation establishments - hotels, motels, camping sites, mountain chalets and other establishments for short-term accommodation with 10 or more bed-places, functioned in the country (Annex, Table 1) with 68.5 thousand rooms and 144.3 thousand bed-places in them. In comparison with April 2022, the total number of accommodation establishments (functioned during the period) increased by 12.5% and the bed-places in them - by 6.6%.

The total number of nights spent in all accommodation establishments in April 2023 was 1 032.8 thousand, or by 16.3% more in comparison with the same month of the previous year, as the greatest increase (by 22.3%) was observed in 1 and 2 stars accommodation establishments.

In April 2023, 73.2% of all nights spent by non-residents and 41.5% of all nights spent by Bulgarian residents were realized in 4 and 5 stars hotels. In 3 star accommodation establishments, were spent 16.7% of all nights by non-residents and 28.7% of all nights by Bulgarian residents, while in the rest of the accommodation establishments (with 1 and 2 stars), they were 10.1% and 29.8%, respectively.

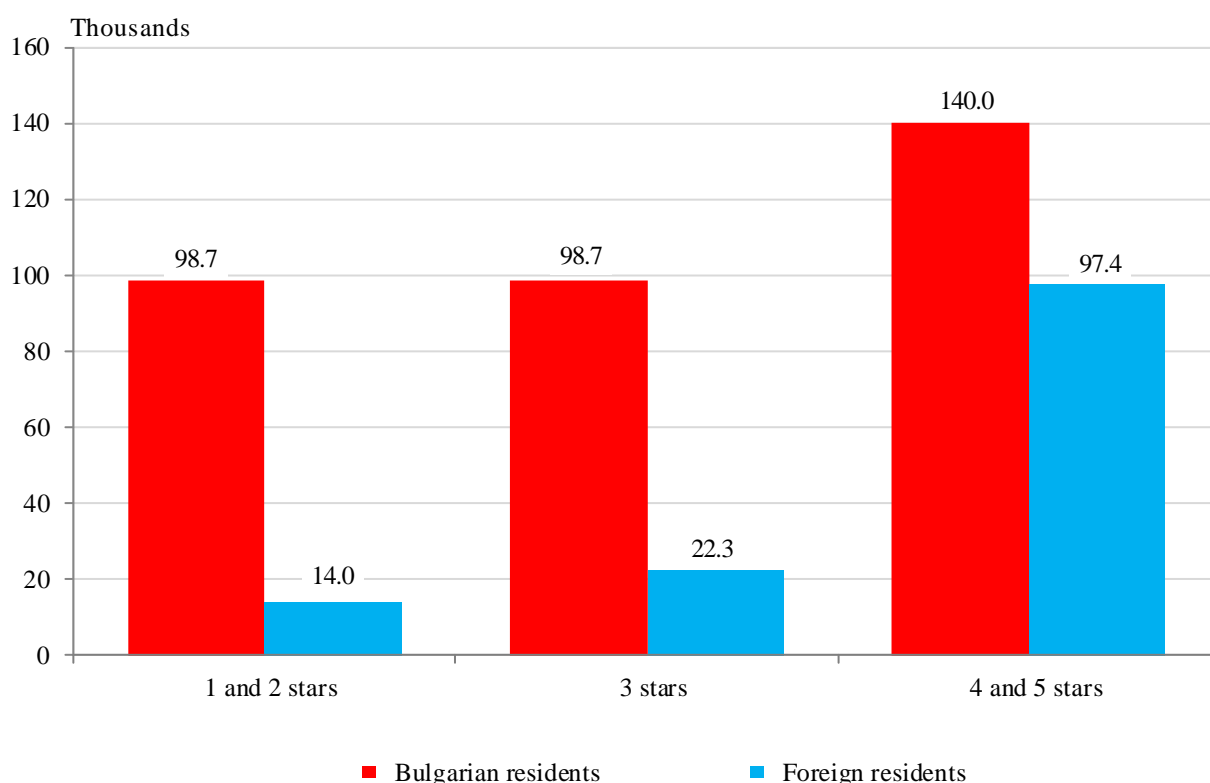
**Figure 1. Nights spent in accommodation establishments by categories and months**



<sup>1</sup> According to instructions from Eurostat, the refugees from Ukraine are not included in the survey.

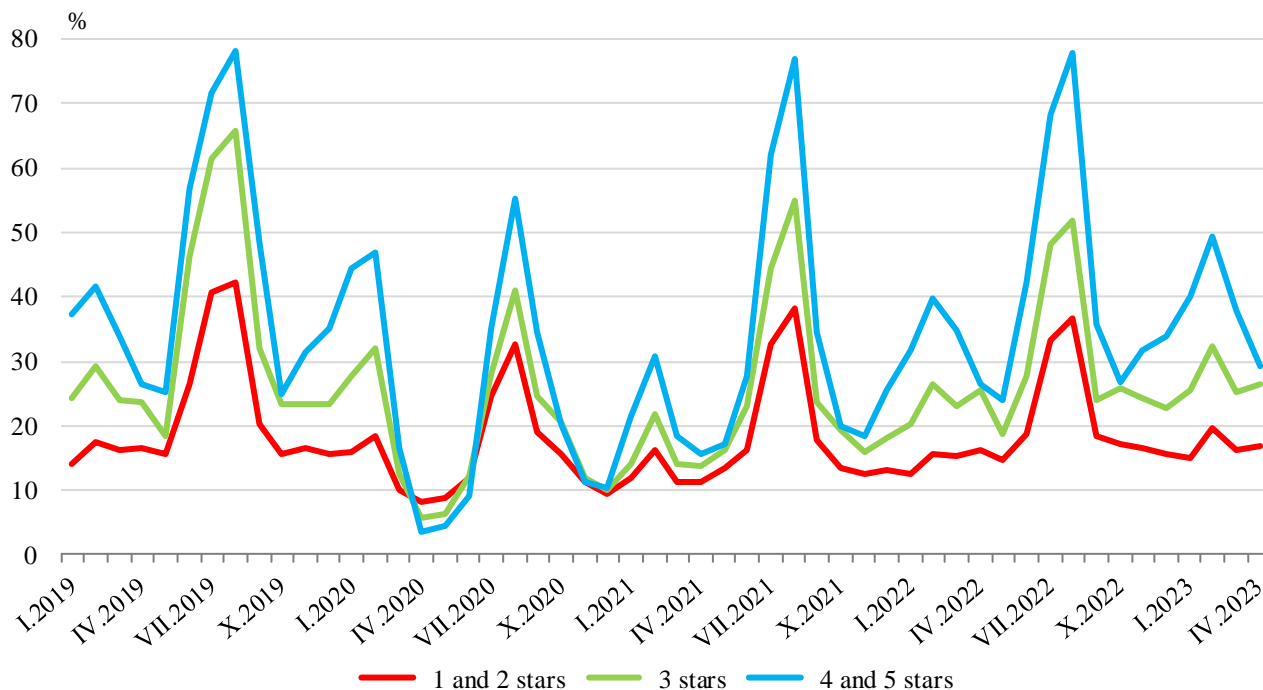
In April 2023, the number of arrivals in all accommodation establishments increased by 19.8% compared to the same month of 2022 and reached 471.1 thousand, as an increase for both non-residents - by 29.4% and Bulgarian residents - by 16.4% was reported. Bulgarian residents spent nights in accommodation establishments in April 2023 were 337.4 thousand and spent 2.1 nights on average. The arrivals of non-residents were 133.7 thousand, and had 2.5 nights on average, as 72.8% of them spent nights in hotels with 4 and 5 stars.

**Figure 2. Arrivals in accommodation establishments by categories in April 2023**



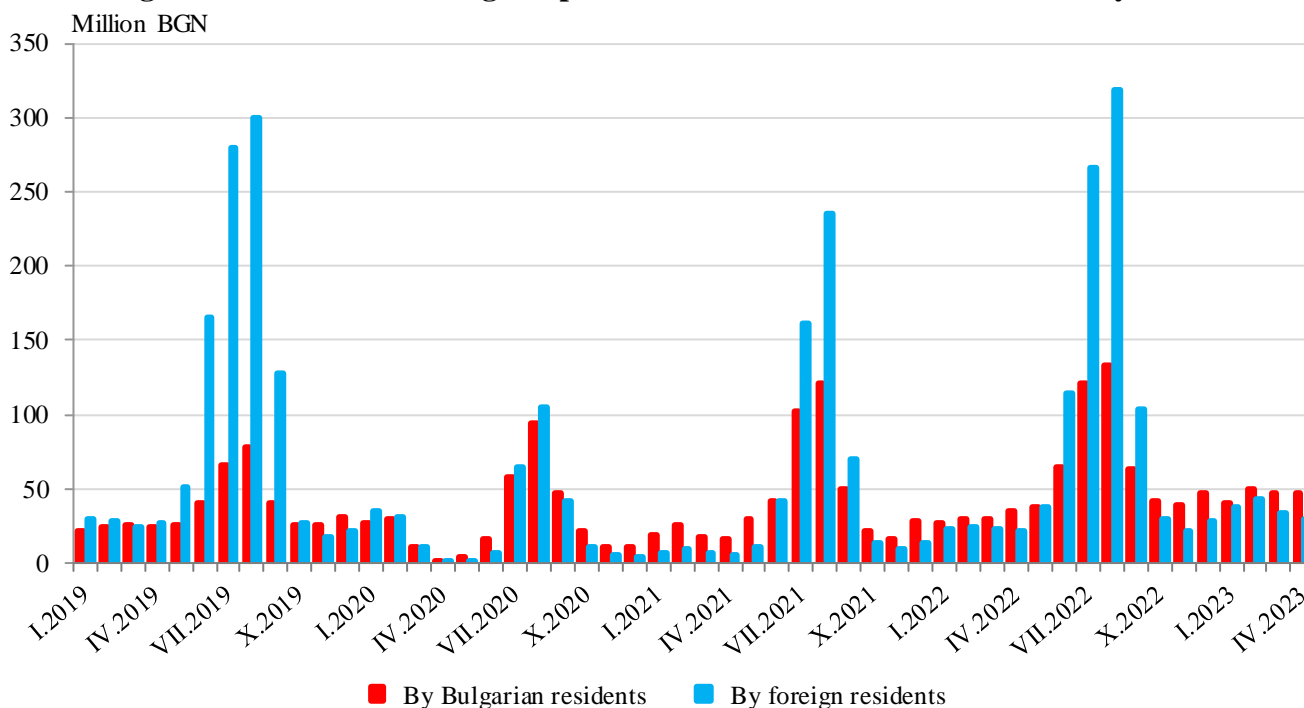
In April 2023, the total occupancy of the bed-places in accommodation establishments was 24.5% and increased by 1.5 percentage points compared to April 2022. The highest occupancy of the bed-places was in 4 and 5 stars accommodation establishments - 29.3%, followed by 3 star accommodation establishments - 26.5%, and with 1 and 2 stars - 17.0%.

**Figure 3. Occupation of the bed-places in accommodation establishments by categories and months**



The total revenues from nights spent in April 2023 reached 76.7 million BGN, or by 37.3% more compared to April 2022. An increase in revenues for both non-residents - by 39.9% and Bulgarian residents - by 35.7% was reported.

**Figure 4. Revenues from nights spent in accommodation establishments by months**





## Methodological notes

Since 2012, the statistical survey on **accommodation establishments** has been carried out monthly in compliance with the Regulation 692/2011 of the European Parliament and of the Council concerning European statistics on tourism and the Regulation 1051/2011 of the Commission implementing Regulation 692/2011 of the European Parliament and of the Council concerning European statistics on tourism, as regards the structure of the quality reports and the transmission of the data.

All categorized hotels, camping sites and other types of accommodation establishments with 10 or more bed-places in use during the reporting period are included in the observation.

The indicator **other accommodation establishments** includes holiday settlements, hostels, guest houses, bungalows, rest houses, mountain chalets, private rooms and flats and other establishments for short accommodation.

**Available Bed Capacity** is the maximum number of bed-places offered for each day of the reference month.

The **revenues from nights spent** in accommodation establishments include the sums paid by the guests, without the extra services.

Annex

Table 1

Activity of accommodation establishments in April 2023<sup>1</sup>

Districts	Establishments - in numbers	Bed-places - in numbers	Available bed-nights - in numbers	Nights spent - in numbers		Arrivals in accommodation establishments - in numbers		Revenues from nights spent - Thousand BGN	
				Total	Of which: By non-residents	Total	Of which: Non-residents	Total	Of which: By non-residents
<b>Total</b>	<b>2239</b>	<b>144340</b>	<b>4221258</b>	<b>1032845</b>	<b>330206</b>	<b>471143</b>	<b>133755</b>	<b>76691</b>	<b>29750</b>
Blagoevgrad	183	14250	419930	113305	19150	47474	7506	9166	1728
Burgas	113	15603	459886	66346	23556	27973	9260	5339	2193
Varna	154	19593	568193	101024	65832	40629	21736	7127	4993
Veliko Tarnovo	121	4301	128618	28499	5889	16061	3558	1629	447
Vidin	28	961	30030	6050	990	4280	650	330	59
Vratsa	36	1273	38190	8069	758	4486	344	349	45
Gabrovo	68	3103	90350	18250	1347	8943	600	902	98
Dobrich	63	8268	204084	42460	21285	16541	7683	3693	1898
Kardzhali	75	2365	70023	10634	962	6095	554	673	49
Kyustendil	89	3368	100522	17783	1388	9375	746	1356	142
Lovech	90	3949	116254	24627	1371	11787	654	1480	59
Montana	31	1244	37320	6214	183	2900	91	317	13
Pazardzhik	113	7434	216451	80242	4415	33201	1501	5945	379
Pernik	12	513	15390	3313	637	1614	220	182	45
Pleven	22	1213	36390	13116	7513	4684	1170	559	284
Plovdiv	243	12404	367802	118077	32471	55465	13720	8372	2460
Razgrad	15	566	16980	4007	555	1911	244	192	35
Ruse	59	2267	66914	17245	4765	10287	2482	974	297
Silistra	20	681	18765	3439	403	2224	260	183	29
Sliven	49	1525	45750	7874	1540	3966	501	464	139
Smolyan	180	7674	230160	46626	1329	19827	632	2440	94
Sofia	90	6116	183420	28338	3318	13948	1429	1728	293
Sofia (stolitsa)	150	15014	449707	182140	118169	89269	52437	17725	13035
Stara Zagora	64	5103	145209	55068	4416	21464	1311	3687	302
Targovishte	14	525	15750	2931	562	1820	226	225	54
Haskovo	64	2638	77500	16778	5631	9615	3647	1085	476
Shumen	72	1658	49740	5989	940	3526	405	316	52
Yambol	21	731	21930	4401	831	1778	188	253	52

<sup>1</sup> In use.