

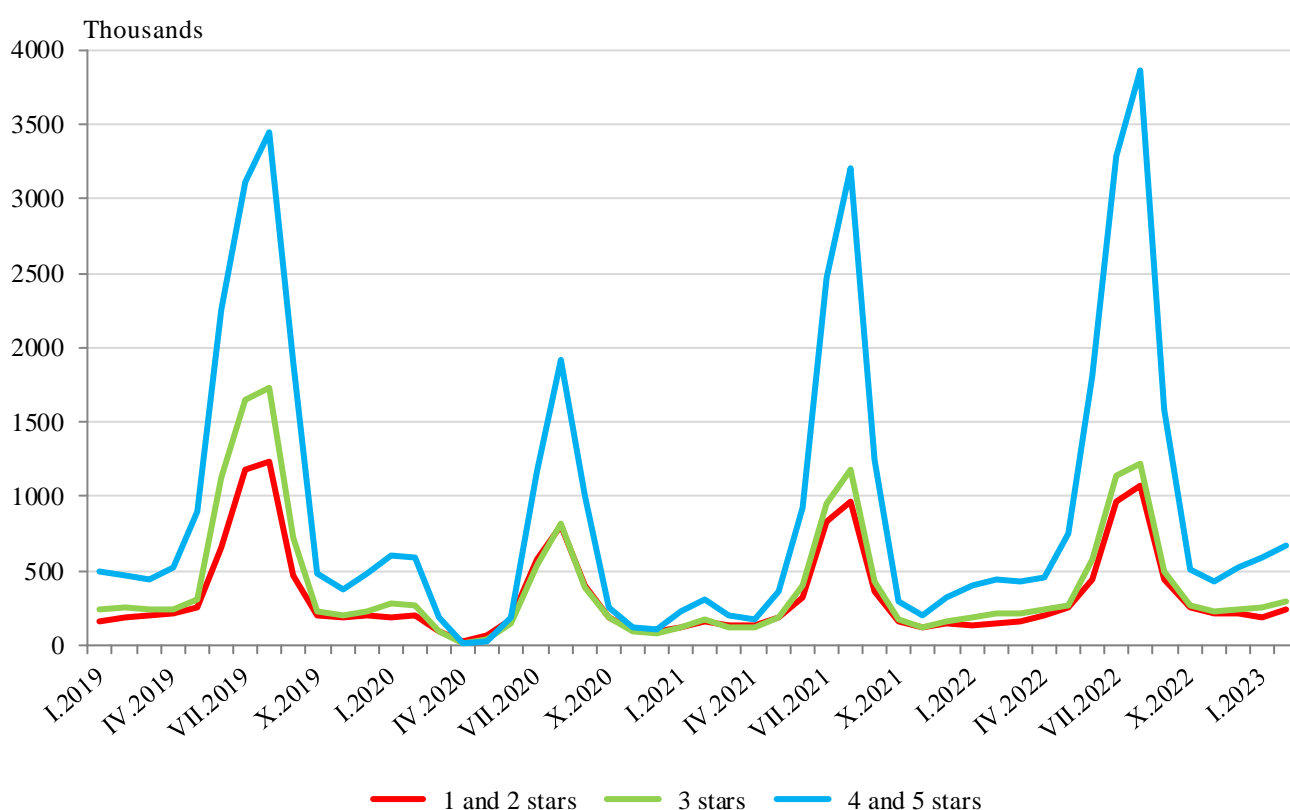
## ACTIVITY OF ACCOMMODATION ESTABLISHMENTS<sup>1</sup> IN FEBRUARY 2023

In February 2023, 2 072 accommodation establishments - hotels, motels, camping sites, mountain chalets and other establishments for short-term accommodation with more than 10 bed-places, functioned in the country (Annex, Table 1) with 60.2 thousand rooms and 124.0 thousand bed-places in them. In comparison with February 2022, the total number of accommodation establishments (functioned during the period) increased by 23.7% and the bed-places in them - by 22.5%.

The total number of nights spent in all accommodation establishments in February 2023 was 1 195.9 thousand, or by 50.6% more in comparison with the same month of the previous year, as the greatest increase (by 62.8%) was observed in 1 and 2 stars accommodation establishments.

In February 2023, 77.1% of all nights spent by non-residents and 42.3% of all nights spent by Bulgarian residents were realized in 4 and 5 stars hotels. In 3-star accommodation establishments, were spent 17.7% of all nights by non-residents and 29.2% of all nights by Bulgarian residents, while in the rest of the accommodation establishments (with 1 and 2 stars), they were 5.2% and 28.5%, respectively.

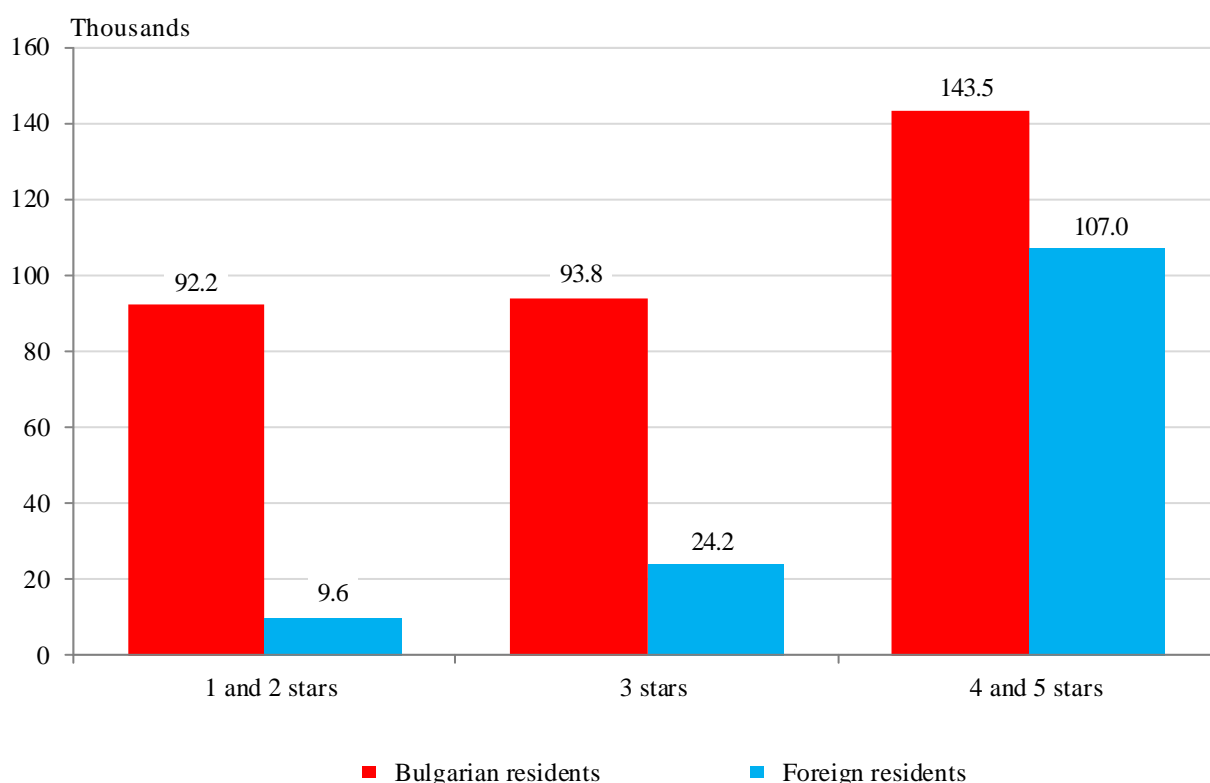
**Figure 1. Nights spent in accommodation establishments by categories and months**



<sup>1</sup> According to instructions from Eurostat, the refugees from Ukraine are not included in the survey.

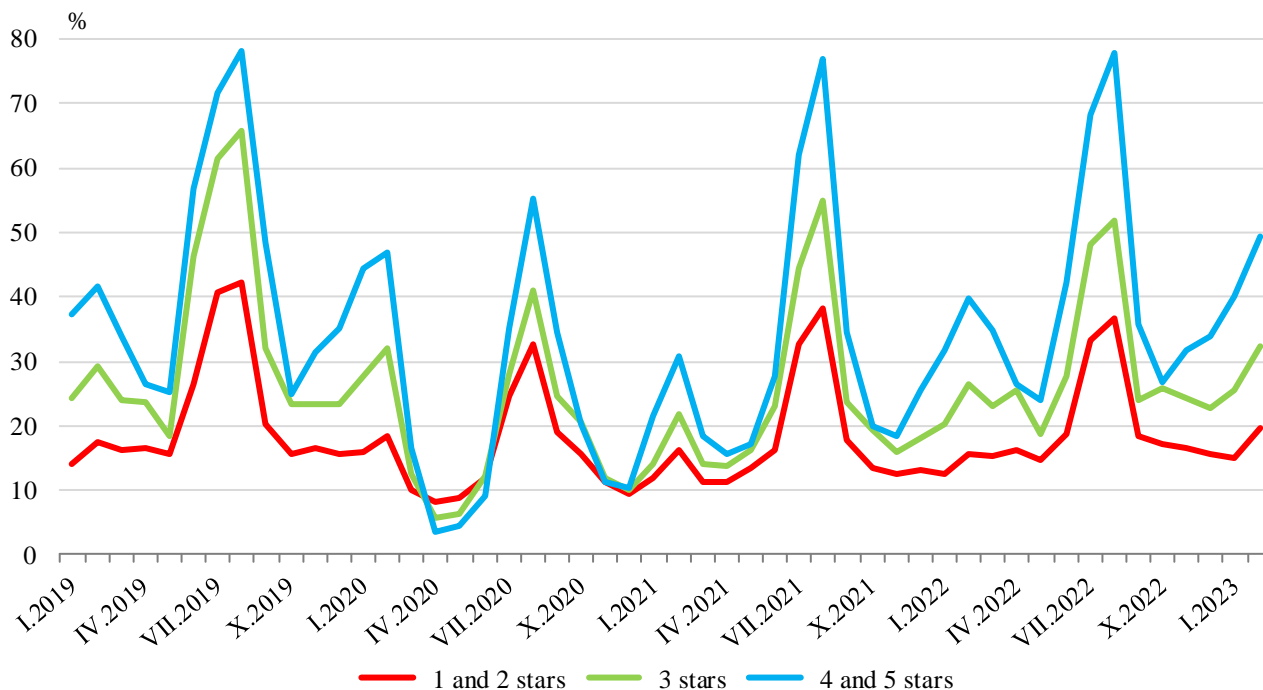
In February 2023, the number of arrivals in all accommodation establishments increased by 48.7% compared to the same month of 2022 and reached 470.2 thousand, as an increase for both non-residents - by 65.5%, and Bulgarian residents - by 42.5%, was reported. Bulgarian residents spent nights in accommodation establishments in February 2023 were 329.5 thousand and spent 2.2 nights on average. The arrivals of non-residents were 140.7 thousand, and had 3.2 nights on average, as 76.0% of them spent nights in hotels with 4 and 5 stars.

**Figure 2. Arrivals in accommodation establishments by categories in February 2023**



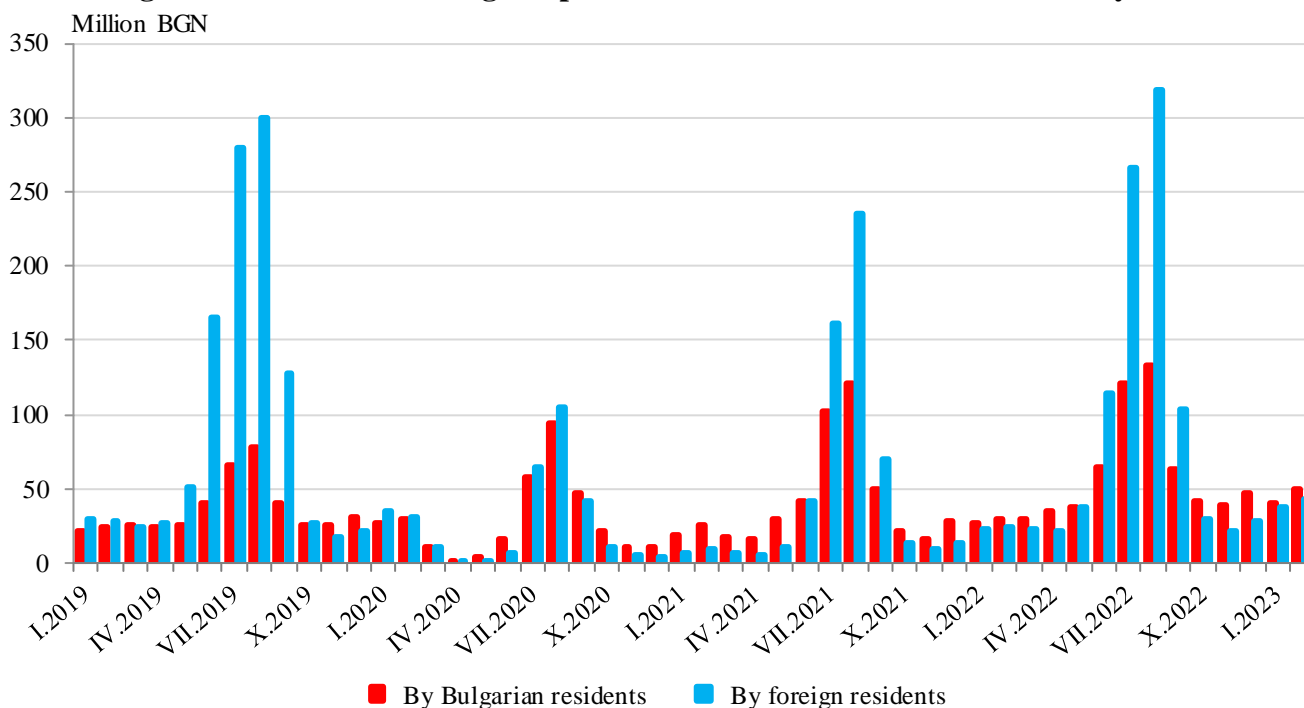
In February 2023, the total occupancy of the bed-places in accommodation establishments was 34.7% and increased by 6.5 percentage points compared to February 2022. The highest occupancy of the bed-places was in 4 and 5 stars accommodation establishments - 49.5%, followed by 3-star accommodation establishments - 32.3%, and with 1 and 2 stars - 19.7%.

**Figure 3. Occupation of the bed-places in accommodation establishments by categories and months**



The total revenues from nights spent in February 2023 reached 92.4 million BGN or by 70.6% more compared to February 2022. An increase in revenues for both non-residents - by 75.4%, and Bulgarian residents - by 66.7%, was reported.

**Figure 4. Revenues from nights spent in accommodation establishments by months**





## Methodological notes

Since 2012, the statistical survey on **accommodation establishments** has been carried out monthly in compliance with the Regulation 692/2011 of the European Parliament and of the Council concerning European statistics on tourism and the Regulation 1051/2011 of the Commission implementing Regulation 692/2011 of the European Parliament and of the Council concerning European statistics on tourism, as regards the structure of the quality reports and the transmission of the data.

All categorized hotels, camping sites and other types of accommodation establishments with more than 10 bed-places in use during the reporting period are included in the observation.

The indicator **other accommodation establishments** includes holiday settlements, hostels, guest houses, bungalows, rest houses, mountain chalets, private rooms and flats and other establishments for short accommodation.

**Available Bed Capacity** is the maximum number of bed-places offered for each day of the reference month.

The **revenues from nights spent** in accommodation establishments include the sums paid by the guests, without the extra services.

Annex

Table 1

Activity of accommodation establishments in February 2023<sup>1</sup>

Districts	Establishments - in numbers	Bed-places - in numbers	Available bed-nights - in numbers	Nights spent - in numbers		Arrivals in accommodation establishments - in numbers		Revenues from nights spent - Thousand BGN	
				Total	Of which: By non-residents	Total	Of which: Non-residents	Total	Of which: By non-residents
<b>Total</b>	<b>2072</b>	<b>124005</b>	<b>3449435</b>	<b>1195923</b>	<b>457374</b>	<b>470209</b>	<b>140735</b>	<b>92386</b>	<b>42347</b>
Blagoevgrad	231	19018	531616	282743	176421	88521	45208	24664	16331
Burgas	80	6288	174871	34360	5152	15040	2388	2480	442
Varna	123	9992	279776	51281	24397	22619	7483	3376	1754
Veliko Tarnovo	99	3900	108919	18691	2735	10860	1598	996	191
Vidin	26	939	25932	3611	703	1906	270	170	29
Vratsa	34	1233	34524	6334	533	2991	209	248	33
Gabrovo	62	2912	81536	13673	863	6506	333	656	51
Dobrich	40	3700	103456	16651	3000	7457	1340	1700	341
Kardzhali	67	2125	58494	5861	853	3347	390	319	47
Kyustendil	73	2685	74948	19717	983	9906	444	1214	63
Lovech	72	2963	80223	19070	940	8854	299	1383	43
Montana	24	1100	30665	5946	106	3139	65	280	7
Pazardzhik	110	7482	206438	101166	3197	43062	1054	7938	274
Pernik	8	415	11620	2973	683	1319	205	161	46
Pleven	22	1201	33628	10583	6215	3409	811	446	242
Plovdiv	217	11850	328441	102165	16585	49422	7912	6990	1232
Razgrad	13	507	14196	3312	570	1601	276	190	36
Ruse	55	2102	58556	11432	2878	6902	1533	690	234
Silistra	20	681	19068	2164	214	1476	158	106	13
Sliven	43	1424	39732	7341	1838	3502	484	398	145
Smolyan	198	9576	265544	137353	35085	41435	7349	8216	2482
Sofia	95	6807	189796	117965	70477	30321	14766	10160	7179
Sofia (stolitsa)	145	14925	414995	153810	93802	75548	41654	14796	10372
Stara Zagora	61	5049	140171	44935	3292	19174	1050	3306	245
Targovishte	13	501	14028	1891	345	1235	153	134	30
Haskovo	62	2548	70462	13616	4340	7243	2864	939	391
Shumen	61	1404	38816	4377	604	2094	260	252	45
Yambol	18	678	18984	2902	563	1320	179	178	49

<sup>1</sup> In use.