

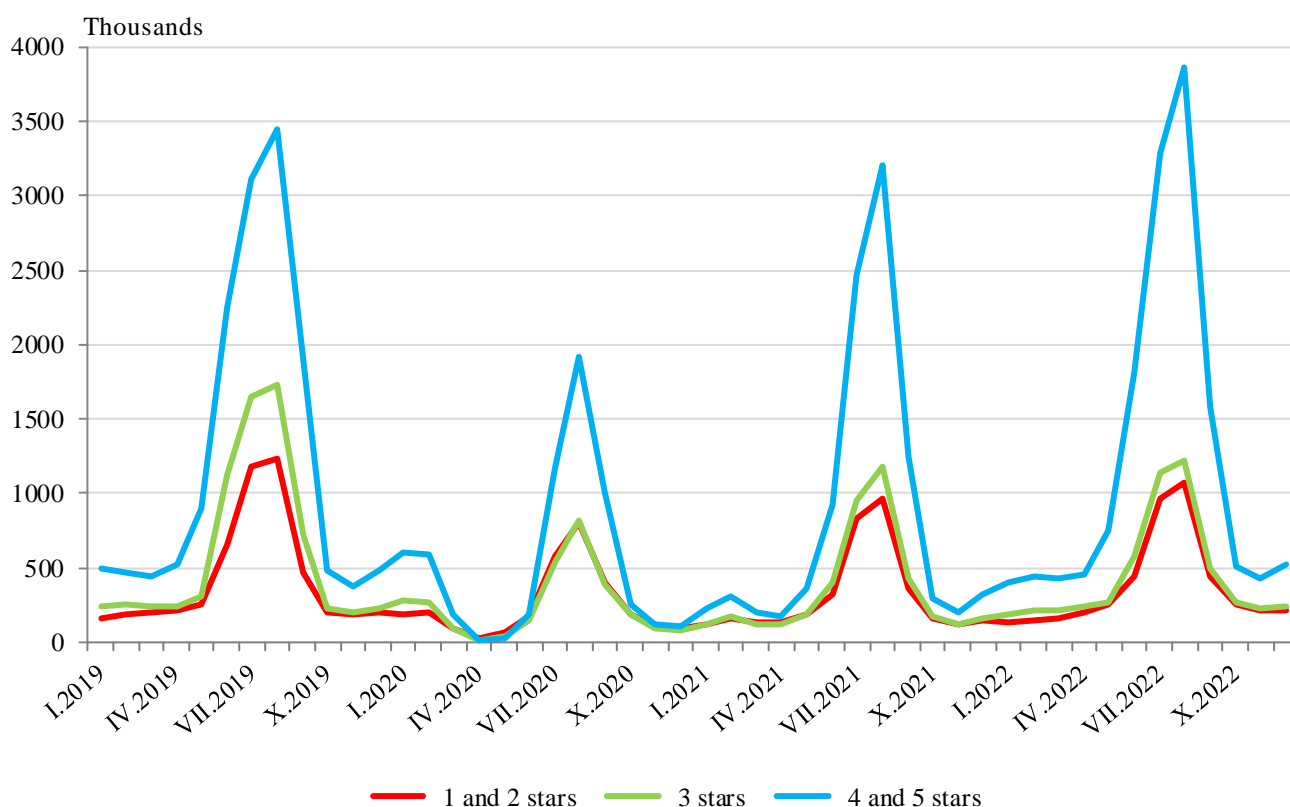
ACTIVITY OF ACCOMMODATION ESTABLISHMENTS¹ IN DECEMBER 2022

In December 2022, 2 224 accommodation establishments - hotels, motels, camping sites, mountain chalets and other establishments for short-term accommodation with more than 10 bed-places, functioned in the country (Annex, Table 1) with 62.0 thousand rooms and 128.1 thousand bed-places in them. In comparison with December 2021, the total number of accommodation establishments (functioned during the period) increased by 23.1% and the bed-places in them - by 19.4%.

The total number of nights spent in all accommodation establishments in December 2022 was 968.0 thousand, or by 57.1% more in comparison with the same month of the previous year. The nights spent by Bulgarian residents were 663.4 thousand and by non-residents - 304.6 thousand.

In December 2022, 77.1% of all nights spent by non-residents and 43.5% of all nights spent by Bulgarian residents were realized in 4 and 5 stars hotels. In 3 star accommodation establishments, were spent 15.6% of all nights by non-residents and 28.0% of all nights by Bulgarian residents, while in the rest of the accommodation establishments (with 1 and 2 stars), they were 7.3% and 28.5%, respectively.

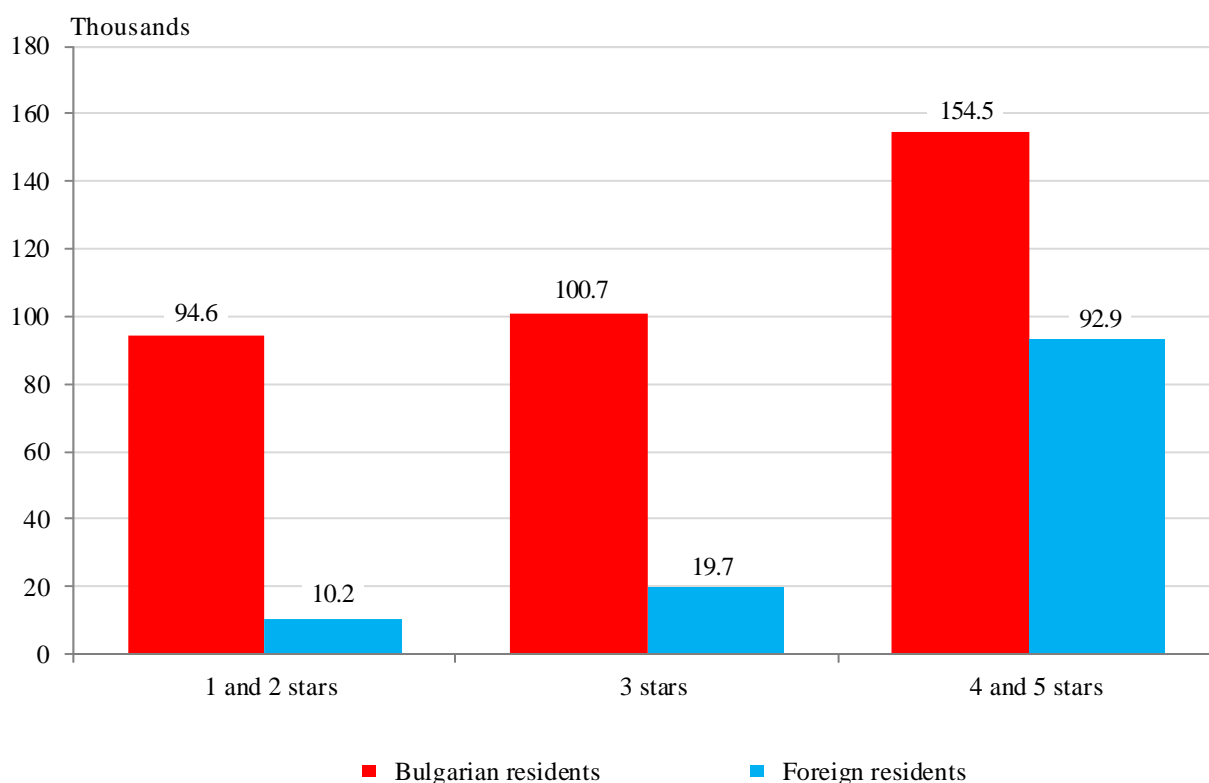
Figure 1. Nights spent in accommodation establishments by categories and months



¹ According to instructions from Eurostat, the refugees from Ukraine are not included in the survey.

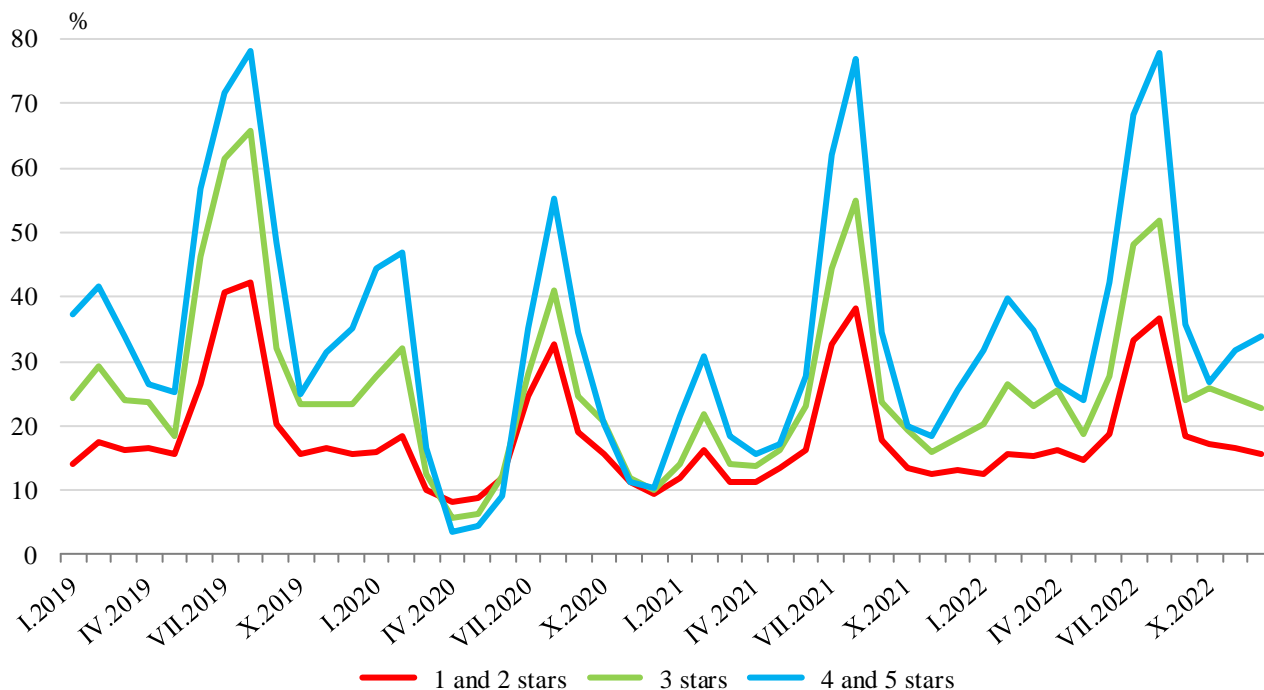
In December 2022, the number of arrivals in all accommodation establishments increased by 62.6% compared to the same month of 2021 and reached 472.6 thousand. Bulgarian residents spent nights in accommodation establishments in December 2022 were 349.8 thousand and spent 1.9 nights on average. The arrivals of non-residents were 122.8 thousand, and had 2.5 nights on average, as 75.7% of them spent nights in hotels with 4 and 5 stars.

Figure 2. Arrivals in accommodation establishments by categories in December 2022



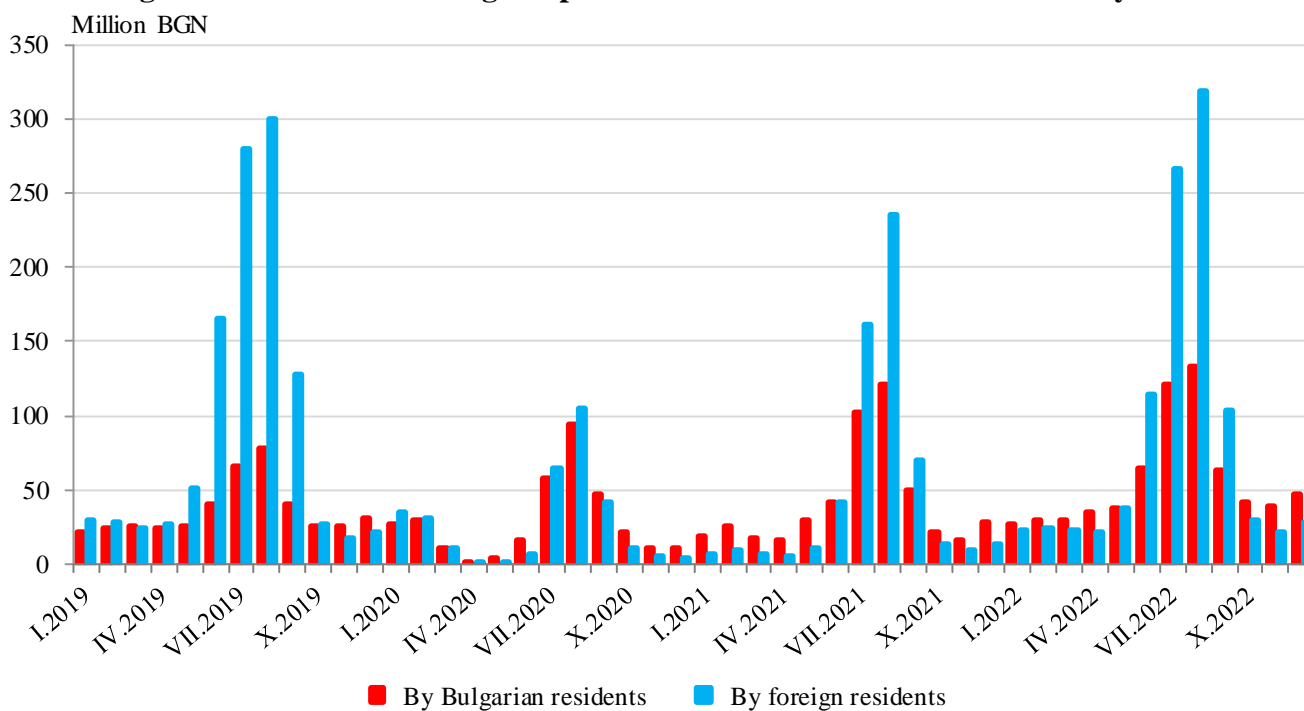
In December 2022, the total occupancy of the bed-places in accommodation establishments was 24.6% and increased by 5.3 percentage points compared to December 2021. The highest occupancy of the bed-places was in 4 and 5 stars accommodation establishments - 33.8%, followed by 3 star accommodation establishments - 22.8%, and with 1 and 2 stars - 15.5%.

Figure 3. Occupation of the bed-places in accommodation establishments by categories and months



The total revenues from nights spent in December 2022 reached 74.9 million BGN, as 47.4 million BGN were from Bulgarian residents and 27.5 million BGN - from non-residents.

Figure 4. Revenues from nights spent in accommodation establishments by months





Methodological notes

Since 2012, the statistical survey on **accommodation establishments** has been carried out monthly in compliance with the Regulation 692/2011 of the European Parliament and of the Council concerning European statistics on tourism and the Regulation 1051/2011 of the Commission implementing Regulation 692/2011 of the European Parliament and of the Council concerning European statistics on tourism, as regards the structure of the quality reports and the transmission of the data.

All categorized hotels, camping sites and other types of accommodation establishments with more than 10 bed-places in use during the reporting period are included in the observation.

The indicator **other accommodation establishments** includes holiday settlements, hostels, guest houses, bungalows, rest houses, mountain chalets, private rooms and flats and other establishments for short accommodation.

Available Bed Capacity is the maximum number of bed-places offered for each day of the reference month.

The **revenues from nights spent** in accommodation establishments include the sums paid by the guests, without the extra services.

Annex

Table 1

Activity of accommodation establishments in December 2022¹

Districts	Establishments - in numbers	Bed-places - in numbers	Available bed-nights - in numbers	Nights spent - in numbers		Arrivals in accommodation establishments - in numbers		Revenues from nights spent - Thousand BGN	
				Total	Of which: By non-residents	Total	Of which: Non-residents	Total	Of which: By non-residents
Total	2224	128076	3933688	968028	304618	472607	122841	74940	27545
Blagoevgrad	233	18933	580766	184451	85167	77769	28964	16191	7397
Burgas	88	6745	206683	34221	6293	15581	2968	2587	538
Varna	129	11001	341031	53417	25672	26455	8835	3880	2065
Veliko Tarnovo	125	4340	134540	23022	4212	13663	2372	1335	279
Vidin	29	938	28838	3047	..	1975	333	169	32
Vratsa	35	1237	38347	7574	1058	3870	314	304	57
Gabrovo	60	2847	88187	12864	605	7438	269	696	46
Dobrich	44	4513	139903	18789	5939	9117	2595	1953	671
Kardzhali	64	2033	62944	7235	861	4731	577	410	49
Kyustendil	81	2965	90357	17046	851	9484	..	1152	67
Lovech	84	3533	106503	21204	844	10822	348	1478	42
Montana	31	1205	36675	5949	97	3272	73	280	6
Pazardzhik	114	7452	225825	81285	3424	37528	1169	6904	314
Pernik	12	504	15624	3257	496	1738	..	168	28
Pleven	24	1247	38620	7864	..	3723	743	365	146
Plovdiv	233	11983	368733	99740	14480	53462	7764	6827	1032
Razgrad	15	537	16647	3355	488	1656	177	176	29
Ruse	62	2364	71898	11781	2490	7476	1382	665	176
Silistra	21	693	21413	2497	333	1555	196	128	23
Sliven	46	1494	46314	7214	2531	3701	562	479	203
Smolyan	217	9810	304110	65175	6943	25833	1865	3676	567
Sofia	98	6828	208678	51735	15013	24267	4189	4190	1449
Sofia (stolitsa)	149	14879	453666	181504	113050	95490	51404	16768	11567
Stara Zagora	64	4789	147060	35021	2624	15601	1014	2420	192
Targovishte	12	477	14773	2818	610	1947	227	224	60
Haskovo	62	2515	76936	16072	5096	9566	3322	1033	424
Shumen	72	1538	47661	6695	914	3385	337	321	52
Yambol	20	676	20956	3196	579	1502	247	161	34

¹ In use.

‘..’ - confidential data.