

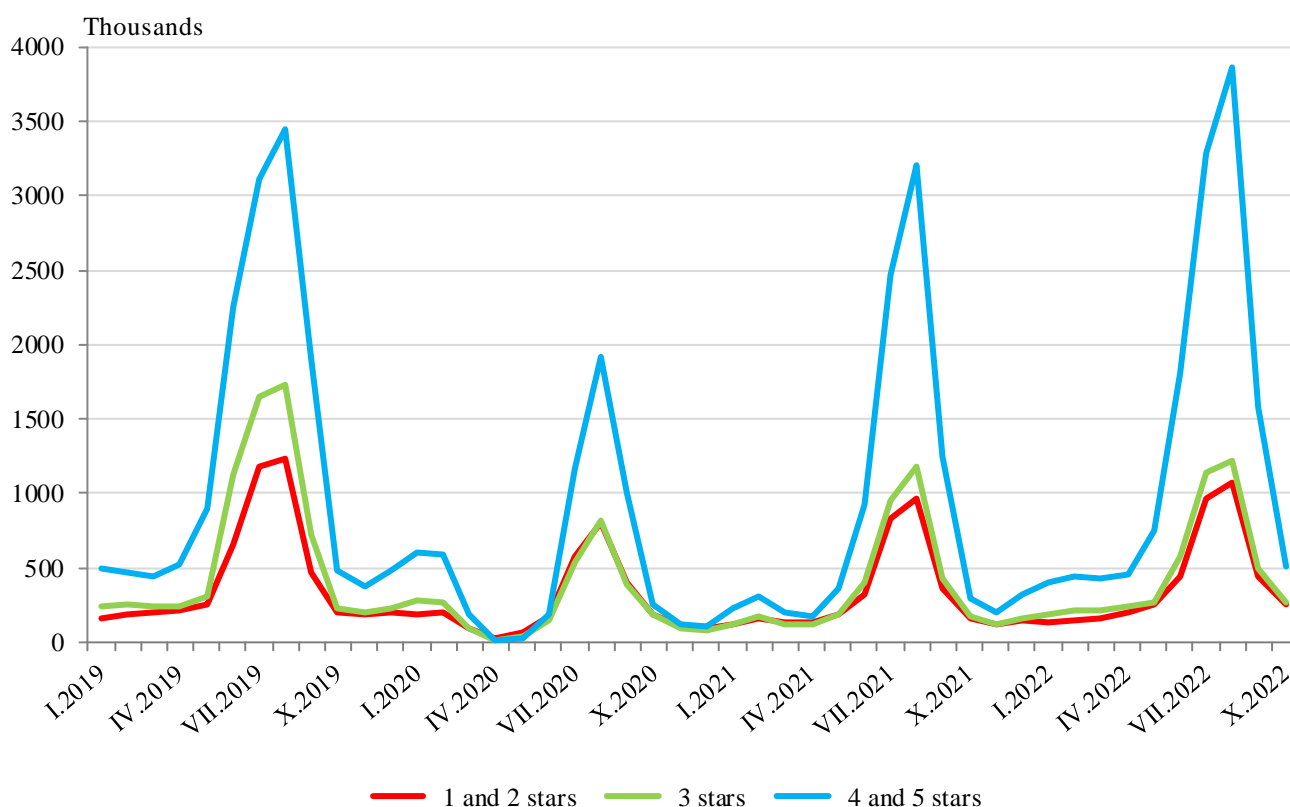
ACTIVITY OF ACCOMMODATION ESTABLISHMENTS¹ IN OCTOBER 2022

In October 2022, 2 202 accommodation establishments - hotels, motels, camping sites, mountain chalets and other establishments for short-term accommodation with more than 10 bed-places, functioned in the country (Annex, Table 1) with 67.9 thousand rooms and 142.8 thousand bed-places in them. In comparison with October 2021, the total number of accommodation establishments (functioned during the period) increased by 24.4% and the bed-places in them - by 22.6%.

The total number of nights spent in all accommodation establishments in October 2022 was 1 021.7 thousand, or by 66.3% more in comparison with the same month of the previous year. The nights spent by Bulgarian residents were 689.0 thousand and by non-residents - 332.7 thousand.

In October 2022, 70.4% of all nights spent by non-residents and 39.4% of all nights spent by Bulgarian residents were realized in 4 and 5 stars hotels. In 3 star accommodation establishments, were spent 19.0% of all nights by non-residents and 29.7% of all nights by Bulgarian residents, while in the rest of the accommodation establishments (with 1 and 2 stars), they were 10.6% and 30.9%, respectively.

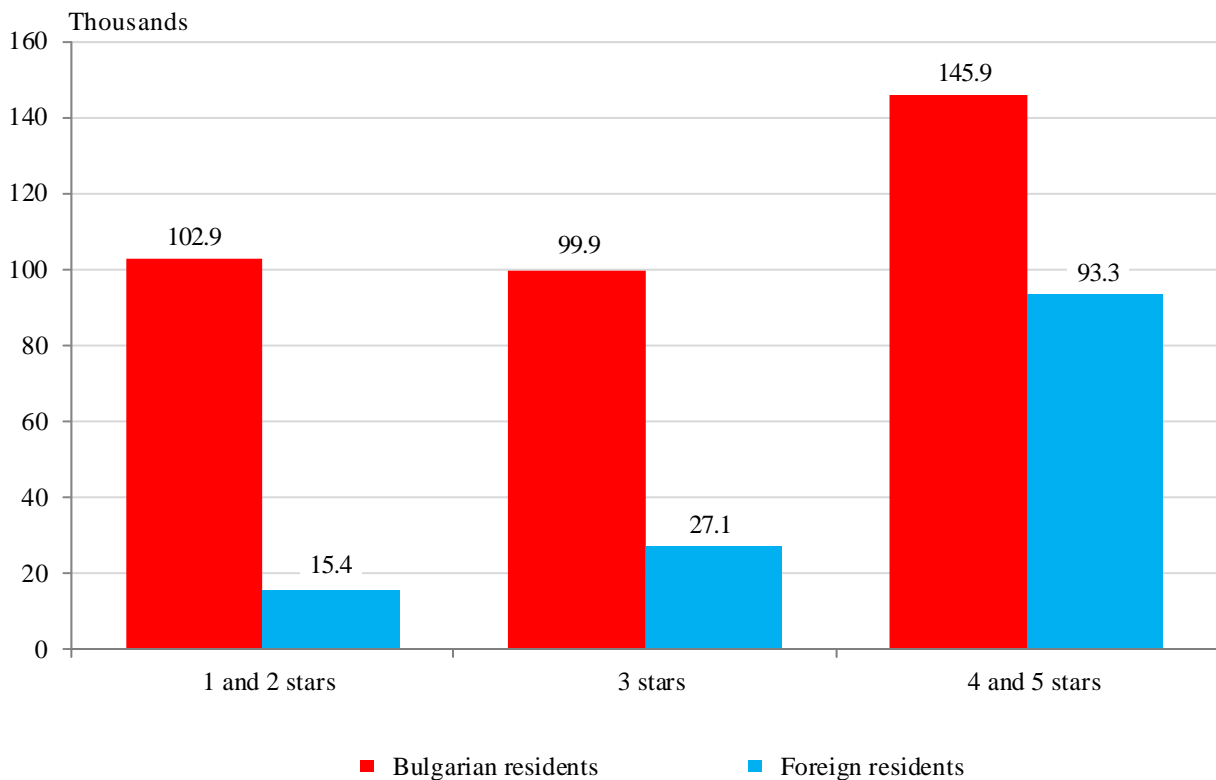
Figure 1. Nights spent in accommodation establishments by categories and months



¹ According to instructions from Eurostat, the refugees from Ukraine are not included in the survey.

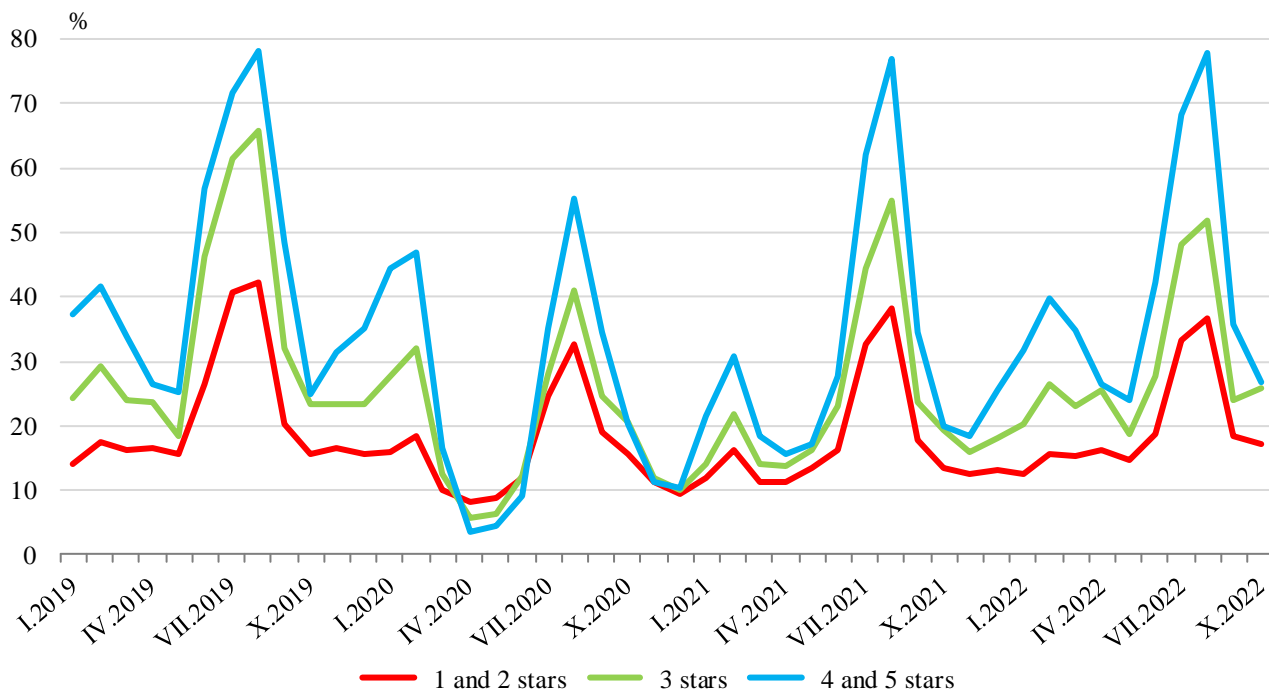
In October 2022, the number of arrivals in all accommodation establishments increased by 68.2% compared to the same month of 2021, and reached 484.5 thousand. Bulgarian residents spent nights in accommodation establishments in October 2022 were 348.7 thousand and spent 2.0 nights on average. The arrivals of non-residents were 135.8 thousand, and had 2.4 nights on average, as 68.7% of them spent nights in hotels with 4 and 5 stars.

Figure 2. Arrivals in accommodation establishments by categories in October 2022



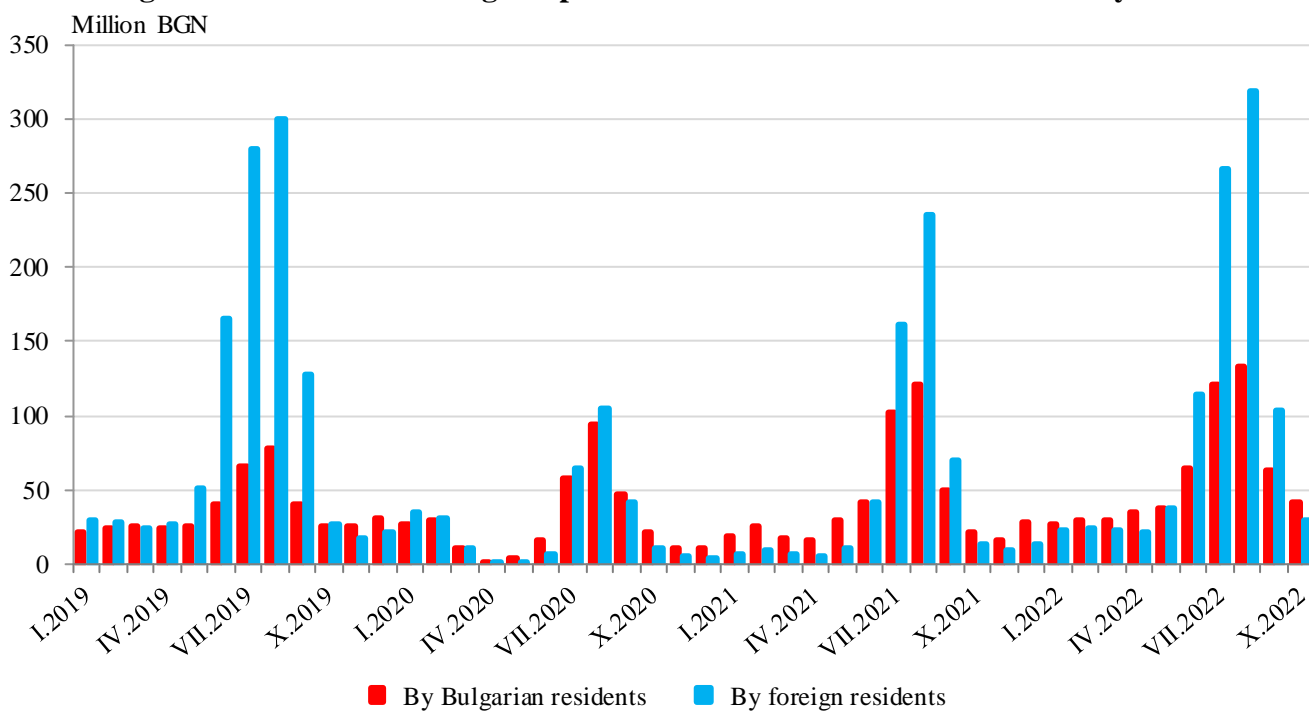
In October 2022, the total occupancy of the bed-places in accommodation establishments was 23.3% and increased by 5.8 percentage points compared to October 2021. The highest occupancy of the bed-places was in 4 and 5 stars accommodation establishments - 26.7%, followed by 3 star accommodation establishments - 25.9%, and with 1 and 2 stars - 17.1%.

Figure 3. Occupation of the bed-places in accommodation establishments by categories and months



The total revenues from nights spent in October 2022 reached 71.2 million BGN, as 42.1 million BGN were from Bulgarian residents and 29.1 million BGN - from non-residents.

Figure 4. Revenues from nights spent in accommodation establishments by months





Methodological notes

Since 2012, the statistical survey on **accommodation establishments** has been carried out monthly in compliance with the Regulation 692/2011 of the European Parliament and of the Council concerning European statistics on tourism and the Regulation 1051/2011 of the Commission implementing Regulation 692/2011 of the European Parliament and of the Council concerning European statistics on tourism, as regards the structure of the quality reports and the transmission of the data.

All categorized hotels, camping sites and other types of accommodation establishments with more than 10 bed-places in use during the reporting period are included in the observation.

The indicator **other accommodation establishments** includes holiday settlements, hostels, guest houses, bungalows, rest houses, mountain chalets, private rooms and flats and other establishments for short accommodation.

Available Bed Capacity is the maximum number of bed-places on offer for each day of the reference month.

The **revenues from nights spent** in accommodation establishments include the sums paid by the guests, without the extra services.



Annex

Table 1

Activity of accommodation establishments in October 2022¹

Districts	Establishments - in numbers	Bed-places - in numbers	Available bed-nights - in numbers	Nights spent - in numbers		Arrivals in accommodation establishments - in numbers		Revenues from nights spent - Thousand BGN	
				Total	Of which: By non-residents	Total	Of which: Non-residents	Total	Of which: By non-residents
Total	2202	142837	4379475	1021674	332676	484530	135845	71195	29092
Blagoevgrad	157	12348	378214	94393	20852	46275	8144	6968	1615
Burgas	132	19764	595584	64803	26242	24837	9059	4266	1723
Varna	154	16222	502602	89352	53463	35892	15936	5867	3668
Veliko Tarnovo	124	4333	134307	29273	7363	17948	4615	1502	451
Vidin	31	988	30916	7124	1106	4559	627	377	63
Vratsa	33	1206	37386	11344	2515	4426	577	417	128
Gabrovo	69	3309	100487	18985	1604	9978	678	863	90
Dobrich	64	9698	300608	28335	9597	13717	3796	2420	847
Kardzhali	70	2270	70358	9368	979	5683	555	456	47
Kyustendil	88	3145	97345	16806	1572	9694	891	1046	118
Lovech	83	3651	110285	24034	1880	12623	764	1465	90
Montana	32	1287	39494	7297	261	3310	190	289	17
Pazardzhik	85	6809	208554	85861	5974	35252	1652	5790	449
Pernik	12	504	15624	3300	636	1873	335	171	40
Pleven	25	1257	38957	17548	9496	5916	1179	675	361
Plovdiv	237	11981	367681	116049	24746	57438	11357	7380	1776
Razgrad	15	568	17608	4969	857	2498	401	251	53
Ruse	63	2335	72002	16381	4309	10246	2570	917	298
Silistra	22	704	21687	4126	556	2232	285	197	35
Sliven	43	1610	49653	9653	2243	5945	750	550	162
Smolyan	198	7987	247175	35595	2197	17653	996	1752	147
Sofia	83	5916	183193	30665	3088	16619	1515	1743	229
Sofia (stolitsa)	150	14834	450992	213540	138105	105178	63215	21006	15710
Stara Zagora	65	4825	146545	48612	5115	17641	1679	2855	368
Targovishte	13	480	14680	2482	414	1618	186	180	39
Haskovo	66	2604	79276	18876	4684	9609	3044	1127	404
Shumen	68	1499	46469	7351	1403	3898	494	385	84
Yambol	20	703	21793	5552	1419	1972	355	280	80

¹ In use.