

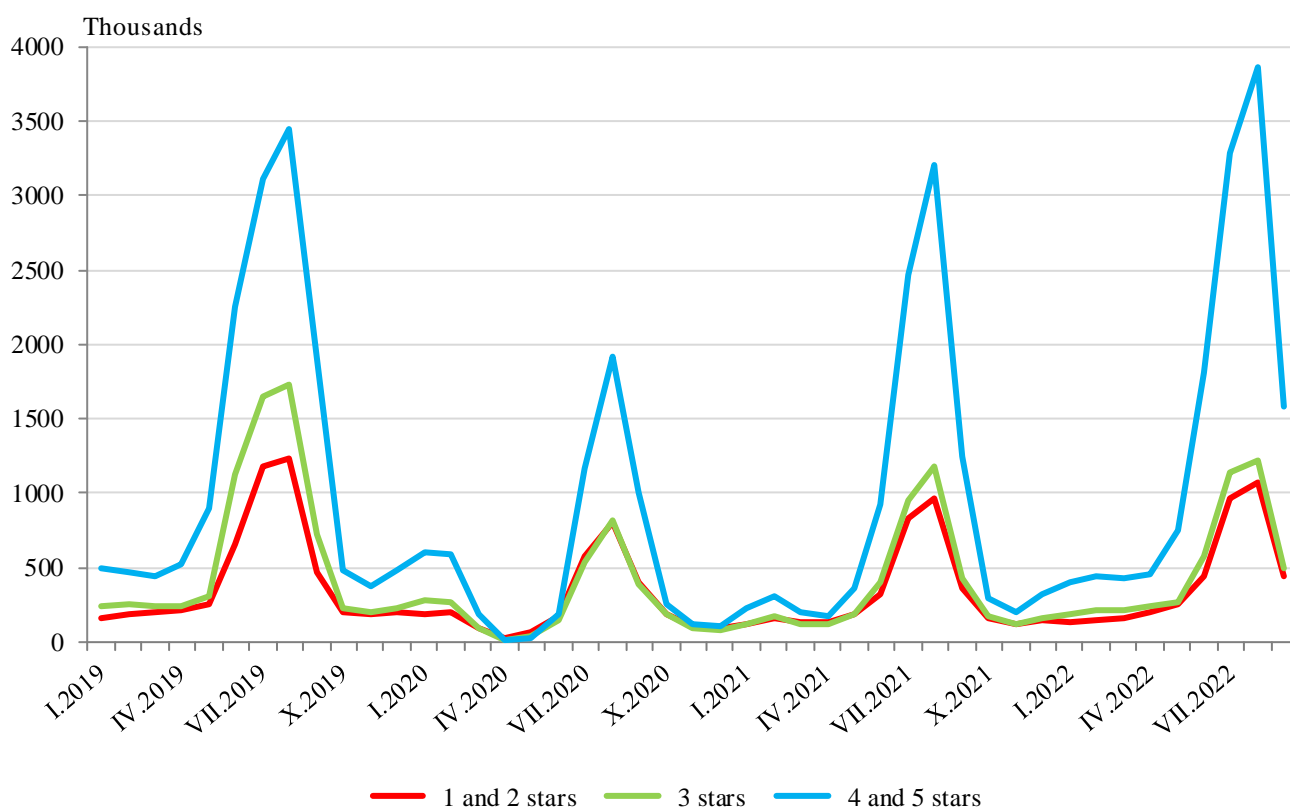
ACTIVITY OF ACCOMMODATION ESTABLISHMENTS¹ IN SEPTEMBER 2022

In September 2022, 3 124 accommodation establishments - hotels, motels, camping sites, mountain chalets and other establishments for short-term accommodation with more than 10 bed-places, functioned in the country (Annex, Table 1) with 134.2 thousand rooms and 303.2 thousand bed-places in them. In comparison with September 2021, the total number of accommodation establishments (functioned during the period) increased by 19.6% and the bed-places in them - by 18.6%.

The total number of nights spent in all accommodation establishments in September 2022 was 2 522.5 thousand, or by 24.6% more in comparison with the same month of the previous year. The nights spent by non-residents were 1 422.3 thousand and by Bulgarian residents - 1 100.2 thousand.

In September 2022, 78.5% of all nights spent by non-residents and 42.6% of all nights spent by Bulgarian residents were realized in 4 and 5 stars hotels. In 3 star accommodation establishments, were spent 14.7% of all nights by non-residents and 25.7% of all nights by Bulgarian residents, while in the rest of the accommodation establishments (with 1 and 2 stars), they were 6.8% and 31.7%, respectively.

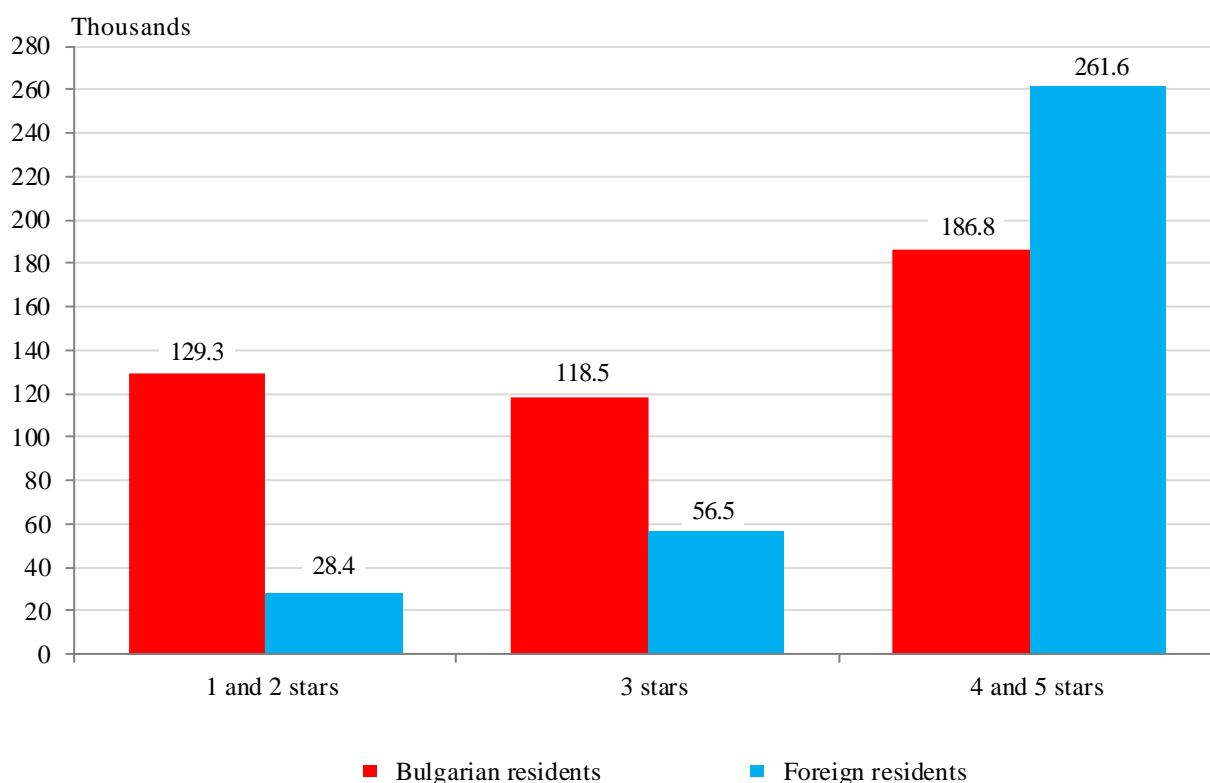
Figure 1. Nights spent in accommodation establishments by categories and months



¹ According to instructions from Eurostat, the refugees from Ukraine are not included in the survey.

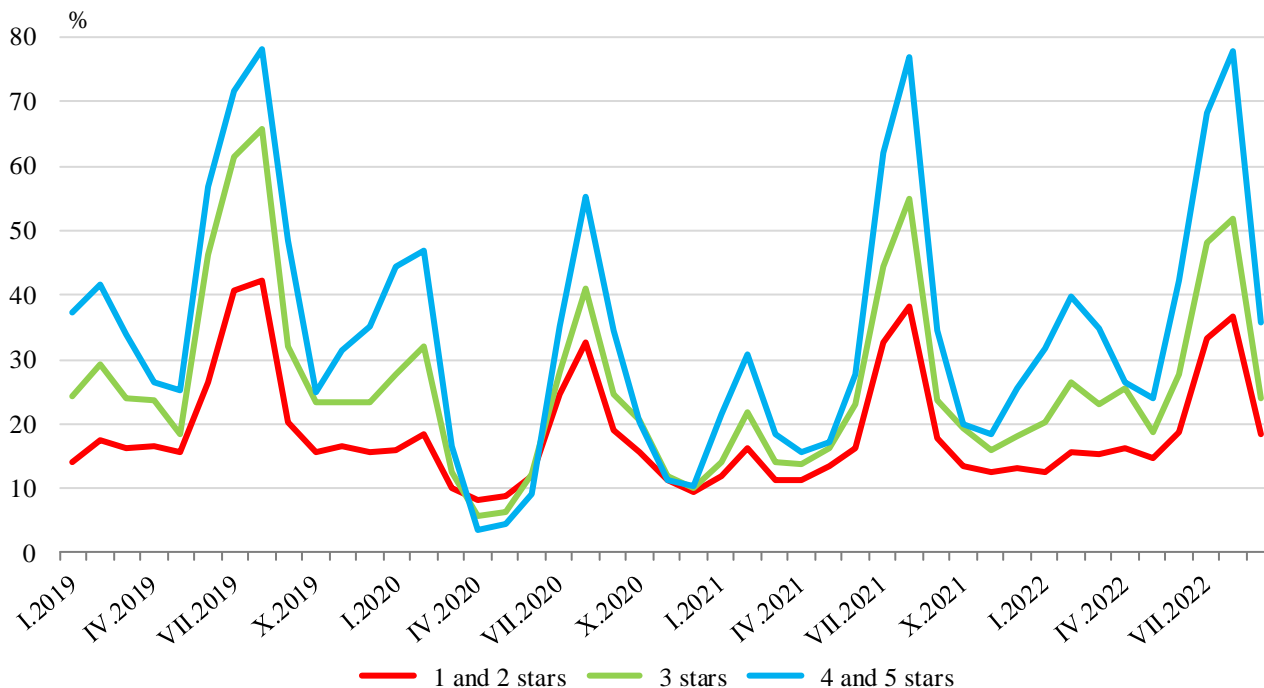
In September 2022, the number of arrivals in all accommodation establishments increased by 26.0% compared to the same month of 2021, and reached 781.0 thousand. Bulgarian residents spent nights in accommodation establishments in September 2022 were 434.5 thousand and spent 2.5 nights on average. The arrivals of non-residents were 346.5 thousand, and had 4.1 nights on average, as 75.5% of them spent nights in hotels with 4 and 5 stars.

Figure 2. Arrivals in accommodation establishments by categories in September 2022



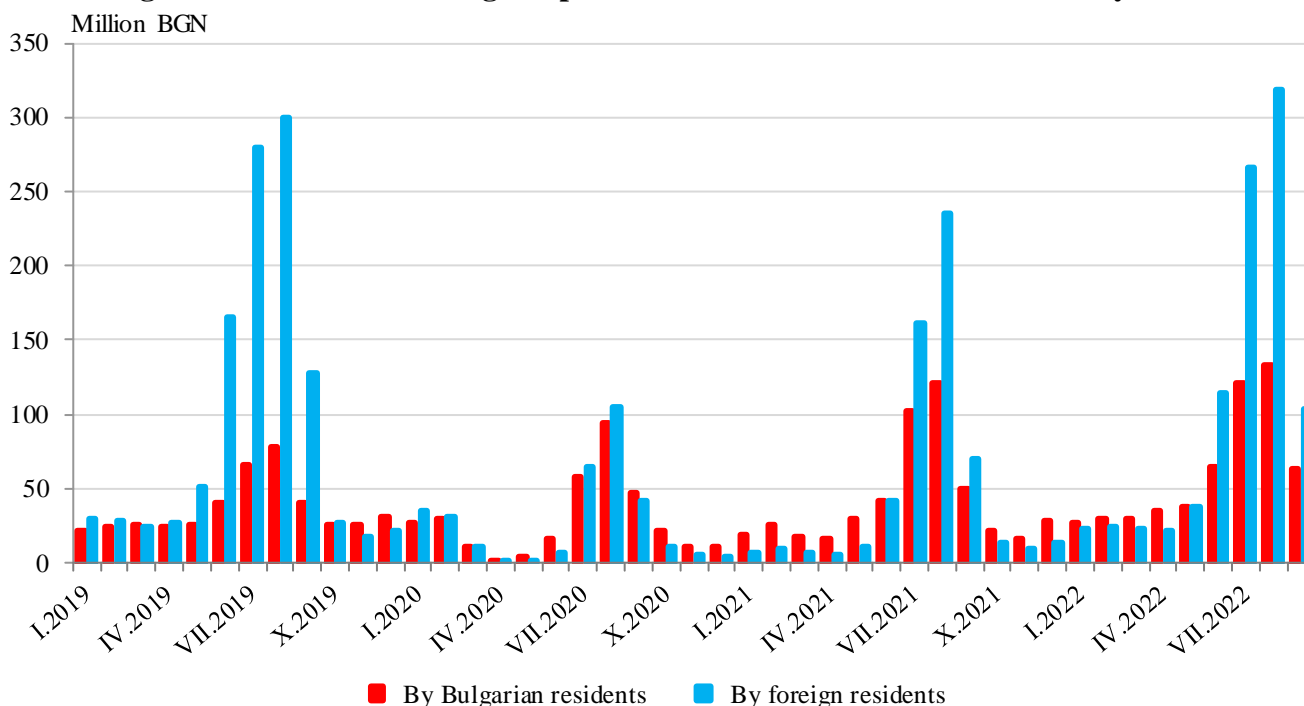
In September 2022, the total occupancy of the bed-places in accommodation establishments was 28.3% and increased by 0.9 percentage points compared to September 2021. The highest occupancy of the bed-places was in 4 and 5 stars accommodation establishments - 35.6%, followed by 3 star accommodation establishments - 24.1%, and with 1 and 2 stars - 18.4%.

Figure 3. Occupation of the bed-places in accommodation establishments by categories and months



The total revenues from nights spent in September 2022 increased by 39.3% compared to September 2021 and reached 165.8 million BGN, as 103.0 million BGN were from non-residents and 62.8 million BGN - from Bulgarian residents.

Figure 4. Revenues from nights spent in accommodation establishments by months





Methodological notes

Since 2012, the statistical survey on **accommodation establishments** has been carried out monthly in compliance with the Regulation 692/2011 of the European Parliament and of the Council concerning European statistics on tourism and the Regulation 1051/2011 of the Commission implementing Regulation 692/2011 of the European Parliament and of the Council concerning European statistics on tourism, as regards the structure of the quality reports and the transmission of the data.

All categorized hotels, camping sites and other types of accommodation establishments with more than 10 bed-places in use during the reporting period are included in the observation.

The indicator **other accommodation establishments** includes holiday settlements, hostels, guest houses, bungalows, rest houses, mountain chalets, private rooms and flats and other establishments for short accommodation.

Available Bed Capacity is the maximum number of bed-places on offer for each day of the reference month.

The **revenues from nights spent** in accommodation establishments include the sums paid by the guests, without the extra services.



Annex

Table 1

Activity of accommodation establishments in September 2022¹

Districts	Establishments - in numbers	Bed-places - in numbers	Available bed-nights - in numbers	Nights spent - in numbers		Arrivals in accommodation establishments - in numbers		Revenues from nights spent - Thousand BGN	
				Total	Of which: By non-residents	Total	Of which: Non-residents	Total	Of which: By non-residents
Total	3124	303242	8919386	2522501	1422314	781039	346494	165835	103041
Blagoevgrad	172	12955	385360	93481	15854	42220	6141	6902	1254
Burgas	702	121496	3540184	1082859	760131	226557	140024	67941	50842
Varna	313	55740	1639015	451152	341041	115228	75514	30301	23986
Veliko Tarnovo	132	4567	136950	30039	7393	17224	5080	1575	507
Vidin	33	1020	31800	7772	1221	4986	877	429	76
Vratsa	36	1243	36960	9418	1392	4420	420	348	66
Gabrovo	73	3484	102220	19030	1583	8965	605	793	96
Dobrich	150	25044	749660	137877	80646	39875	20583	10251	6564
Kardzhali	74	2346	69140	13960	1148	8248	591	827	59
Kyustendil	97	3424	102420	18157	1655	10264	964	1110	131
Lovech	93	3981	116437	25968	1708	12422	877	1530	82
Montana	37	1381	41430	8499	468	3175	202	339	27
Pazardzhik	88	6915	205497	87361	5873	30917	1517	5808	435
Pernik	13	556	16680	4086	680	1787	339	160	40
Pleven	25	1307	39210	14071	6576	5812	1243	550	268
Plovdiv	251	12023	354090	118026	26334	56979	12318	7185	1895
Razgrad	15	566	16980	5711	1474	2293	478	254	81
Ruse	62	2326	69556	17405	4985	10706	3123	973	337
Silistra	24	766	22980	4113	481	2245	283	198	32
Sliven	47	1491	44730	7662	1762	4912	665	472	141
Smolyan	212	9121	266335	46767	3115	20087	1274	2280	176
Sofia	87	6191	184370	34136	4922	16271	2188	1862	332
Sofia (stolitsa)	151	14978	443824	205299	137479	102174	64570	19190	14545
Stara Zagora	66	4916	142844	45488	6065	16169	2095	2596	421
Targovishte	14	525	15750	3405	1300	1761	461	264	120
Haskovo	64	2550	75064	18357	4634	9097	3009	1075	392
Shumen	73	1627	48810	7600	1667	4315	775	374	92
Yambol	20	703	21090	4802	727	1930	278	248	44

¹ In use.