

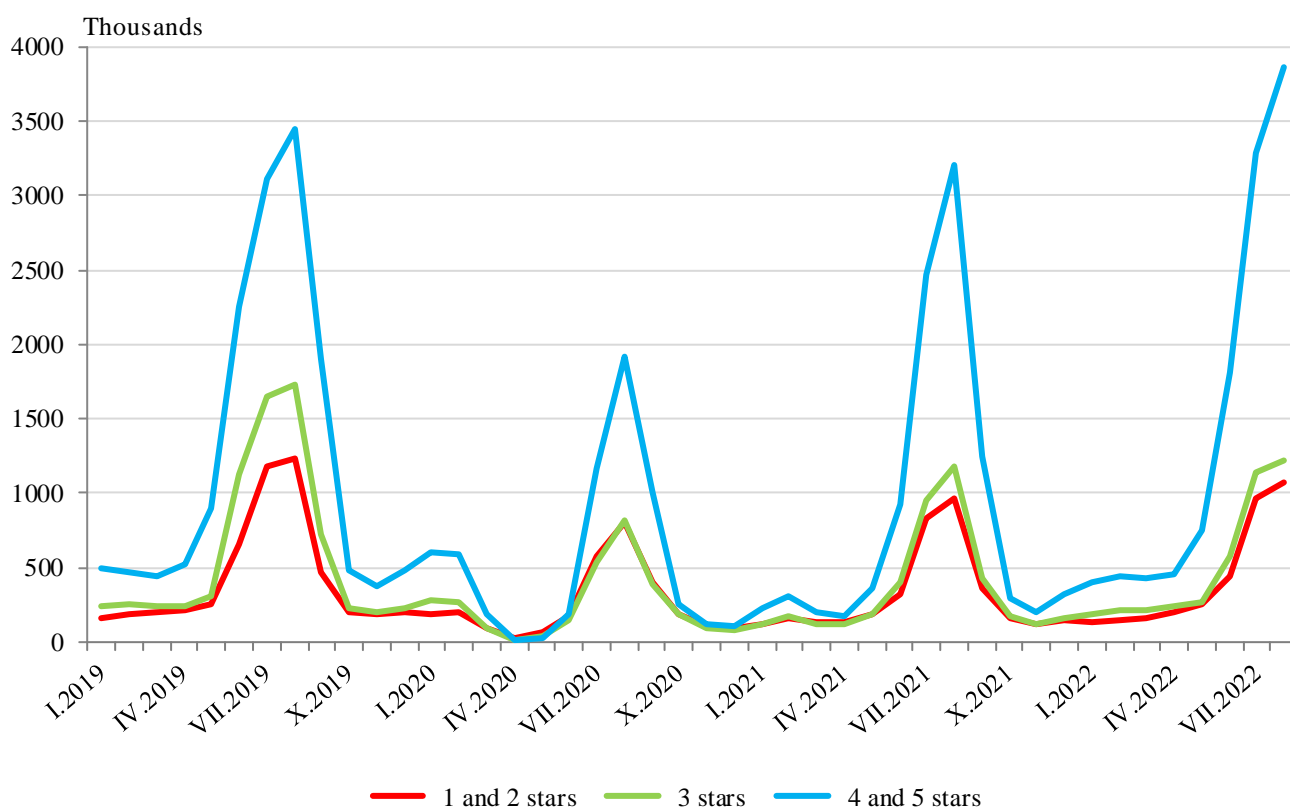
## ACTIVITY OF ACCOMMODATION ESTABLISHMENTS<sup>1</sup> IN AUGUST 2022

In August 2022, 3 624 accommodation establishments - hotels, motels, camping sites, mountain chalets and other establishments for short-term accommodation with more than 10 bed-places, functioned in the country (Annex, Table 1) with 144.3 thousand rooms and 331.7 thousand bed-places in them. In comparison with August 2021, the total number of accommodation establishments (functioned during the period) increased by 18.5% and the bed-places in them - by 15.4%.

The total number of nights spent in all accommodation establishments in August 2022 was 6 152.8 thousand, or by 14.8% more in comparison with the same month of the previous year. The nights spent by foreign citizens were 3 841.5 thousand and by Bulgarian residents - 2 311.3 thousand.

In August 2022, 76.4% of all nights spent by foreign citizens and 40.1% of all nights spent by Bulgarian residents were realized in 4 and 5 stars hotels. In 3 star accommodation establishments, were spent 16.6% of all nights by foreign citizens and 25.4% of all nights by Bulgarian residents, while in the rest of the accommodation establishments (with 1 and 2 stars), they were 7.0% and 34.5%, respectively.

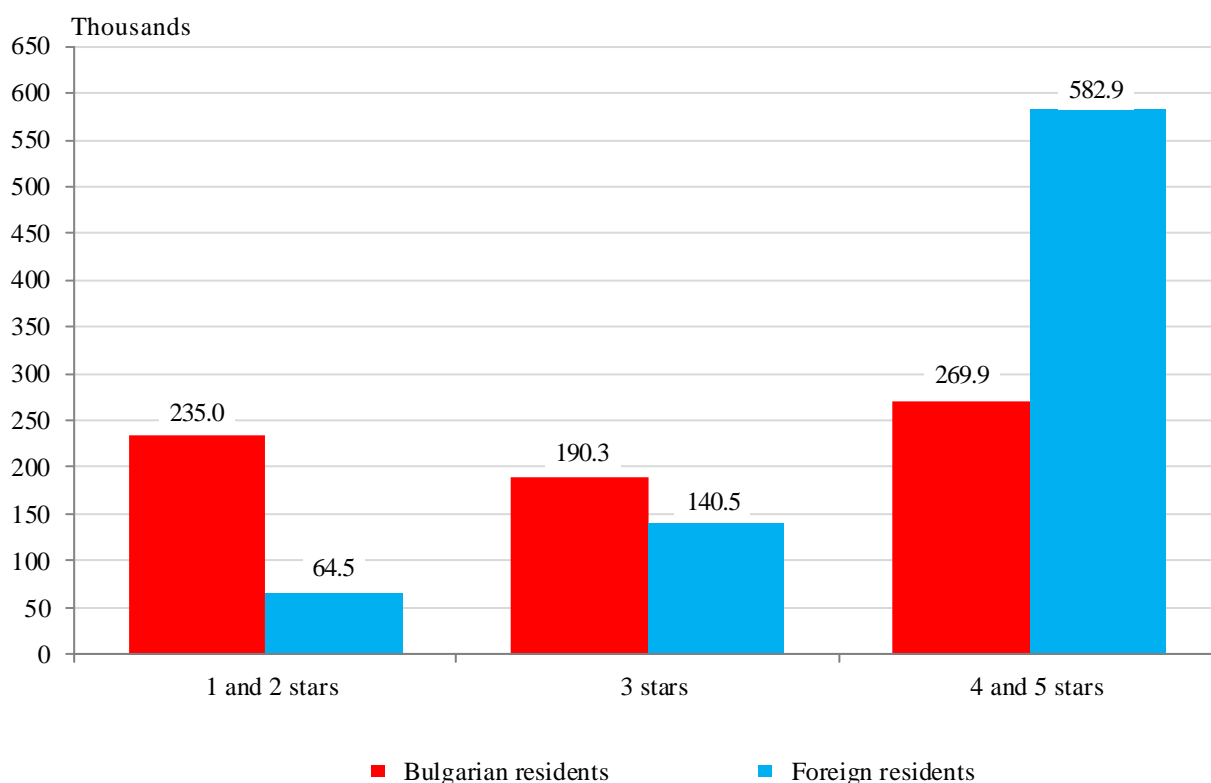
**Figure 1. Nights spent in accommodation establishments by categories and months**



<sup>1</sup> According to instructions from Eurostat the refugees from Ukraine are not included in the survey.

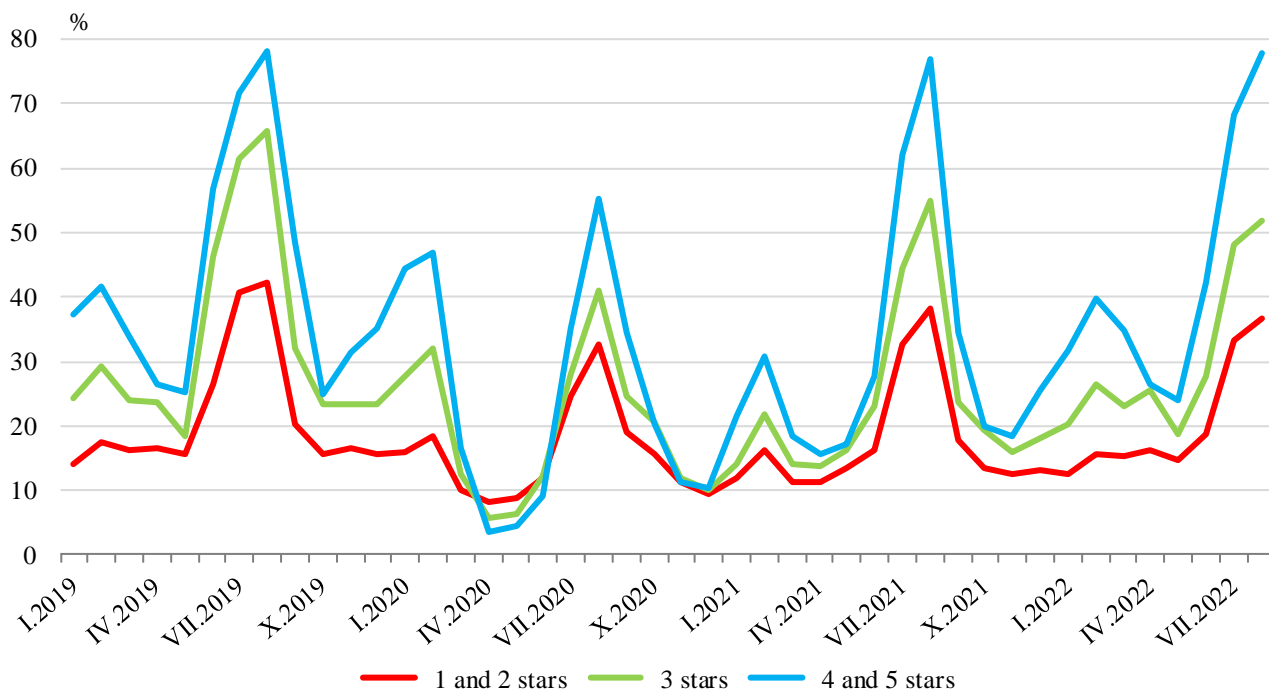
In August 2022, the number of arrivals in all accommodation establishments increased by 11.9% compared to the same month of 2021, and reached 1 483.2 thousand. Bulgarian residents spent nights in accommodation establishments in August 2022 were 695.2 thousand and spent 3.3 nights on average. The arrivals of foreigners were 788.0 thousand, and had 4.9 nights on average, as 74.0% of them spent nights in hotels with 4 and 5 stars.

**Figure 2. Arrivals in accommodation establishments by categories in August 2022**



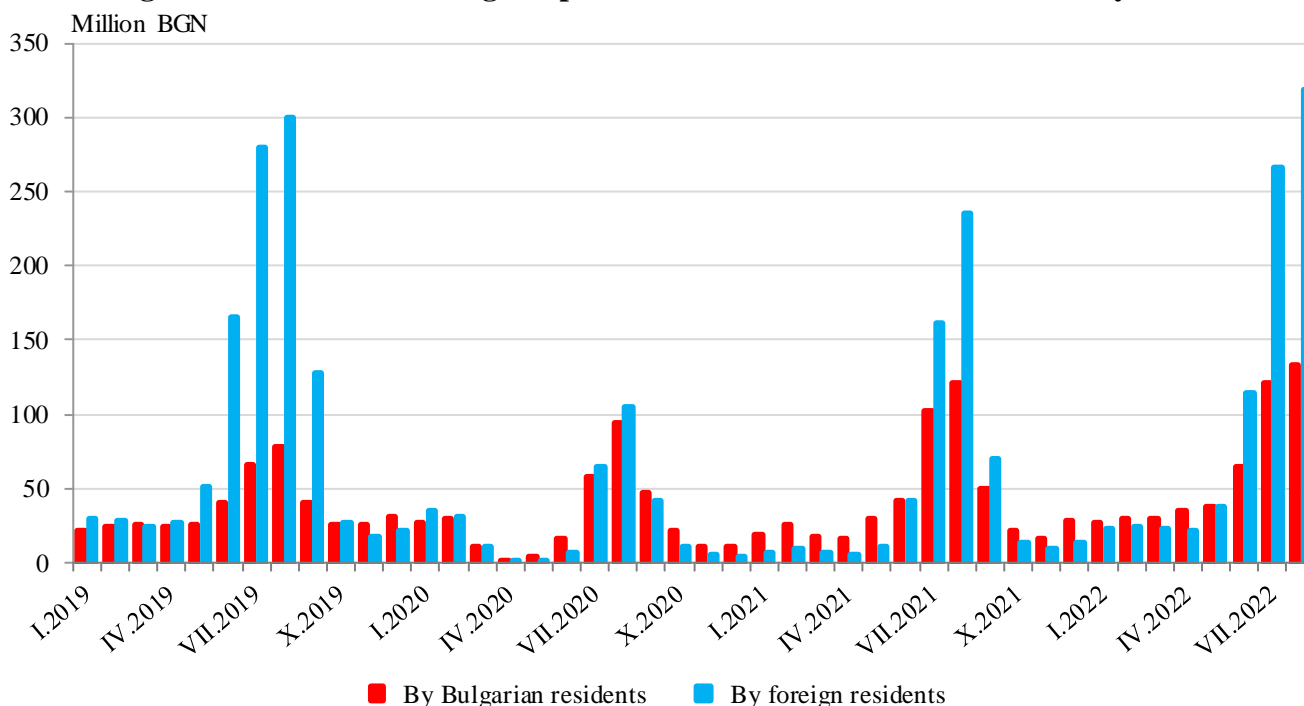
In August 2022, the total occupancy of the bed-places in accommodation establishments was 60.2% and decreased by 0.3 percentage points compared to August 2021. The highest occupancy of the bed-places was in 4 and 5 stars accommodation establishments - 78.0%, followed by 3 star accommodation establishments - 52.0%, and with 1 and 2 stars - 36.7%.

**Figure 3. Occupation of the bed-places in accommodation establishments by categories and months**



The total revenues from nights spent in August 2022 increased by 26.3% compared to August 2021 and reached 451.2 million BGN, as 318.0 million BGN were from foreign citizens and 133.2 million BGN - from Bulgarian residents.

**Figure 4. Revenues from nights spent in accommodation establishments by months**





## Methodological notes

Since 2012, the statistical survey on **accommodation establishments** has been carried out monthly in compliance with the Regulation 692/2011 of the European Parliament and of the Council concerning European statistics on tourism and the Regulation 1051/2011 of the Commission implementing Regulation 692/2011 of the European Parliament and of the Council concerning European statistics on tourism, as regards the structure of the quality reports and the transmission of the data.

All categorized hotels, camping sites and other types of accommodation establishments with more than 10 bed-places in use during the reporting period are included in the observation.

The indicator **other accommodation establishments** includes holiday settlements, hostels, guest houses, bungalows, rest houses, mountain chalets, private rooms and flats and other establishments for short accommodation.

**Available Bed Capacity** is the maximum number of bed-places on offer for each day of the reference month.

The **revenues from nights spent** in accommodation establishments include the sums paid by the guests, without the extra services.

Annex

Table 1

Activity of accommodation establishments in August 2022<sup>1</sup>

Districts	Establishments - in numbers	Bed-places - in numbers	Available bed-nights - in numbers	Nights spent - in numbers		Arrivals in accommodation establishments - in numbers		Revenues from nights spent - Thousand BGN	
				Total	Of which: By foreign citizens	Total	Of which: Foreign citizens	Total	Of which: By foreign citizens
<b>Total</b>	<b>3624</b>	<b>331734</b>	<b>10218722</b>	<b>6152781</b>	<b>3841491</b>	<b>1483212</b>	<b>787982</b>	<b>451243</b>	<b>318040</b>
Blagoevgrad	178	13050	401716	139325	25412	54680	9791	9297	1835
Burgas	1001	138574	4256214	3216353	2154558	616613	374388	233538	173068
Varna	390	61091	1892743	1337683	1070932	289455	217406	112664	95956
Veliko Tarnovo	141	4775	147912	39943	10471	21497	6996	2088	719
Vidin	35	1060	34700	9087	1497	5282	1156	432	79
Vratsa	36	1243	38080	10460	1514	4959	726	359	72
Gabrovo	71	3361	101776	29089	1836	12147	779	1139	95
Dobrich	183	28963	895277	491605	349768	107649	71744	38190	28224
Kardzhali	76	2327	70807	19898	1603	11476	951	1179	78
Kyustendil	102	3792	117382	26857	2709	13677	1395	1481	195
Lovech	95	3946	121087	44834	2825	18682	1427	2540	128
Montana	39	1419	43466	12333	821	4367	259	470	43
Pazardzhik	90	6961	209717	127426	7622	40783	1905	8285	624
Pernik	13	556	17236	3876	658	2033	506	166	37
Pleven	24	1275	39525	9942	3472	5475	1508	486	182
Plovdiv	256	12008	367769	133058	26597	57474	12178	7467	1788
Razgrad	15	566	17546	5647	1356	2681	633	265	76
Ruse	62	2326	72106	19449	6760	12300	4639	1024	418
Silistra	23	742	22932	5041	795	2900	555	237	51
Sliven	47	1514	46934	10332	1944	5963	684	568	137
Smolyan	271	10725	332024	104435	5133	35206	1913	5135	308
Sofia	92	6431	198601	65341	8181	21517	2871	3123	529
Sofia (stolitsa)	151	14786	458366	204423	141256	100595	66030	16269	12415
Stara Zagora	65	4906	150702	52766	5781	18065	2587	2940	388
Targovishte	14	525	16261	3455	819	1797	276	233	64
Haskovo	64	2555	78176	19205	5349	9418	3543	1119	426
Shumen	70	1553	48143	6917	1189	4250	738	347	71
Yambol	20	704	21524	4001	633	2271	398	202	34

<sup>1</sup> In use.