

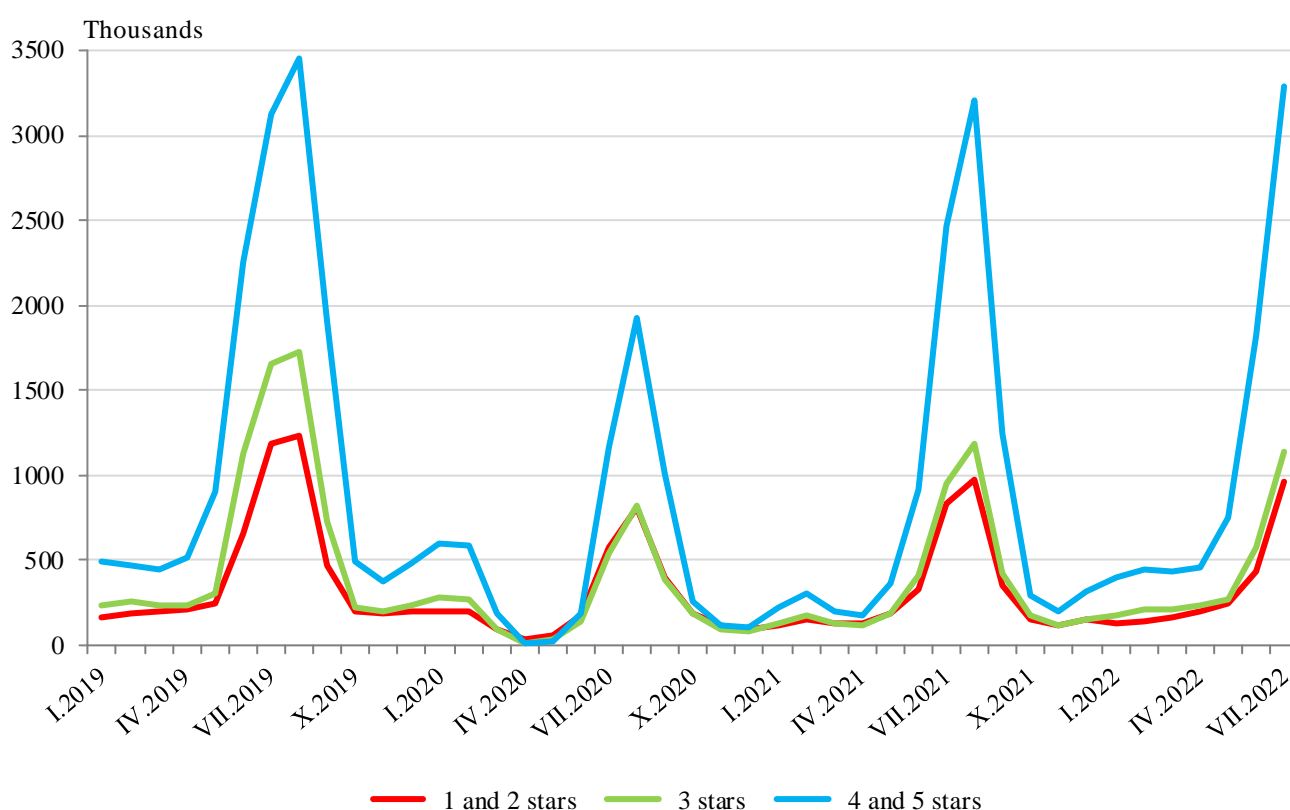
ACTIVITY OF ACCOMMODATION ESTABLISHMENTS¹ IN JULY 2022

In July 2022, 3 615 accommodation establishments - hotels, motels, camping sites, mountain chalets and other establishments for short-term accommodation with more than 10 bed-places, functioned in the country (Annex, Table 1) with 144.0 thousand rooms and 327.9 thousand bed-places in them. In comparison with July 2021, the total number of accommodation establishments (functioned during the period) increased by 18.2% and the bed-places in them - by 16.0%.

The total number of nights spent in all accommodation establishments in July 2022 was 5 385.2 thousand, or by 26.7% more in comparison with the same month of the previous year. The nights spent by foreigners were 3 309.8 thousand and by Bulgarians - 2 075.4 thousand.

In July 2022, 75.0% of all nights spent by foreign citizens and 38.8% of all nights spent by Bulgarian residents were realized in 4 and 5 stars hotels. In 3 star accommodation establishments, were spent 17.7% of all nights by foreigners and 26.5% of all nights by Bulgarian residents, while in the rest of the accommodation establishments (with 1 and 2 stars), they were 7.3% and 34.7%, respectively.

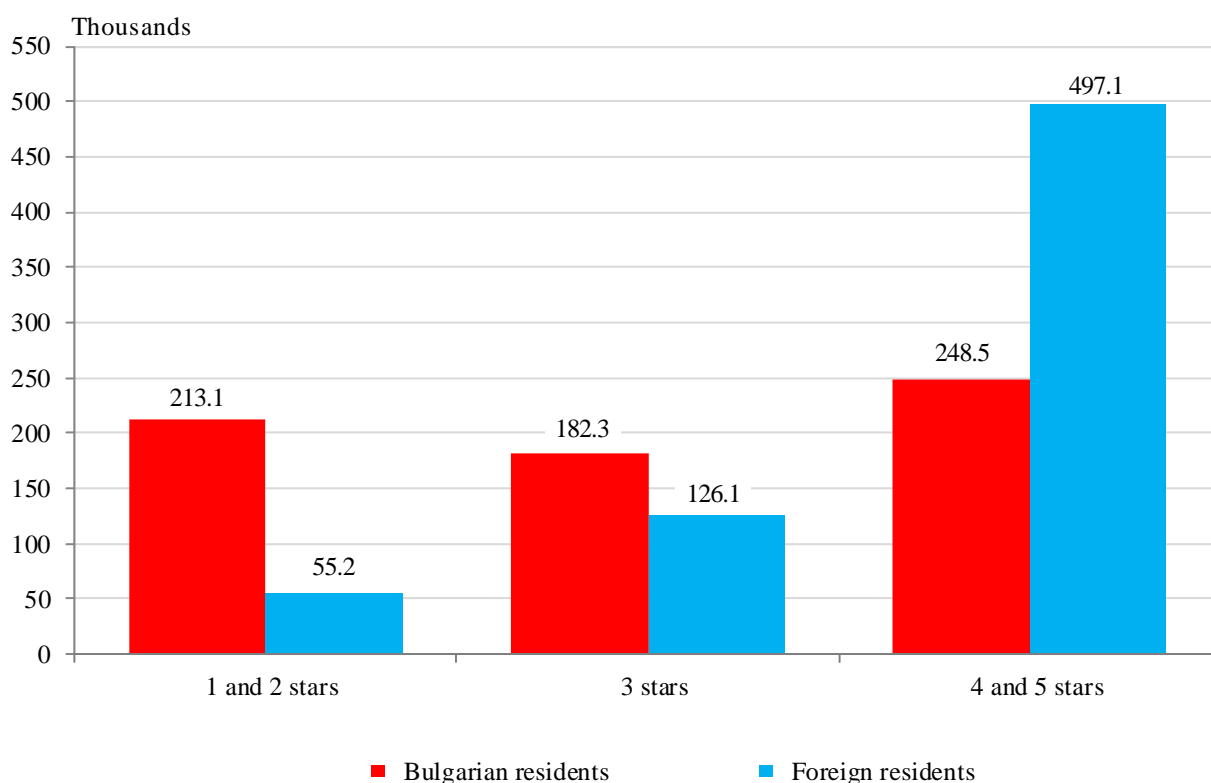
Figure 1. Nights spent in accommodation establishments by categories and months



¹ According to instructions from Eurostat the refugees from Ukraine are not included in the survey.

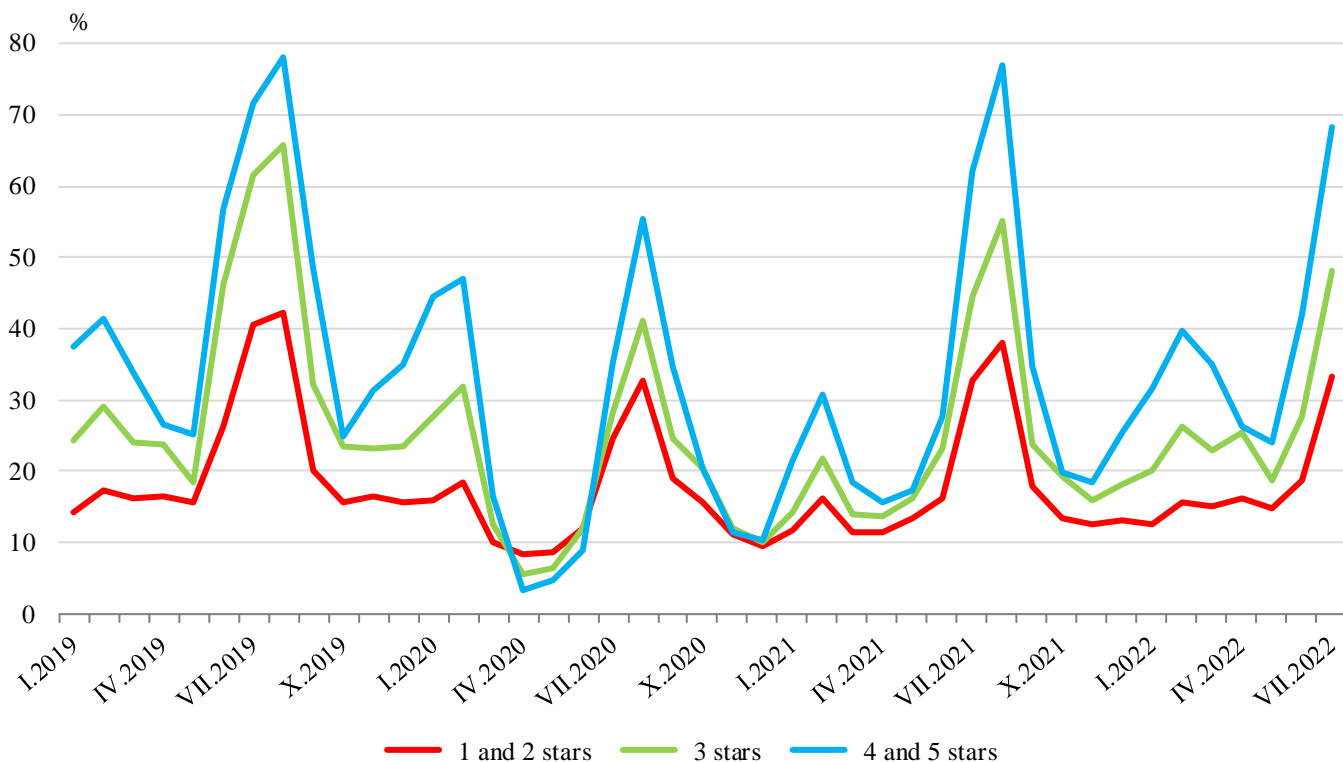
In July 2022, the number of arrivals in all accommodation establishments increased by 18.2% compared to the same month of 2021, and reached 1 322.3 thousand. Bulgarian residents spent nights in accommodation establishments in July 2022 were 643.9 thousand and spent 3.2 nights on average. The arrivals of foreigners were 678.4 thousand, and had 4.9 nights on average, as 73.3% of them spent nights in hotels with 4 and 5 stars.

Figure 2. Arrivals in accommodation establishments by categories in July 2022



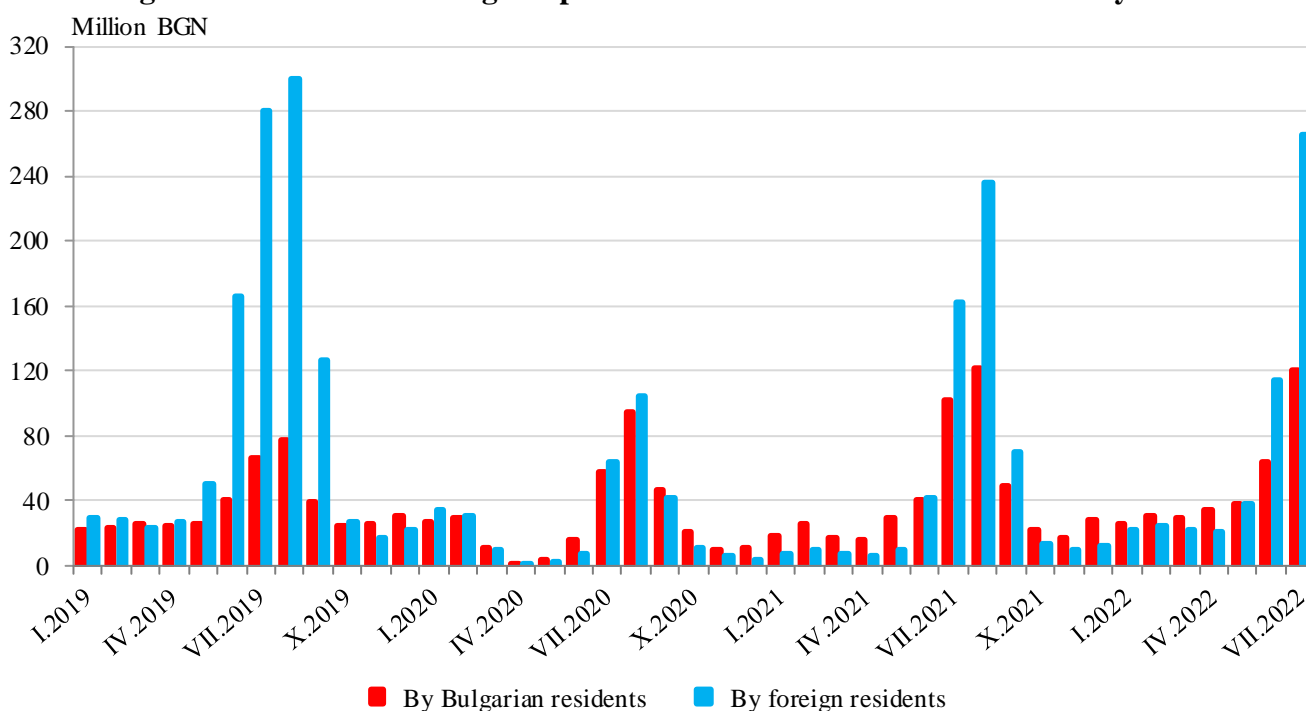
In July 2022, the total occupancy of the bed-places in accommodation establishments was 53.4% and increased by 4.3 percentage points compared to July 2021. The highest occupancy of the bed-places was in 4 and 5 stars accommodation establishments - 68.3%, followed by 3 star accommodation establishments - 48.0%, and with 1 and 2 stars - 33.2%.

Figure 3. Occupation of the bed-places in accommodation establishments by categories and months



The total revenues from nights spent in July 2022 increased by 46.7% compared to July 2021 and reached 386.6 million BGN. An increase in revenues from both foreigners by 64.5% and Bulgarian residents - by 18.4% was registered.

Figure 4. Revenues from nights spent in accommodation establishments by months





Methodological notes

Since 2012, the statistical survey on **accommodation establishments** has been carried out monthly in compliance with the Regulation 692/2011 of the European Parliament and of the Council concerning European statistics on tourism and the Regulation 1051/2011 of the Commission implementing Regulation 692/2011 of the European Parliament and of the Council concerning European statistics on tourism, as regards the structure of the quality reports and the transmission of the data.

All categorized hotels, camping sites and other types of accommodation establishments with more than 10 bed-places in use during the reporting period are included in the observation.

The indicator **other accommodation establishments** includes holiday settlements, hostels, guest houses, bungalows, rest houses, mountain chalets, private rooms and flats and other establishments for short accommodation.

Available Bed Capacity is the maximum number of bed-places on offer for each day of the reference month.

The **revenues from nights spent** in accommodation establishments include the sums paid by the guests, without the extra services.



Annex

Table 1

Activity of accommodation establishments in July 2022¹

Districts	Establishments - in numbers	Bed-places - in numbers	Available bed-nights - in numbers	Nights spent - in numbers		Arrivals in accommodation establishments - in numbers		Revenues from nights spent - Thousand BGN	
				Total	Of which: By foreigners	Total	Of which: Foreigners	Total	Of which: By foreigners
Total	3615	327910	10080120	5385233	3309842	1322312	678431	386611	265968
Blagoevgrad	171	12853	393352	112726	24373	43873	8779	7241	1821
Burgas	996	136676	4203106	2834988	1900785	542138	328060	204264	148728
Varna	390	58648	1817701	1153679	899965	252201	180243	92316	77355
Veliko Tarnovo	141	4890	151063	40173	9118	20905	6374	1948	582
Vidin	28	897	29047	8475	2376	3920	992	423	149
Vratsa	34	1216	37037	10679	1303	5239	661	368	59
Gabrovo	71	3449	104504	27049	1503	12988	773	1075	79
Dobrich	180	28716	866601	395074	261610	86784	52336	30088	20651
Kardzhali	73	2264	69169	16690	1862	10020	1214	1180	96
Kyustendil	103	3705	114442	24436	2637	12360	1418	1306	187
Lovech	93	3898	119285	38833	2241	15444	1044	2170	89
Montana	39	1419	43909	11199	588	4300	265	407	31
Pazardzhik	87	6684	200635	101753	8382	34026	1830	6262	573
Pernik	13	520	16120	4482	810	2126	460	184	48
Pleven	25	1307	40517	10588	2470	6009	1171	523	133
Plovdiv	263	12685	391032	137207	26794	61447	11589	7859	1807
Razgrad	16	598	18538	5154	1377	2712	653	232	74
Ruse	62	2326	71644	17536	5388	10952	3924	932	349
Silistra	24	766	23676	4881	707	2962	553	231	46
Sliven	53	1989	60478	8796	1865	5663	697	479	127
Smolyan	268	10612	327704	80593	4323	29349	1908	3842	249
Sofia	100	6700	206691	53484	6502	20048	2480	2805	420
Sofia (stolitsa)	151	14974	463976	198368	129035	101215	64419	15770	11404
Stara Zagora	64	4750	145041	54745	6150	19145	2194	2874	347
Targovishte	15	591	18307	4020	632	1929	274	232	51
Haskovo	63	2544	77322	18355	5296	8654	3244	1054	400
Shumen	72	1529	47399	7291	1216	4304	666	355	74
Yambol	20	704	21824	3979	534	1599	210	191	39

¹ In use.