

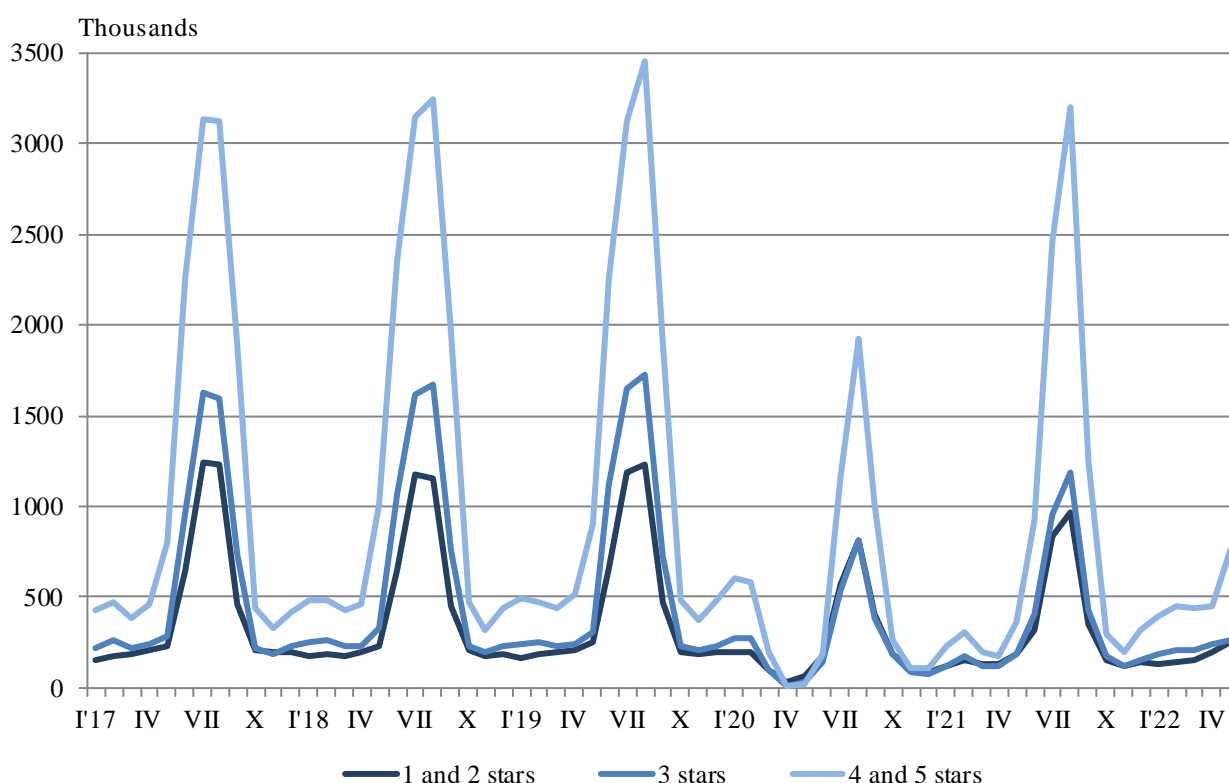
ACTIVITY OF ACCOMMODATION ESTABLISHMENTS¹ IN MAY 2022

In May 2022, 2 373 accommodation establishments - hotels, motels, camping sites, mountain chalets and other establishments for short-term accommodation with more than 10 bed-places, functioned in the country (Annex, Table 1). The total number of rooms in them was 94.2 thousand and the bed-places were 207.2 thousand. In comparison with May 2021, the total number of accommodation establishments (functioned during the period) increased by 16.2% and the bed-places in them - by 34.9%.

The total number of nights spent in all accommodation establishments registered in May 2022 was 1 263.1 thousand, or by 72.6% more in comparison with the same month of the previous year. The nights spent by Bulgarian residents were 657.1 thousand and by foreigners - 606.0 thousand.

In May 2022, 78.2% of all nights spent by foreign citizens and 42.7% of all nights spent by Bulgarians were realized in 4 and 5 stars hotels. In 3 star accommodation establishments, were spent 12.2% of all nights by foreigners and 28.8% of all nights by Bulgarian residents, while in the rest of the accommodation establishments (with 1 and 2 stars), they were 9.6% and 28.5%, respectively.

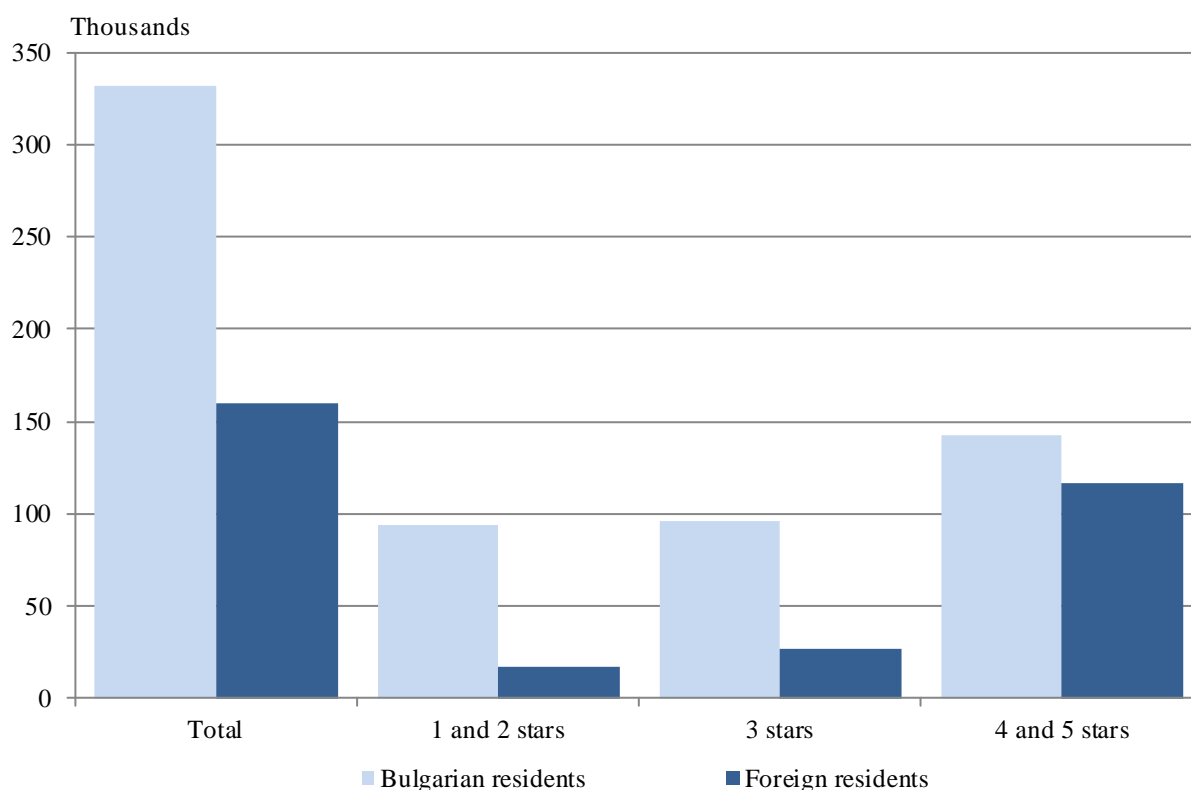
Figure 1. Nights spent in accommodation establishments by categories and months



¹ According to instructions from Eurostat the refugees from Ukraine are not included in the survey.

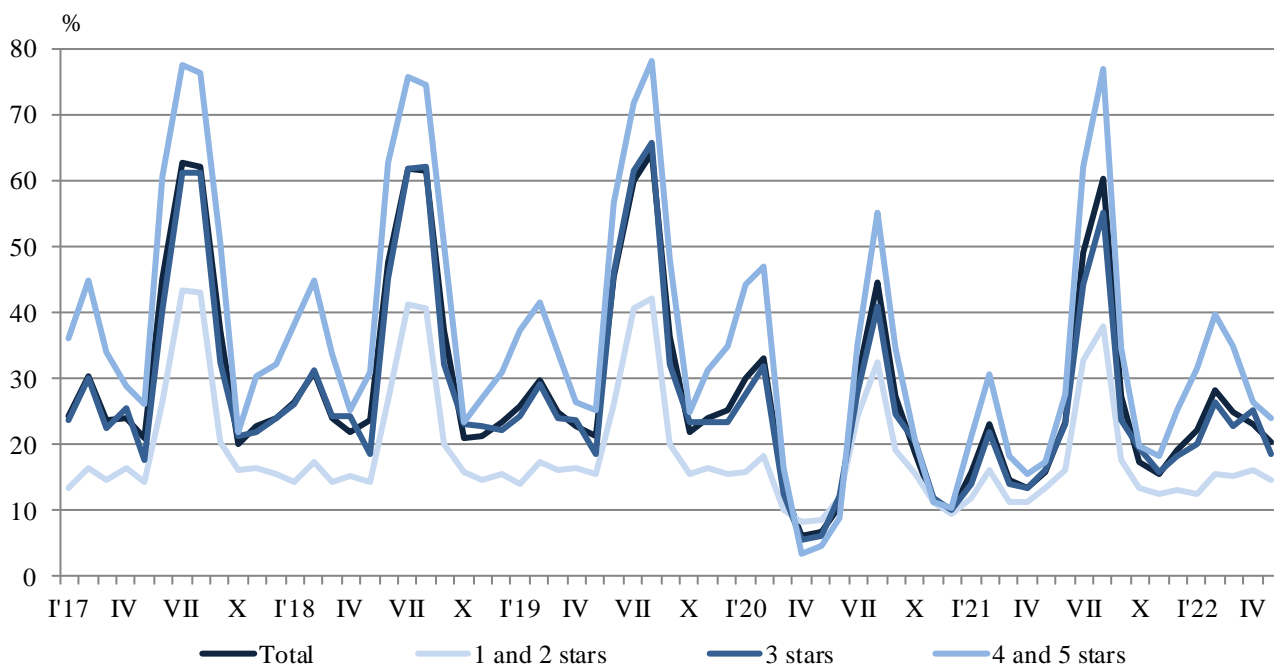
In May 2022, the number of arrivals in all accommodation establishments increased by 41.2% compared to the same month of 2021, and reached 492.0 thousand. Bulgarians spent nights in accommodation establishments in May 2022 were 332.0 thousand and spent 2.0 nights on average. The arrivals of foreigners were 160.0 thousand, and had 3.8 nights on average, as 72.7% of them spent nights in hotels with 4 and 5 stars.

Figure 2. Arrivals in accommodation establishments by categories in May 2022



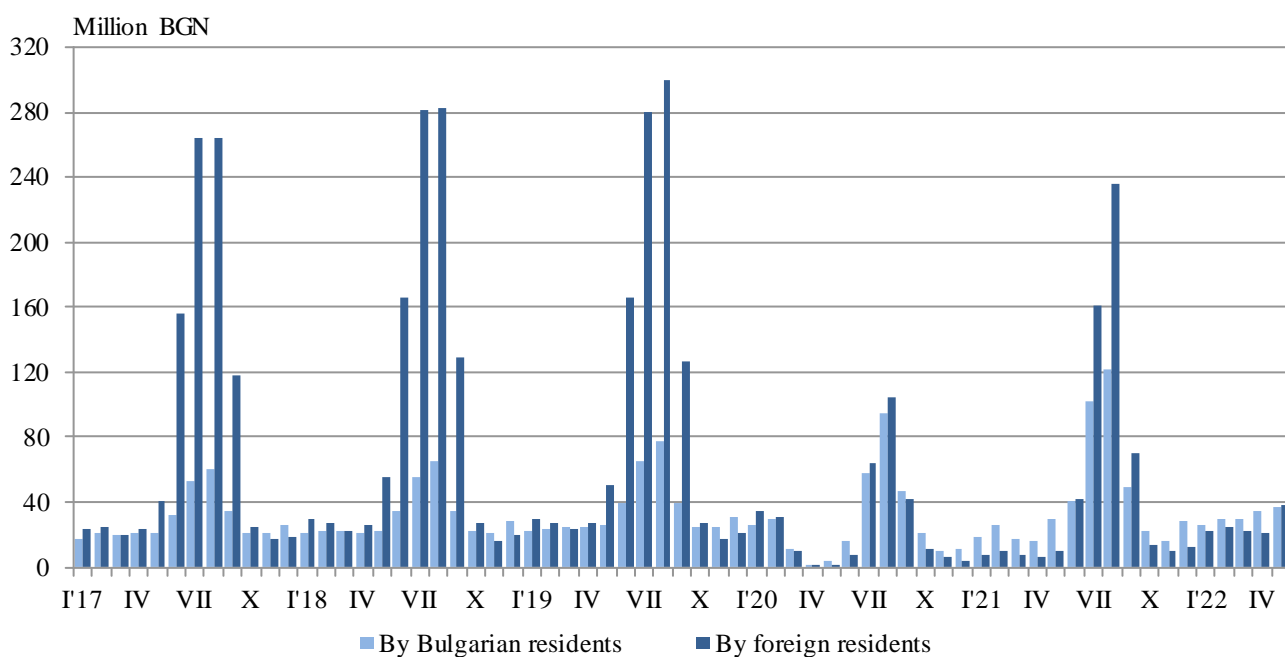
In May 2022, the total occupancy of the bed-places in accommodation establishments was 20.3% and increased by 4.4 percentage points compared to May 2021. The highest occupancy of the bed-places was in 4 and 5 stars accommodation establishments - 24.0%, followed by 3 star accommodation establishments - 18.6%, and with 1 and 2 stars - 14.7%.

Figure 3. Occupation of the bed-places in accommodation establishments by categories and months



The total revenues from nights spent in May 2022 reached 75.6 million BGN, as 38.1 million BGN were from foreigners and 37.5 million BGN - from Bulgarians.

Figure 4. Revenues from nights spent in accommodation establishments by months





Methodological notes

Since 2012, the statistical survey on **accommodation establishments** has been carried out monthly in compliance with the Regulation 692/2011 of the European Parliament and of the Council concerning European statistics on tourism and the Regulation 1051/2011 of the Commission implementing Regulation 692/2011 of the European Parliament and of the Council concerning European statistics on tourism, as regards the structure of the quality reports and the transmission of the data.

All categorized hotels, camping sites and other types of accommodation establishments with more than 10 bed-places in use during the reporting period are included in the observation.

The indicator **other accommodation establishments** includes the holiday settlements, hostels, guest houses, bungalows, rest houses, mountain chalets, private rooms and flats and other establishments for short accommodation.

Available Bed Capacity is the maximum number of bed-places on offer for each day of the reference month.

In the **revenues from nights spent** in accommodation establishments are included the sums paid by the guests, without the extra services.



Annex

Table 1

Activity of accommodation establishments in May 2022¹

Districts	Establishments - in numbers	Bed-places - in numbers	Available bed-nights - in numbers	Nights spent - in numbers		Arrivals in accommodation establishments - in numbers		Revenues from nights spent - Thousand BGN	
				Total	Of which: By foreigners	Total	Of which: Foreigners	Total	Of which: By foreigners
Total	2373	207183	6220485	1263119	606032	492018	159984	75561	38083
Blagoevgrad	154	11688	344317	78409	13248	34774	4778	5098	836
Burgas	277	65719	1940807	315767	251033	66531	37542	15564	11691
Varna	201	34113	1026881	179605	125343	52832	26524	10711	7323
Veliko Tarnovo	125	4527	140060	27968	5204	16846	3073	1338	328
Vidin	26	841	27311	7091	2153	3376	502	336	105
Vratsa	35	1238	38378	12962	1236	6339	589	436	55
Gabrovo	73	3386	102518	19714	1837	10563	749	776	85
Dobrich	94	14370	413485	54315	28941	23926	10849	3390	1888
Kardzhali	54	1895	58438	10613	1190	6450	802	589	70
Kyustendil	78	2821	86997	14361	1800	8623	913	800	103
Lovech	83	3699	111533	23675	2543	11691	680	1221	92
Montana	36	1337	40974	8534	1143	3676	273	347	38
Pazardzhik	61	4989	149286	46878	3182	19631	989	3116	236
Pernik	14	572	17732	3879	612	1870	229	148	34
Pleven	26	1325	41075	9007	1745	4945	707	406	119
Plovdiv	226	11119	343788	104088	25865	51514	9504	6607	1973
Razgrad	15	537	16647	4174	937	2212	357	177	47
Ruse	53	2188	67828	16473	3918	9885	2316	914	262
Silistra	24	766	23676	5725	1122	2439	321	248	71
Sliven	44	1462	45322	7871	1934	4551	663	398	137
Smolyan	205	8202	249311	30914	1151	14915	634	1577	71
Sofia	89	6478	199564	22392	1826	11689	927	1226	130
Sofia (stolitsa)	146	13719	425289	180754	113908	89658	50658	15754	11482
Stara Zagora	66	4919	146800	44599	6274	16410	1600	2534	339
Targovishte	14	525	16261	2400	504	1459	215	162	40
Haskovo	64	2552	78400	19318	5770	8930	2941	1159	442
Shumen	69	1480	45631	6565	1146	4076	464	302	59
Yambol	21	716	22176	5068	467	2207	185	227	27

¹ In use.