

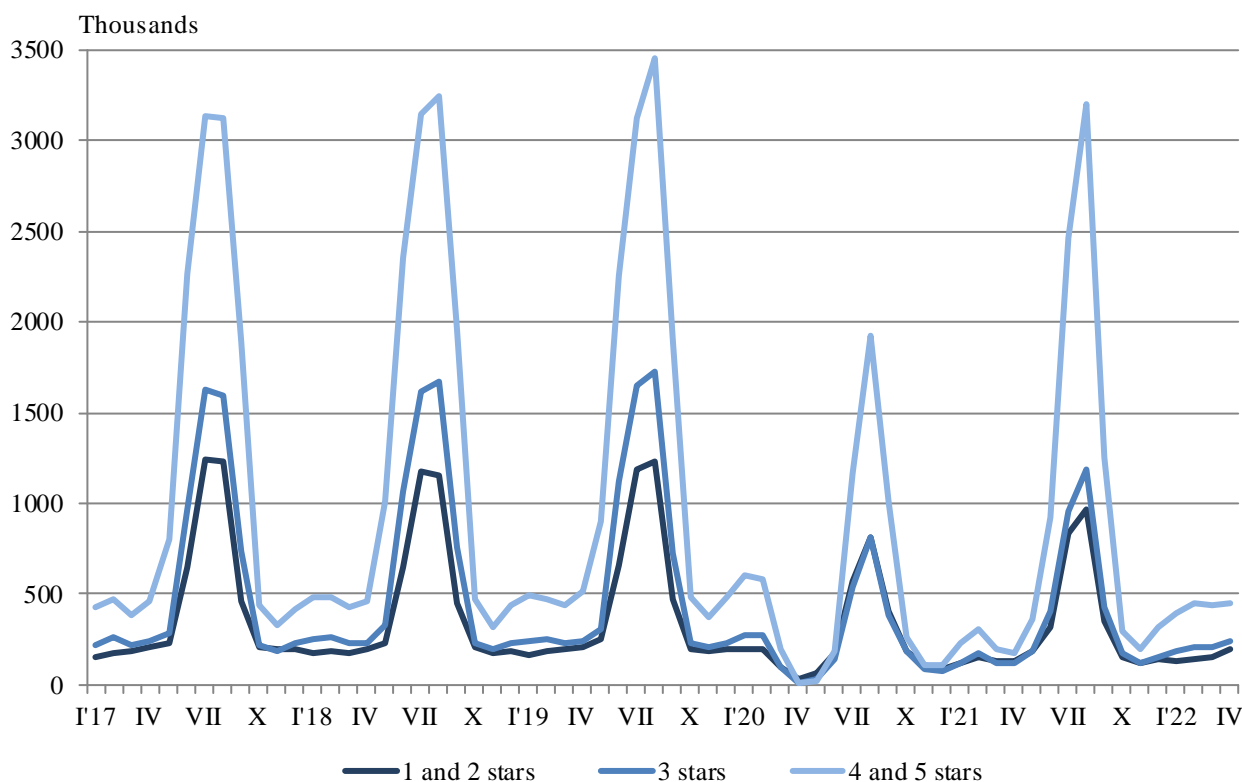
ACTIVITY OF ACCOMMODATION ESTABLISHMENTS¹ IN APRIL 2022

In April 2022, 1 991 accommodation establishments - hotels, motels, camping sites, mountain chalets and other establishments for short-term accommodation with more than 10 bed-places, functioned in the country (Annex, Table 1). The total number of rooms in them was 63.6 thousand and the bed-places were 135.4 thousand. In comparison with April 2021, the total number of accommodation establishments (functioned during the period) increased by 15.0% and the bed-places in them - by 30.4%.

The total number of nights spent in all accommodation establishments registered in April 2022 was 887.7 thousand, or by 114.6% more in comparison with the same month of the previous year. The nights spent by Bulgarian residents were 603.0 thousand and by foreigners - 284.7 thousand.

In April 2022, 70.4% of all nights spent by foreign citizens and 41.8% of all nights spent by Bulgarians were realized in 4 and 5 stars hotels. In 3 star accommodation establishments were spent 20.2% of all nights by foreigners and 29.8% of all nights by Bulgarian residents, while in the rest of the accommodation establishments (with 1 and 2 stars), they were 9.4% and 28.4%, respectively.

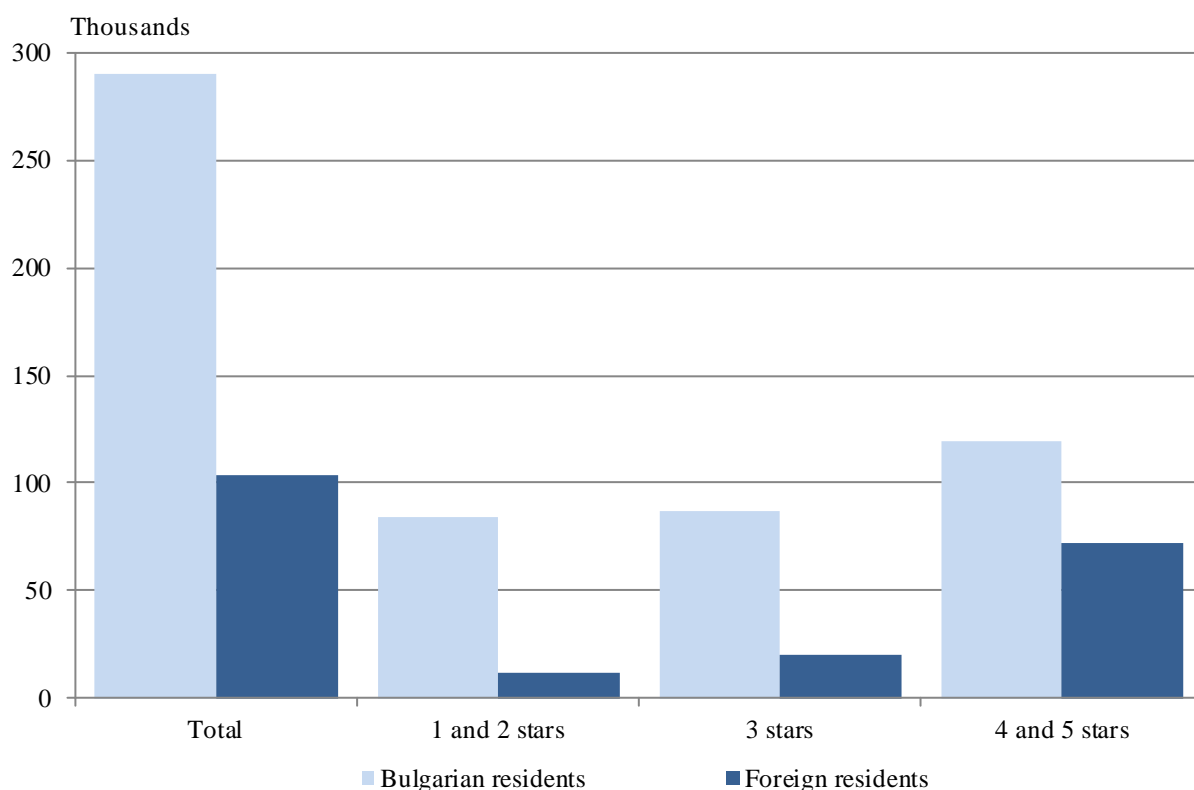
Figure 1. Nights spent in accommodation establishments by categories and months



¹ According to instructions from Eurostat the refugees from Ukraine are not included in the survey.

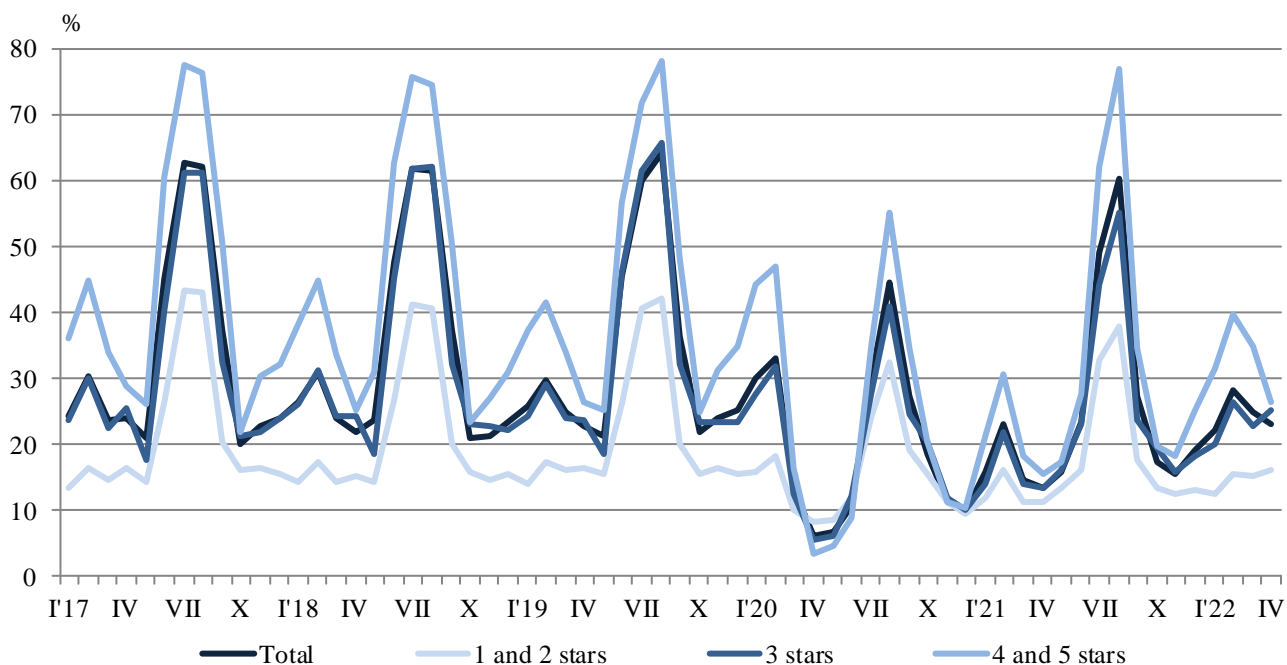
In April 2022, the number of arrivals in all accommodation establishments increased by 99.5% compared to the same month of 2021, and reached 393.3 thousand. Bulgarians spent nights in accommodation establishments in April 2022 were 289.9 thousand and spent 2.1 nights on average. The arrivals of foreigners were 103.4 thousand, and had 2.8 nights on average, as 69.6% of them spent nights in hotels with 4 and 5 stars.

Figure 2. Arrivals in accommodation establishments by categories in April 2022



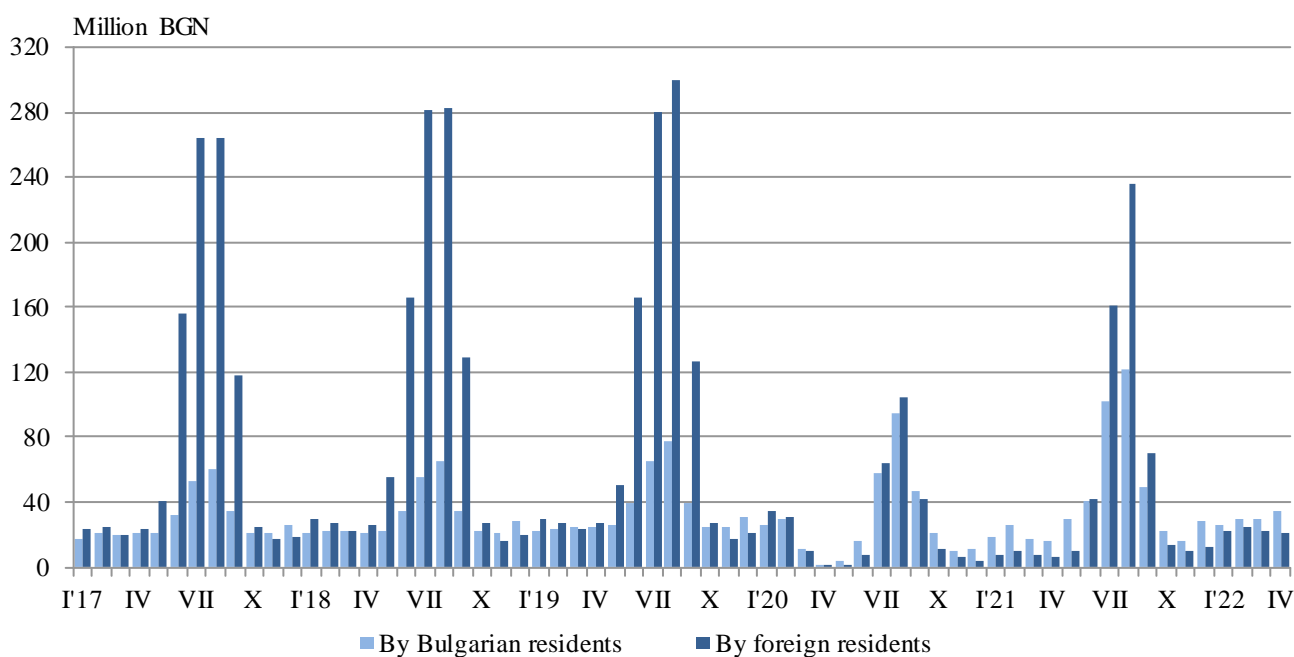
In April 2022, the total occupancy of the bed-places in accommodation establishments was 23.0% and increased by 9.5 percentage points compared to April 2021. The highest occupancy of the bed-places was in 4 and 5 stars accommodation establishments - 26.4%, followed by 3 star accommodation establishments - 25.4%, and with 1 and 2 stars - 16.3%.

Figure 3. Occupation of the bed-places in accommodation establishments by categories and months



The total revenues from nights spent in April 2022 reached 55.9 million BGN, as 34.6 million BGN were from Bulgarians and 21.3 million BGN - from foreigners.

Figure 4. Revenues from nights spent in accommodation establishments by months





Methodological notes

Since 2012, the statistical survey on **accommodation establishments** has been carried out monthly in compliance with the Regulation 692/2011 of the European Parliament and of the Council concerning European statistics on tourism and the Regulation 1051/2011 of the Commission implementing Regulation 692/2011 of the European Parliament and of the Council concerning European statistics on tourism, as regards the structure of the quality reports and the transmission of the data.

All categorized hotels, camping sites and other types of accommodation establishments with more than 10 bed-places in use during the reporting period are included in the observation.

The indicator **other accommodation establishments** includes the holiday settlements, hostels, guest houses, bungalows, rest houses, mountain chalets, private rooms and flats and other establishments for short accommodation.

Available Bed Capacity is the maximum number of bed-places on offer for each day of the reference month.

In the **revenues from nights spent** in accommodation establishments are included the sums paid by the guests, without the extra services.

Annex

Table 1

Activity of accommodation establishments in April 2022¹

Districts	Establishments - in numbers	Bed-places - in numbers	Available bed-nights - in numbers	Nights spent - in numbers		Arrivals in accommodation establishments - in numbers		Revenues from nights spent - Thousand BGN	
				Total	Of which: By foreigners	Total	Of which: Foreigners	Total	Of which: By foreigners
Total	1991	135398	3862044	887741	284702	393270	103379	55861	21259
Blagoevgrad	148	11414	322996	85786	12659	35666	4914	5554	967
Burgas	107	15667	462458	54679	22146	23373	7856	3770	1517
Varna	143	20274	548161	98932	66900	35411	18457	6257	4343
Veliko Tarnovo	107	4137	124110	26329	4292	14180	2451	1191	267
Vidin	28	841	25777	5421	1409	2673	368	264	65
Vratsa	33	1186	35580	9077	918	4055	362	321	50
Gabrovo	73	3416	100180	19428	1253	9545	494	785	70
Dobrich	60	9813	208558	47283	22973	19348	8466	2988	1356
Kardzhali	50	1672	50106	9826	1225	5309	696	476	64
Kyustendil	57	2114	63420	11520	1284	6521	522	599	79
Lovech	79	3550	102810	26635	2828	12331	672	1443	104
Montana	15	811	24330	5299	407	2633	127	216	19
Pazardzhik	48	4011	120330	42866	1857	17648	547	2836	120
Pernik	8	310	9300	1896	331	1018	154	69	18
Pleven	23	1219	36570	7455	1226	4278	443	334	72
Plovdiv	223	11140	330260	100131	19474	48022	6475	6358	1514
Razgrad	16	582	17460	3676	688	2055	328	179	44
Ruse	54	2156	64680	14936	2900	8486	1759	758	176
Silistra	23	742	22260	4590	411	2210	258	202	25
Sliven	46	1684	50520	7185	1404	4180	458	387	122
Smolyan	196	8511	248374	41762	2020	15962	524	2167	139
Sofia	84	6483	193036	30224	3836	13244	1421	1615	303
Sofia (stolitsa)	146	13731	409771	165931	100967	76234	40753	13268	9136
Stara Zagora	62	4757	136673	38947	4480	14235	1024	2288	223
Targovishte	14	525	15750	2964	723	1609	298	188	50
Haskovo	64	2557	75724	15429	4786	8194	3014	885	340
Shumen	64	1405	42150	6400	791	3607	356	304	46
Yambol	20	690	20700	3134	514	1243	182	159	30

¹ In use.