

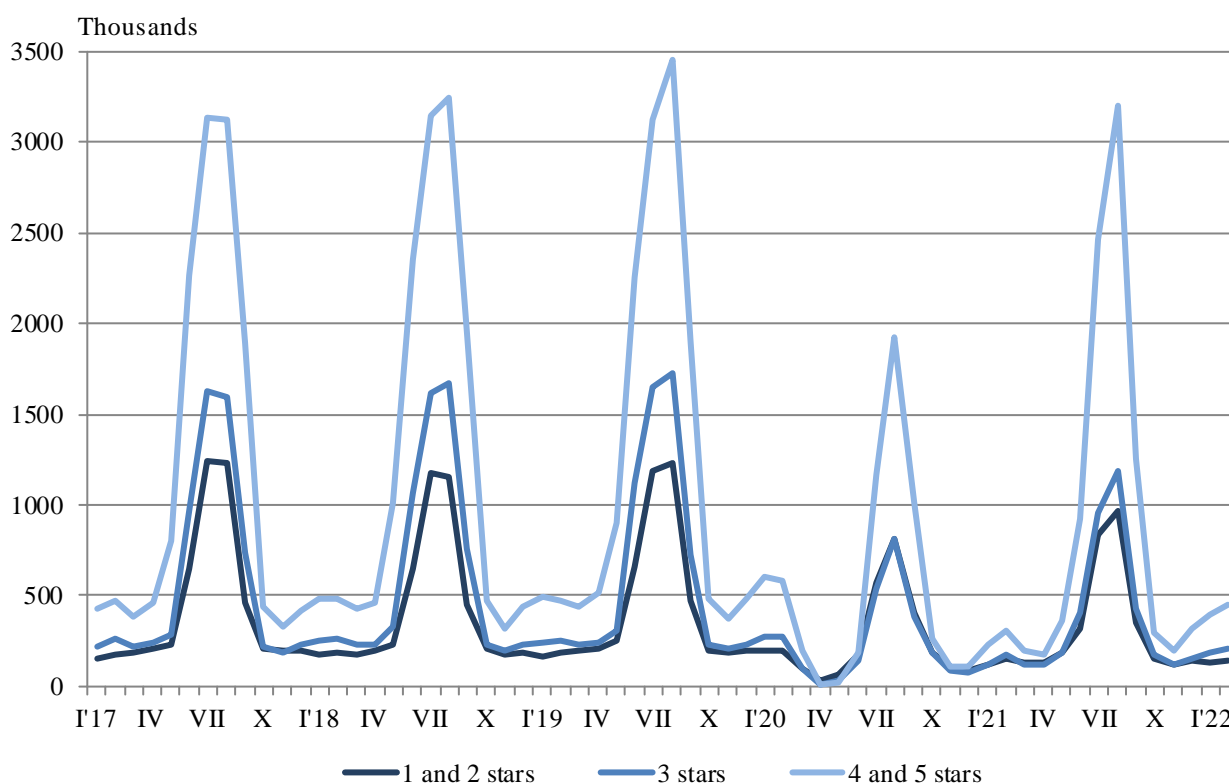
ACTIVITY OF ACCOMMODATION ESTABLISHMENTS IN FEBRUARY 2022

In February 2022, during the continuing epidemic situation, 1 675 accommodation establishments - hotels, motels, camping sites, mountain chalets and other establishments for short-term accommodation with more than 10 bed-places, functioned in the country (Annex, Table 1). The total number of rooms in them was 49.9 thousand and the bed-places were 101.2 thousand. In comparison with February 2021, the total number of accommodation establishments (functioned during the period) increased by 0.5%, and the bed-places in them - by 3.5%.

The total number of nights spent in all accommodation establishments registered in February 2022 was 793.9 thousand, or by 26.5% more in comparison with the same month of the previous year. The nights spent by Bulgarian residents were 503.0 thousand and by foreigners - 290.9 thousand.

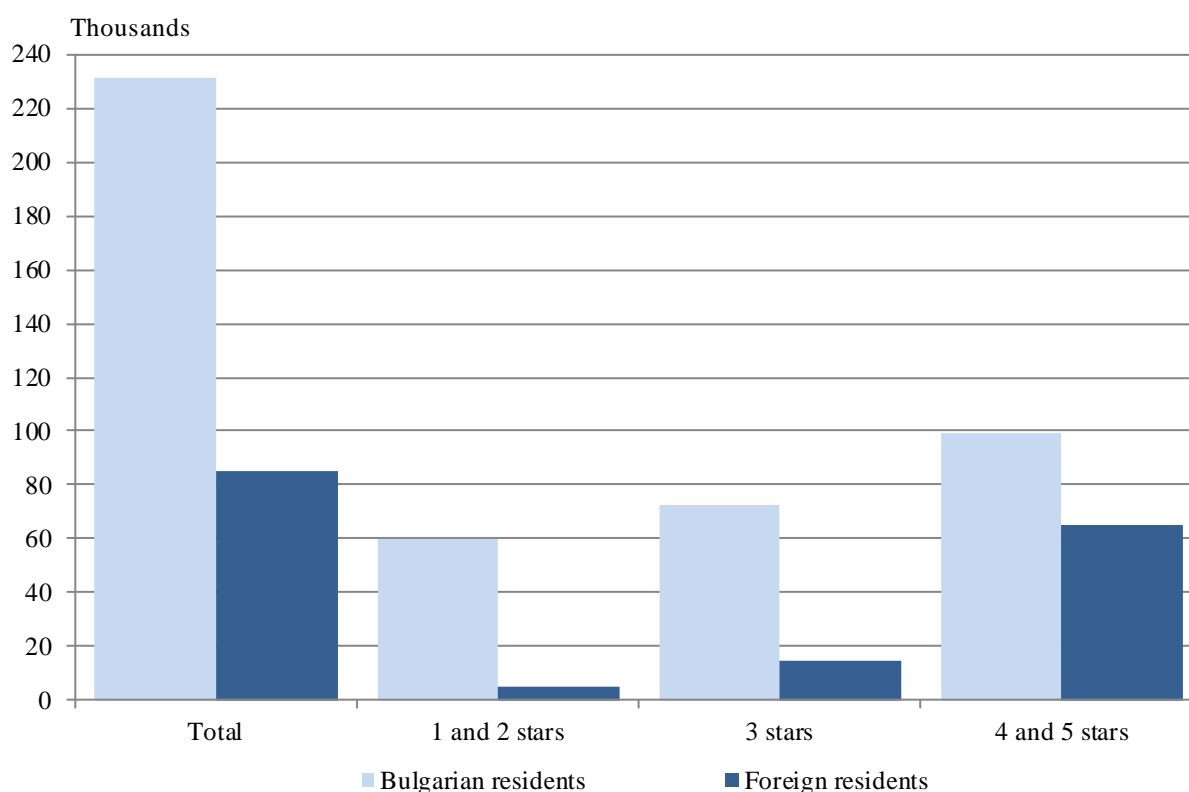
In February 2022, 78.3% of all nights spent by foreign citizens and 42.9% of all nights spent by Bulgarians were realized in 4 and 5 stars hotels. In 3 star accommodation establishments were spent 17.0% of all nights by foreigners and 31.2% of all nights by Bulgarian residents, while in the rest of the accommodation establishments (with 1 and 2 stars) they were 4.7% and 25.9% respectively.

Figure 1. Nights spent in accommodation establishments by categories and months



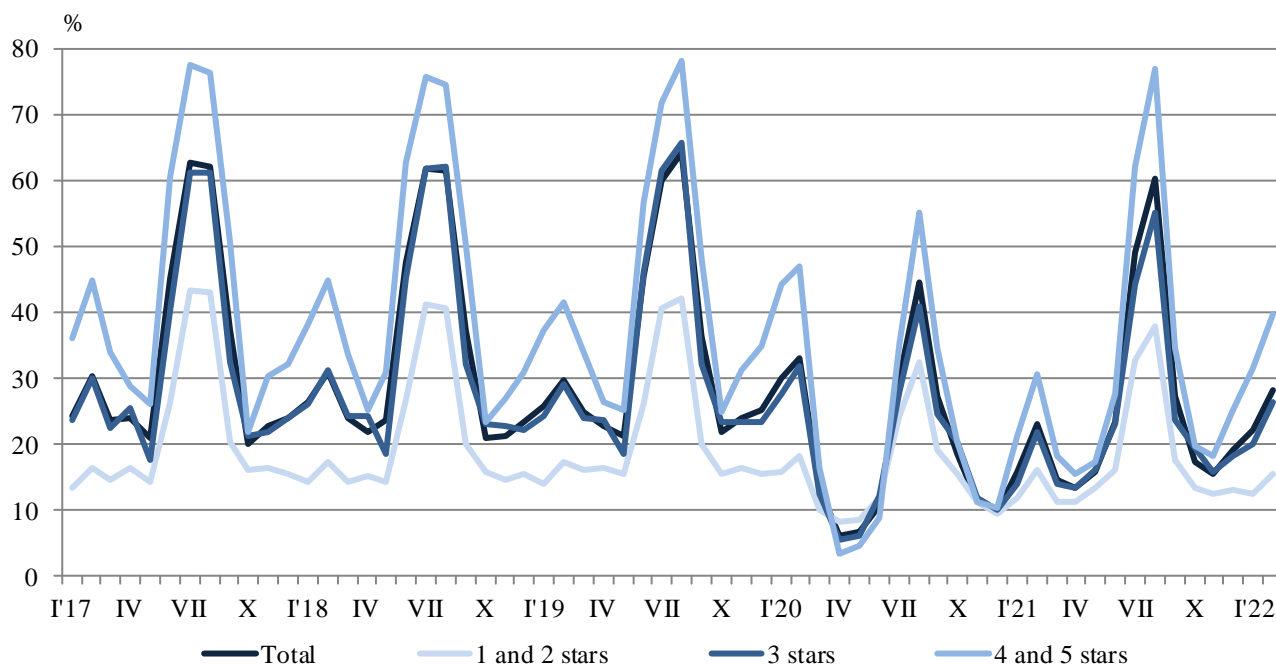
In February 2022, the number of arrivals in all accommodation establishments increased by 15.9% compared to the same month of 2021, and reached 316.2 thousand. Bulgarians spent nights in accommodation establishments in February 2022 were 231.2 thousand and spent 2.2 nights on average. The arrivals of foreigners were 85.0 thousand, and had 3.4 nights on average, as 76.9% of them spent nights in hotels with 4 and 5 stars.

Figure 2. Arrivals in accommodation establishments by categories in February 2022



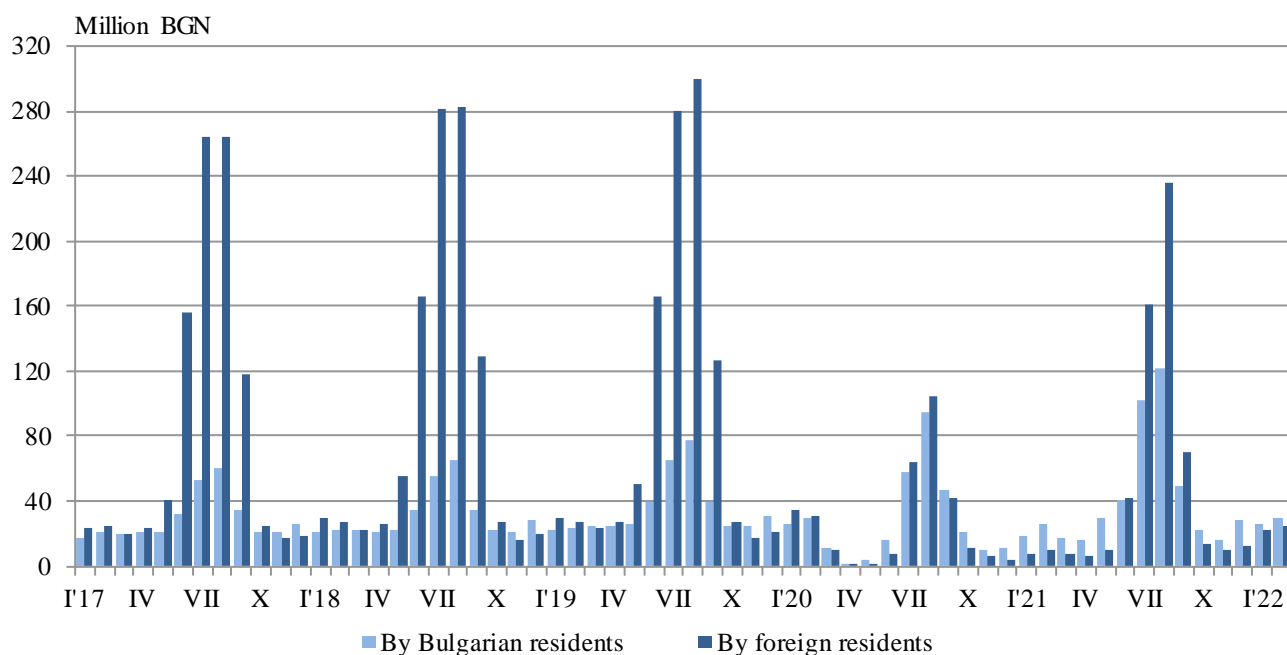
In February 2022, the total occupancy of the bed-places in accommodation establishments was 28.2% and increased by 5.1 percentage points compared to February 2021. The highest occupancy of the bed-places was in 4 and 5 stars accommodation establishments - 39.7%, followed by 3 star accommodation establishments - 26.4%, and with 1 and 2 stars - 15.7%.

Figure 3. Occupation of the bed-places in accommodation establishments by categories and months



The total revenues from nights spent in February 2022 reached 54.1 million BGN and increased by 53.7% compared to the same month of the previous year. The revenues from Bulgarians were 30.0 million BGN and from foreigners - 24.1 million BGN.

Figure 4. Revenues from nights spent in accommodation establishments by months





Methodological notes

Since 2012, the statistical survey on **accommodation establishments** has been carried out monthly in compliance with the Regulation 692/2011 of the European Parliament and of the Council concerning European statistics on tourism and the Regulation 1051/2011 of the Commission implementing Regulation 692/2011 of the European Parliament and of the Council concerning European statistics on tourism, as regards the structure of the quality reports and the transmission of the data.

All categorized hotels, camping sites and other types of accommodation establishments with more than 10 bed-places in use during the reporting period are included in the observation.

The indicator **other accommodation establishments** includes the holiday settlements, hostels, guest houses, bungalows, rest houses, mountain chalets, private rooms and flats and other establishments for short accommodation.

Available Bed Capacity is the maximum number of bed-places on offer for each day of the reference month.

In the **revenues from nights spent** in accommodation establishments are included the sums paid by the guests, without the extra services.

Annex

Table 1

Activity of accommodation establishments in February 2022¹

Districts	Establishments - in numbers	Bed-places - in numbers	Available bed-nights - in numbers	Nights spent - in numbers		Arrivals in accommodation establishments - in numbers		Revenues from nights spent - Thousand BGN	
				Total	Of which: By foreigners	Total	Of which: Foreigners	Total	Of which: By foreigners
Total	1675	101247	2813096	793918	290930	316224	85048	54160	24138
Blagoevgrad	156	13266	368083	158426	94709	51234	23541	12443	8075
Burgas	64	4549	125546	23027	3865	10996	1802	1511	304
Varna	109	7943	221956	30553	11637	14003	3699	1711	688
Veliko Tarnovo	78	3458	96824	14226	2879	7616	1120	678	163
Vidin	23	745	20860	2075	166	1373	121	104	9
Vratsa	26	996	27888	5161	720	2159	213	200	58
Gabrovo	42	2194	61432	8400	596	4221	223	362	32
Dobrich	30	2000	56000	9728	764	4741	345	672	54
Kardzhali	40	1384	38751	4243	759	2700	487	222	41
Kyustendil	51	2074	57455	11402	750	6661	330	567	39
Lovech	51	2992	80156	16742	1141	7401	247	971	69
Montana	14	797	22316	4338	251	1971	112	189	11
Pazardzhik	47	3826	103139	41988	1359	18765	374	2978	95
Pernik	7	303	8484	1183	116	659	72	48	8
Pleven	19	1123	31444	4874	1182	2573	486	232	80
Plovdiv	191	10240	282378	70457	12144	35350	4020	4014	891
Razgrad	13	499	13972	2821	764	1234	219	130	41
Ruse	52	2057	57428	7624	1561	4694	923	383	101
Silistra	20	681	18398	1990	221	1085	95	81	11
Sliven	41	1681	46956	3983	773	2274	226	208	60
Smolyan	220	10528	294356	113570	20777	35261	4103	6835	1431
Sofia	93	7665	213874	121033	72198	33917	15117	9893	6634
Sofia (stolitsa)	107	11838	331464	92664	54316	46261	24647	7177	4822
Stara Zagora	60	4582	126808	26495	2482	11161	585	1678	129
Targovishte	12	491	13748	2735	645	1298	165	130	33
Haskovo	29	1358	38024	8001	3305	3534	1466	456	217
Shumen	61	1301	36428	3495	549	2023	215	158	22
Yambol	19	676	18928	2684	301	1059	95	129	20

¹ In use.