

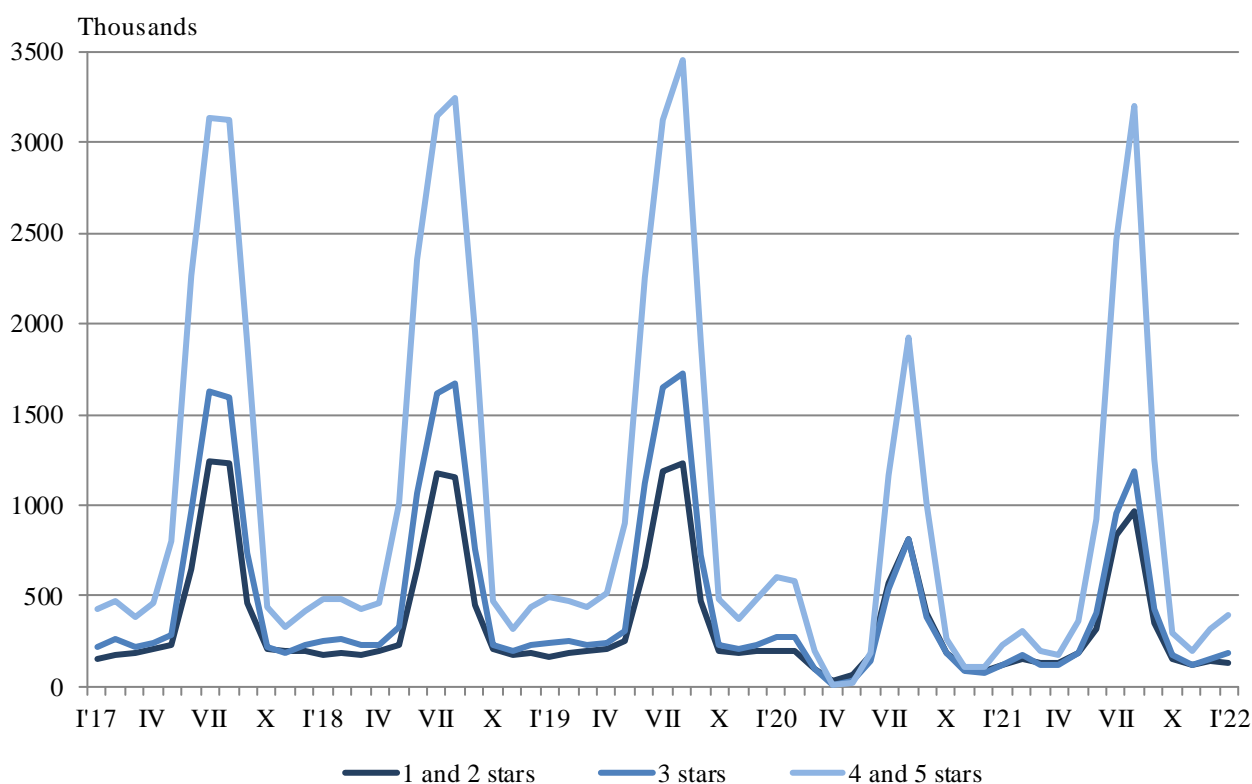
## ACTIVITY OF ACCOMMODATION ESTABLISHMENTS IN JANUARY 2022

In January 2022, during the continuing epidemic situation, 1 702 accommodation establishments - hotels, motels, camping sites, mountain chalets and other establishments for short-term accommodation with more than 10 bed-places, functioned in the country (Annex, Table 1). The total number of rooms in them was 50.8 thousand and the bed-places were 102.8 thousand. In comparison with January 2021, the total number of accommodation establishments (functioned during the period) increased by 4.2%, and the bed-places in them - by 7.9%.

The total number of nights spent in all accommodation establishments registered in January 2022 was 702.0 thousand, or by 51.4% more in comparison with the same month of the previous year. The nights spent by Bulgarian residents were 435.2 thousand and by foreigners - 266.8 thousand.

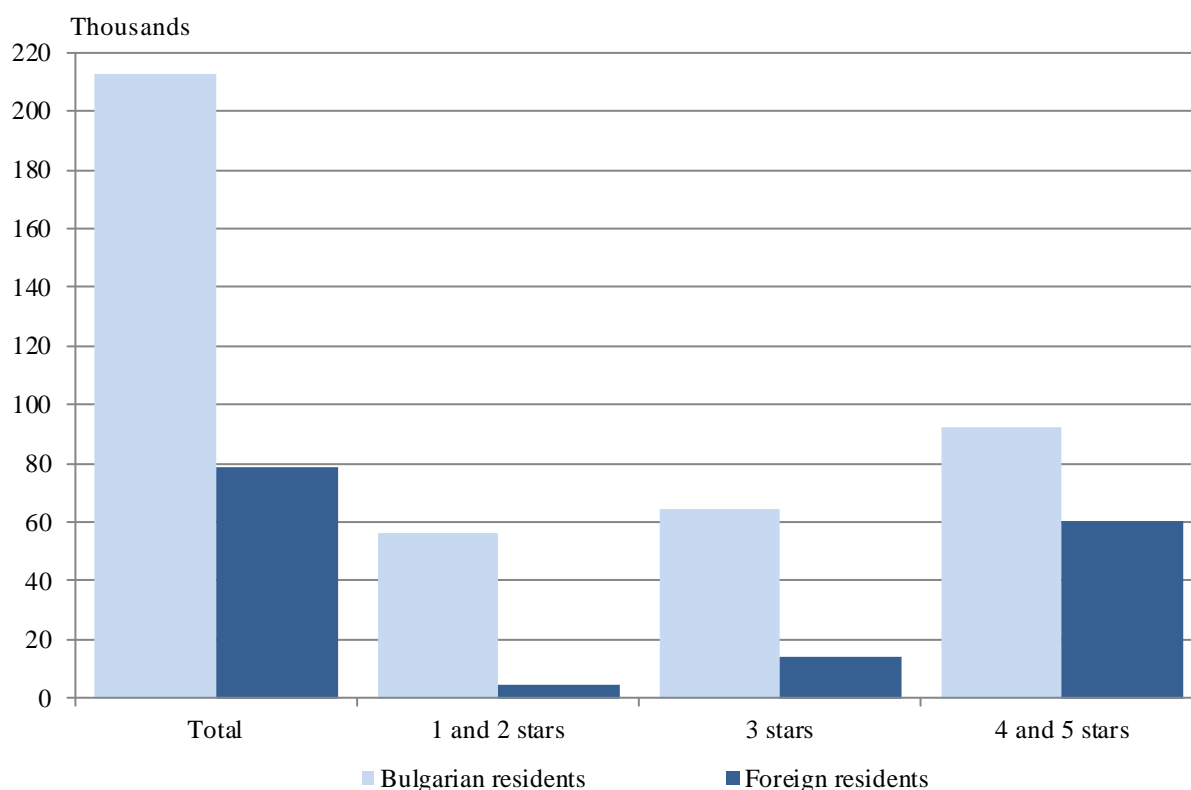
In January 2022, 77.9% of all nights spent by foreign citizens and 43.2% of all nights spent by Bulgarians were realized in 4 and 5 stars hotels. In 3 star accommodation establishments were spent 17.1% of all nights by foreigners and 30.7% of all nights by Bulgarian residents, while in the rest of the accommodation establishments (with 1 and 2 stars) they were 5.0% and 26.1% respectively.

**Figure 1. Nights spent in accommodation establishments by categories and months**



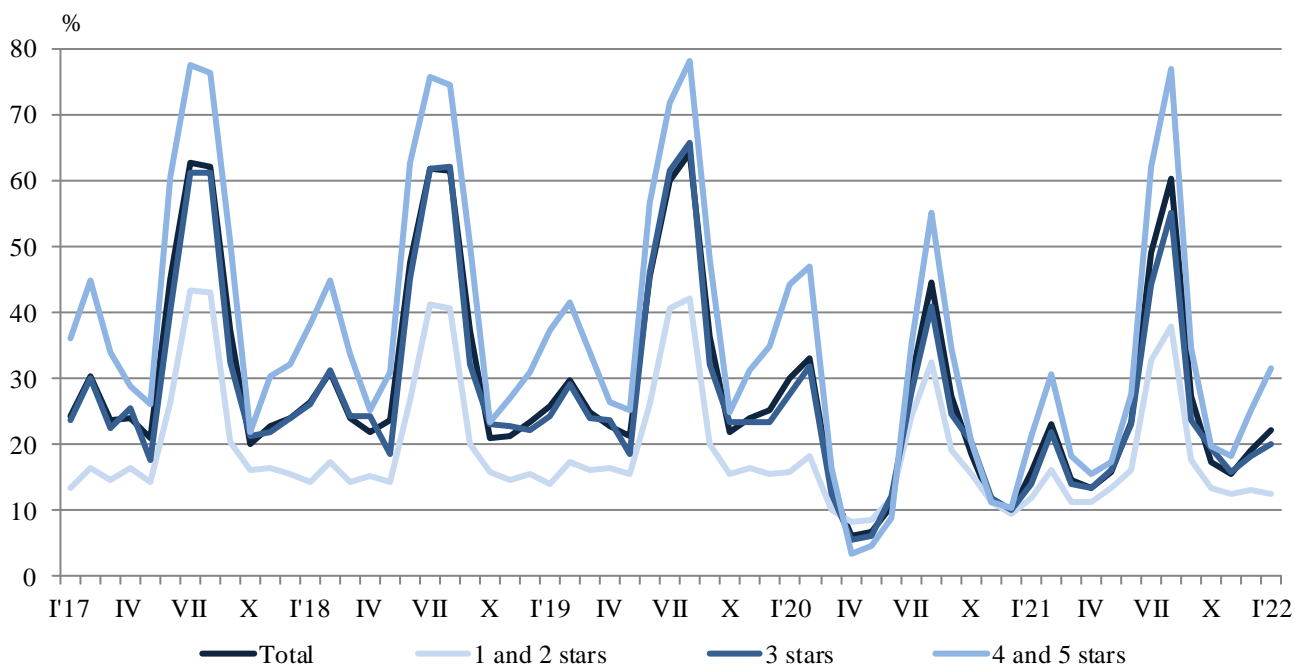
In January 2022, the number of arrivals in all accommodation establishments increased by 33.4% compared to the same month of 2021, and reached 291.8 thousand. Bulgarians spent nights in accommodation establishments in January 2022 were 213.0 thousand and spent 2.0 nights on average. The arrivals of foreigners were 78.8 thousand, and had 3.4 nights on average, as 76.8% of them spent nights in hotels with 4 and 5 stars.

**Figure 2. Arrivals in accommodation establishments by categories in January 2022**



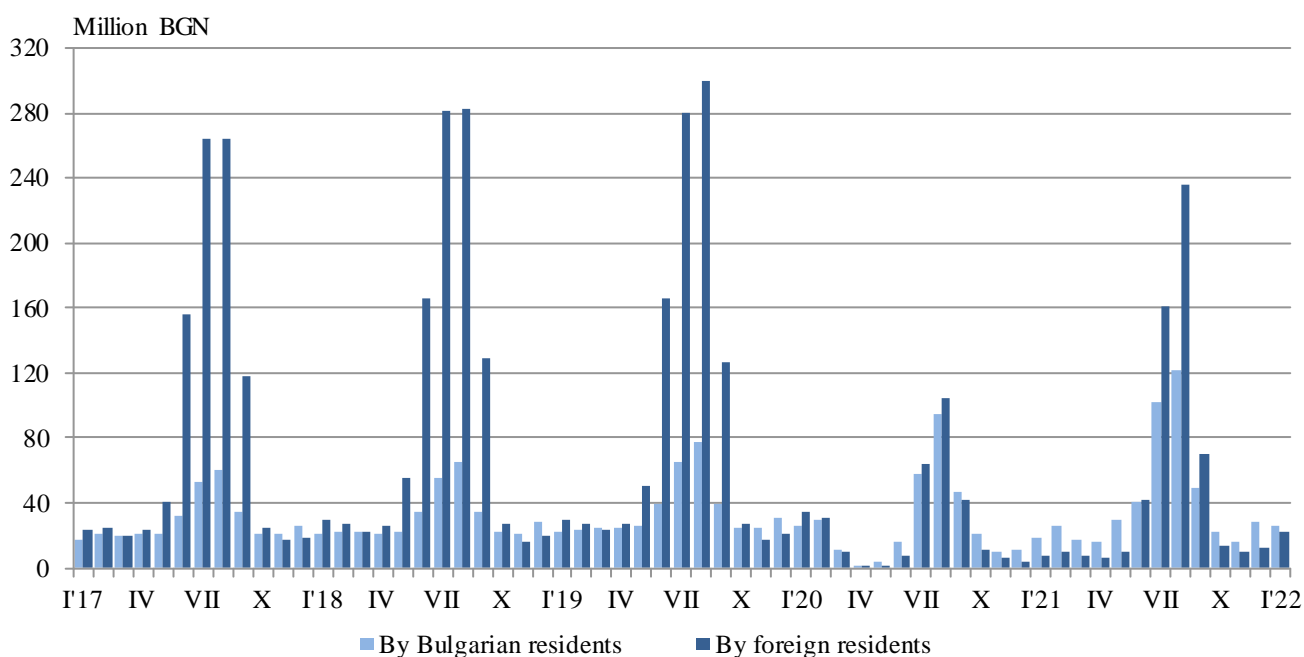
In January 2022, the total occupancy of the bed-places in accommodation establishments was 22.3% and increased by 6.4 percentage points compared to January 2021. The highest occupancy of the bed-places was in 4 and 5 stars accommodation establishments - 31.6%, followed by 3 star accommodation establishments - 20.2%, and with 1 and 2 stars - 12.6%.

**Figure 3. Occupation of the bed-places in accommodation establishments by categories and months**



The total revenues from nights spent in January 2022 reached 48.5 million BGN and increased by 86.6% compared to the same month of the previous year. The revenues from Bulgarians were 26.3 million BGN and from foreigners - 22.2 million BGN.

**Figure 4. Revenues from nights spent in accommodation establishments by months**





## Methodological notes

Since 2012, the statistical survey on **accommodation establishments** has been carried out monthly in compliance with the Regulation 692/2011 of the European Parliament and of the Council concerning European statistics on tourism and the Regulation 1051/2011 of the Commission implementing Regulation 692/2011 of the European Parliament and of the Council concerning European statistics on tourism, as regards the structure of the quality reports and the transmission of the data.

All categorized hotels, camping sites and other types of accommodation establishments with more than 10 bed-places in use during the reporting period are included in the observation.

The indicator **other accommodation establishments** includes the holiday settlements, hostels, guest houses, bungalows, rest houses, mountain chalets, private rooms and flats and other establishments for short accommodation.

**Available Bed Capacity** is the maximum number of bed-places on offer for each day of the reference month.

In the **revenues from nights spent** in accommodation establishments are included the sums paid by the guests, without the extra services.



Annex

Table 1

Activity of accommodation establishments in January 2022<sup>1</sup>

Districts	Establishments - in numbers	Bed-places - in numbers	Available bed-nights - in numbers	Nights spent - in numbers		Arrivals in accommodation establishments - in numbers		Revenues from nights spent - Thousand BGN	
				Total	Of which: By foreigners	Total	Of which: Foreigners	Total	Of which: By foreigners
<b>Total</b>	<b>1702</b>	<b>102768</b>	<b>3151251</b>	<b>701955</b>	<b>266817</b>	<b>291836</b>	<b>78866</b>	<b>48468</b>	<b>22189</b>
Blagoevgrad	156	13227	404536	143427	90637	49063	23844	12425	8447
Burgas	68	4840	148188	22650	3957	10020	1731	1591	343
Varna	109	8431	261361	26888	9793	12888	3122	1500	588
Veliko Tarnovo	80	3420	105840	10800	1605	6658	913	550	105
Vidin	21	715	21845	1915	162	1416	110	104	9
Vratsa	24	975	29937	4579	384	2018	132	190	34
Gabrovo	43	2339	72509	6805	612	3704	191	311	31
Dobrich	29	2153	66743	8903	1464	4785	784	639	116
Kardzhali	47	1570	48267	5228	1172	3085	371	218	44
Kyustendil	54	2115	65555	9404	..	6107	..	432	..
Lovech	50	2772	82031	11404	716	5778	187	649	18
Montana	15	809	24999	3231	127	1909	63	144	6
Pazardzhik	43	3760	109231	39425	1166	18514	423	2686	90
Pernik	6	274	8494	1112	..	591	..	45	..
Pleven	21	1153	35743	3642	916	2127	382	173	64
Plovdiv	199	10476	321230	59791	7024	31525	3037	3397	458
Razgrad	11	469	14539	2253	623	1061	200	94	32
Ruse	49	2080	63371	6894	1758	3789	885	317	96
Silistra	21	727	22405	1917	260	988	102	77	14
Sliven	40	1463	45014	5203	623	2965	200	253	47
Smolyan	235	10961	334795	98366	29188	32333	5952	5910	1927
Sofia	90	7489	231324	105080	64730	31946	14315	7920	5218
Sofia (stolitsa)	109	12102	375162	79622	42028	40681	19094	6259	3973
Stara Zagora	63	4702	142191	27323	2185	10332	437	1682	118
Targovishte	11	471	14559	1551	355	979	161	100	30
Haskovo	31	1441	44671	8324	3694	3760	1618	526	289
Shumen	60	1263	39091	3629	702	1986	195	156	34
Yambol	17	571	17620	2589	284	828	78	120	19

<sup>1</sup> In use.

‘.’ - confidential data.