

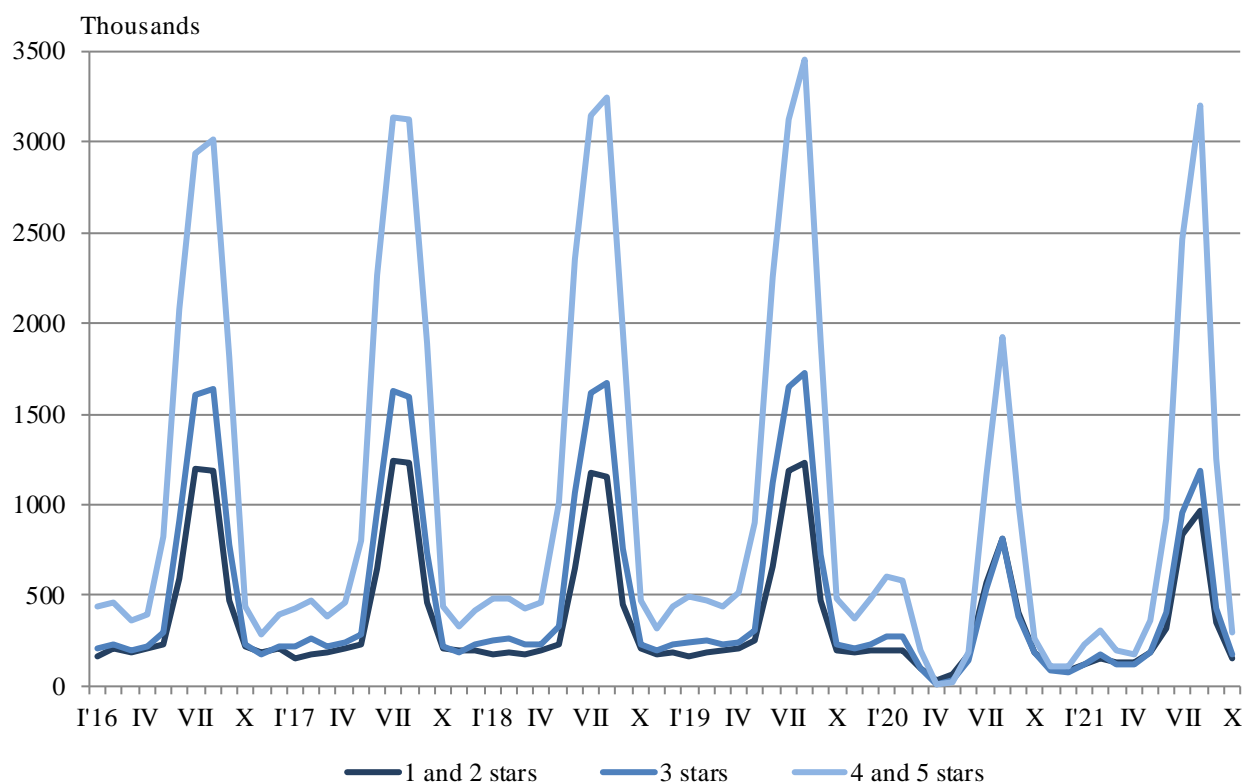
## ACTIVITY OF ACCOMMODATION ESTABLISHMENTS IN OCTOBER 2021

In October 2021, during the continuing epidemic situation, 1 770 accommodation establishments - hotels, motels, camping sites, mountain chalets and other establishments for short-term accommodation with more than 10 bed-places, functioned in the country (Annex, Table 1). The total number of rooms in them was 56.4 thousand and the bed-places were 116.6 thousand. In comparison with October 2020, the total number of accommodation establishments (functioned during the period) decreased by 0.4%, while the bed-places in them increased - by 5.6%.

The total number of nights spent in all accommodation establishments registered in October 2021 was 614.2 thousand, or by 1.8% less in comparison with the same month of the previous year, as a decrease by 7.6% for Bulgarians was registered, while there was an increase by 16.1% for foreigners. The nights spent by Bulgarian residents were 437.4 thousand and by foreigners - 176.8 thousand.

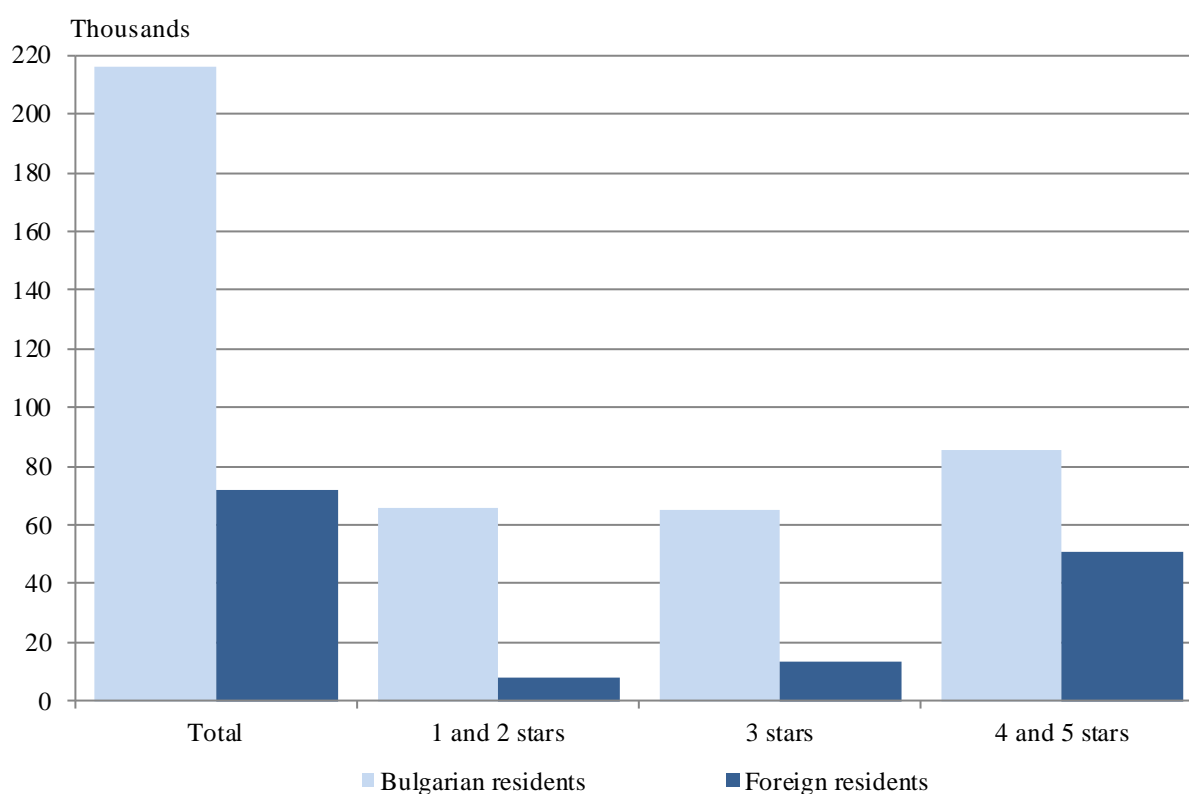
In October 2021, 70.7% of all nights spent by foreign citizens and 37.7% of all nights spent by Bulgarians were realized in 4 and 5 stars hotels. In 3 stars accommodation establishments were spent 18.4% of all nights by foreigners and 31.6% of all nights by Bulgarian residents, while in the rest of the accommodation establishments (with 1 and 2 stars) they were 10.9% and 30.7% respectively.

**Figure 1. Nights spent in accommodation establishments by categories and months**



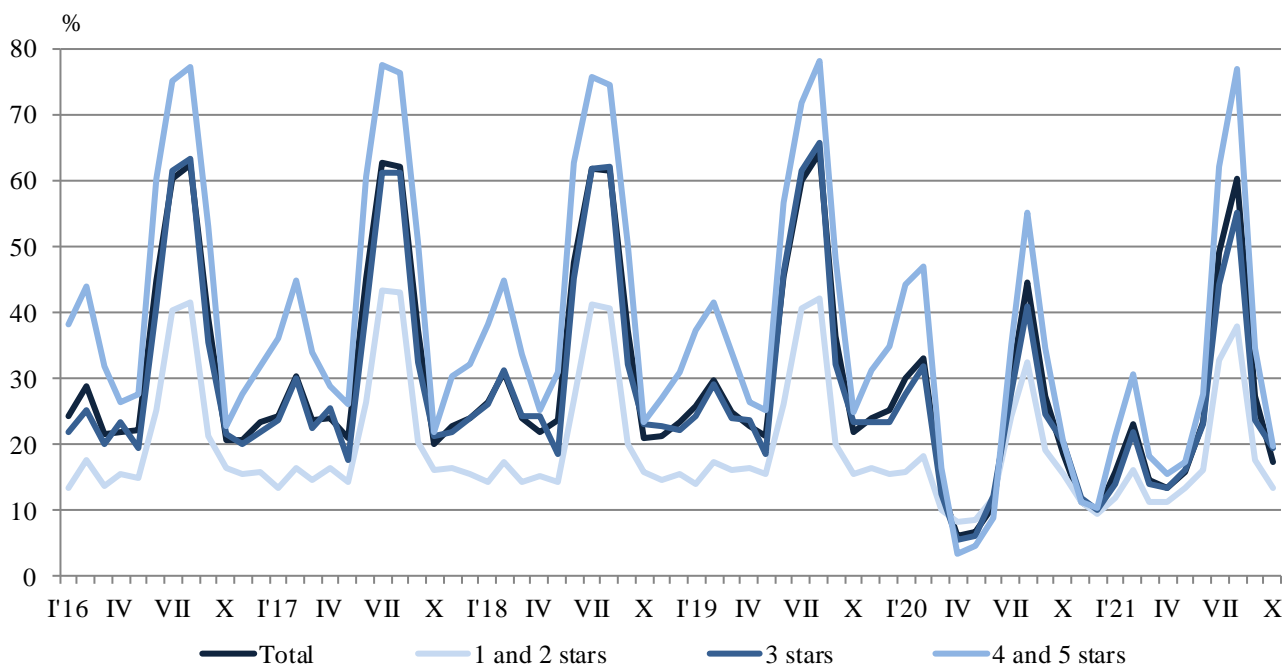
In October 2021, the number of arrivals in all accommodation establishments decreased by 2.6% compared to the same month of 2020 and reached 288.1 thousand, as a decrease by 9.9% for Bulgarians was registered, while there was an increase by 29.1% for foreigners. Bulgarians spent nights in accommodation establishments in October 2021 were 216.1 thousand and spent 2.0 nights on average. The arrivals of foreigners were 72.0 thousand, and had 2.5 nights on average, as 70.1% of them spent nights in hotels with 4 and 5 stars.

**Figure 2. Arrivals in accommodation establishments by categories in October 2021**



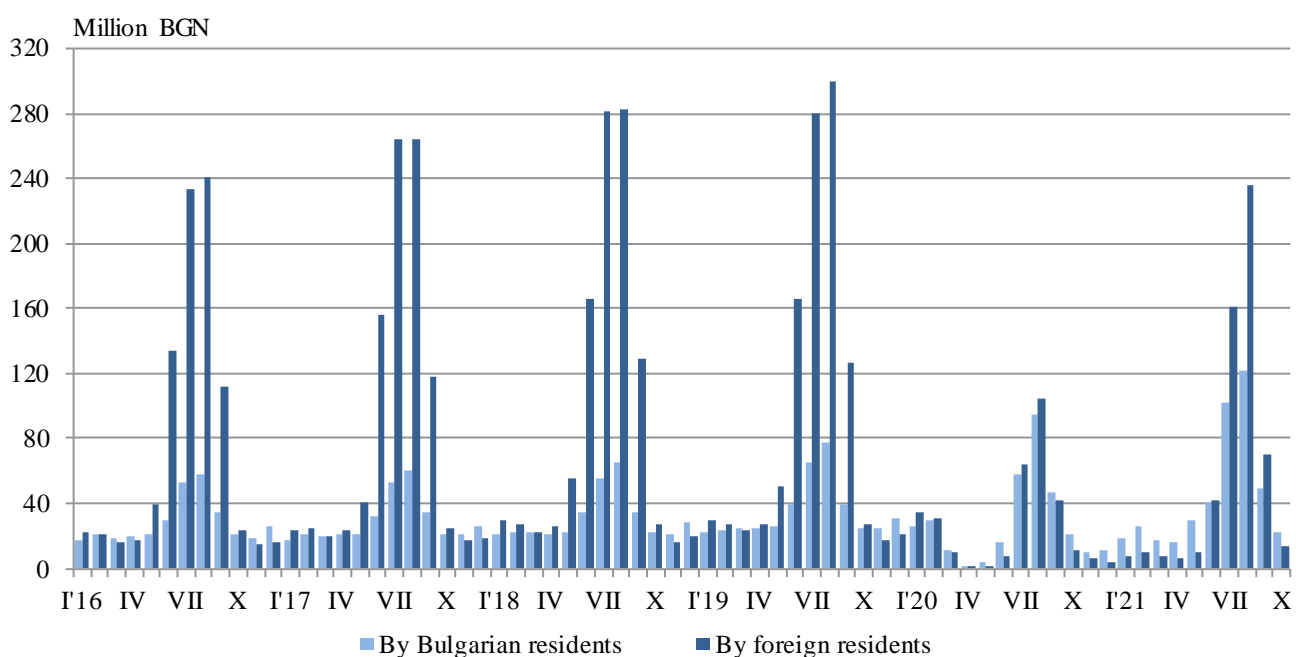
In October 2021, the total occupancy of the bed-places in accommodation establishments was 17.5% and decreased by 1.2 percentage points compared to October 2020. The highest occupancy of the bed-places was in 4 and 5 stars accommodation establishments - 19.8%, followed by 3 stars accommodation establishments - 19.4%, and with 1 and 2 stars - 13.3%.

**Figure 3. Occupation of the bed-places in accommodation establishments by categories and months**



The total revenues from nights spent in October 2021 increased by 11.9% compared to October 2020 and reached 35.5 million BGN. An increase in revenues from both foreigners - by 28.4% and Bulgarians - by 3.7% was registered.

**Figure 4. Revenues from nights spent in accommodation establishments by months**



## Methodological notes

Since 2012, the statistical survey on **accommodation establishments** has been carried out monthly in compliance with the Regulation 692/2011 of the European Parliament and of the Council concerning European statistics on tourism and the Regulation 1051/2011 of the Commission implementing Regulation 692/2011 of the European Parliament and of the Council concerning European statistics on tourism, as regards the structure of the quality reports and the transmission of the data.

All categorized hotels, camping sites and other types of accommodation establishments with more than 10 bed-places in use during the reporting period are included in the observation.

The indicator **other accommodation establishments** includes the holiday settlements, hostels, guest houses, bungalows, rest houses, mountain chalets, private rooms and flats and other establishments for short accommodation.

**Available Bed Capacity** is the maximum number of bed-places on offer for each day of the reference month.

In the **revenues from nights spent** in accommodation establishments are included the sums paid by the guests, without the extra services.

Annex

Table 1

Activity of accommodation establishments in October 2021<sup>1</sup>

Districts	Establishments - in numbers	Bed-places - in numbers	Available bed-nights - in numbers	Nights spent - in numbers		Arrivals in accommodation establishments - in numbers		Revenues from nights spent - Thousand BGN	
				Total	Of which: By foreigners	Total	Of which: Foreigners	Total	Of which: By foreigners
<b>Total</b>	<b>1770</b>	<b>116550</b>	<b>3502538</b>	<b>614179</b>	<b>176788</b>	<b>288141</b>	<b>72002</b>	<b>35482</b>	<b>13555</b>
Blagoevgrad	124	10240	307757	49986	7247	25115	2938	3205	493
Burgas	89	12118	340966	37616	12748	14566	4332	2354	905
Varna	142	14768	417548	62565	33437	23691	8922	3572	2025
Veliko Tarnovo	97	4091	126795	20896	2388	12392	1557	810	129
Vidin	22	774	22777	4346	608	2037	343	184	31
Vratsa	24	881	27242	7427	963	2965	329	268	47
Gabrovo	49	2695	81130	8192	679	4051	324	312	36
Dobrich	49	7051	218581	13268	4265	6095	1363	867	321
Kardzhali	56	1832	56746	7721	1186	4606	653	350	58
Kyustendil	69	2653	82243	11326	..	6103	..	481	..
Lovech	54	3050	90676	15787	1087	7870	388	762	42
Montana	18	899	27355	5145	290	2361	154	187	13
Pazardzhik	48	4146	123825	37115	1832	15154	543	2061	105
Pernik	6	274	8494	1124	..	646	..	48	..
Pleven	21	1156	35836	6012	1424	2918	432	268	79
Plovdiv	209	10664	327968	81207	15431	38037	6097	4331	1140
Razgrad	16	617	19127	3630	1095	1926	444	235	97
Ruse	52	2116	62694	11074	2302	6593	1464	533	140
Silistra	22	734	22590	2397	312	1625	161	115	18
Sliven	48	1700	52646	5596	962	3578	416	273	74
Smolyan	182	7083	218883	21731	838	11234	359	941	36
Sofia	77	6426	197368	22733	1969	10684	797	1079	105
Sofia (stolitsa)	115	12468	386508	124654	75937	62323	35563	9818	7021
Stara Zagora	58	4066	121912	32125	2756	11091	961	1413	184
Targovishte	11	479	14835	2116	445	1394	253	121	27
Haskovo	32	1567	48191	10207	3658	4923	1971	548	265
Shumen	63	1387	42780	5962	1018	3251	420	244	52
Yambol	17	615	19065	2221	476	912	104	102	28

<sup>1</sup> In use.

‘..’ - confidential data.