

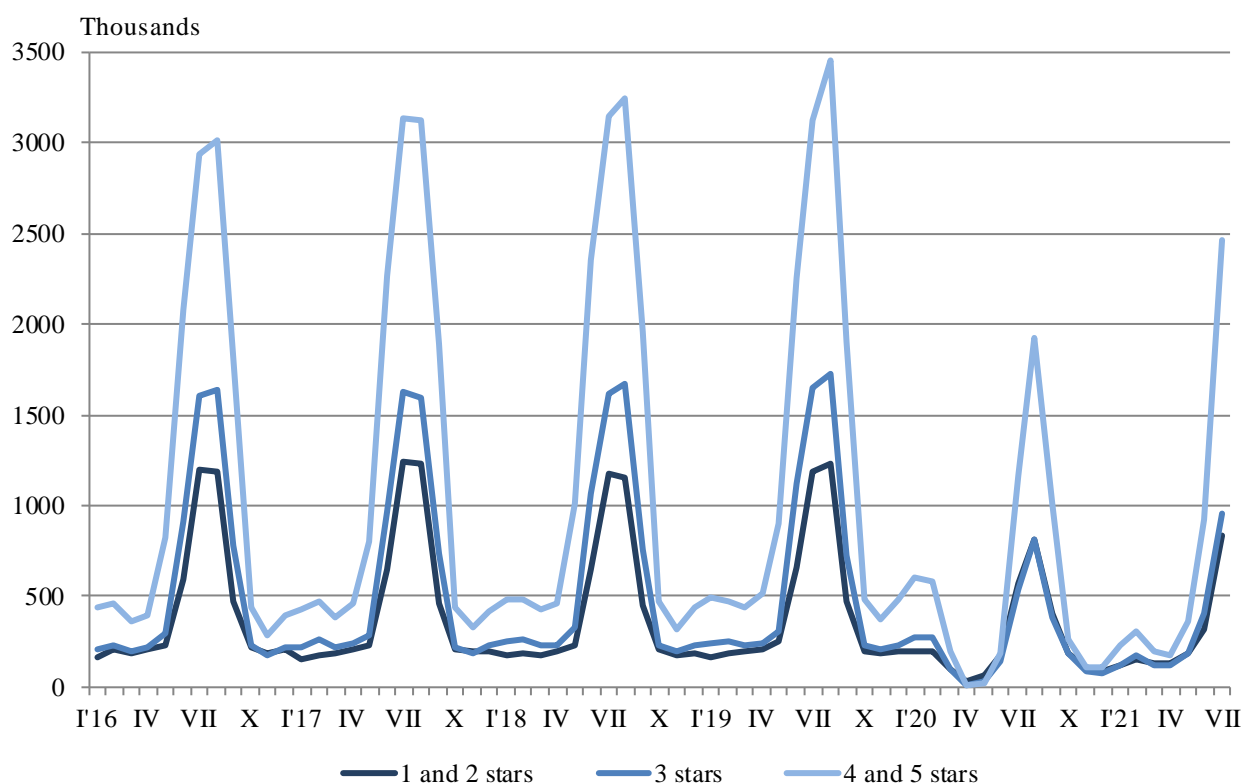
ACTIVITY OF ACCOMMODATION ESTABLISHMENTS¹ IN JULY 2021

In July 2021, during the continuing epidemic situation, 3 058 accommodation establishments - hotels, motels, camping sites, mountain chalets and other establishments for short-term accommodation with more than 10 bed-places, functioned in the country (Annex, Table 1). The total number of the rooms in them was 126.5 thousand and the bed-places were 282.8 thousand.

The total number of the nights spent in all accommodation establishments registered in July 2021 was 4 250.5 thousand. The nights spent by foreigners were 2 246.7 thousand and by Bulgarian residents - 2 003.8 thousand.

In July 2021, 74.4% of all nights spent by foreign citizens and 39.6% of all nights spent by Bulgarians were realized in 4 and 5 stars hotels. In 3 stars accommodation establishments were spent 18.9% of all nights by foreigners and 26.3% of all nights by Bulgarian residents, while in the rest of the accommodation establishments (with 1 and 2 stars) they were 6.7% and 34.1% respectively.

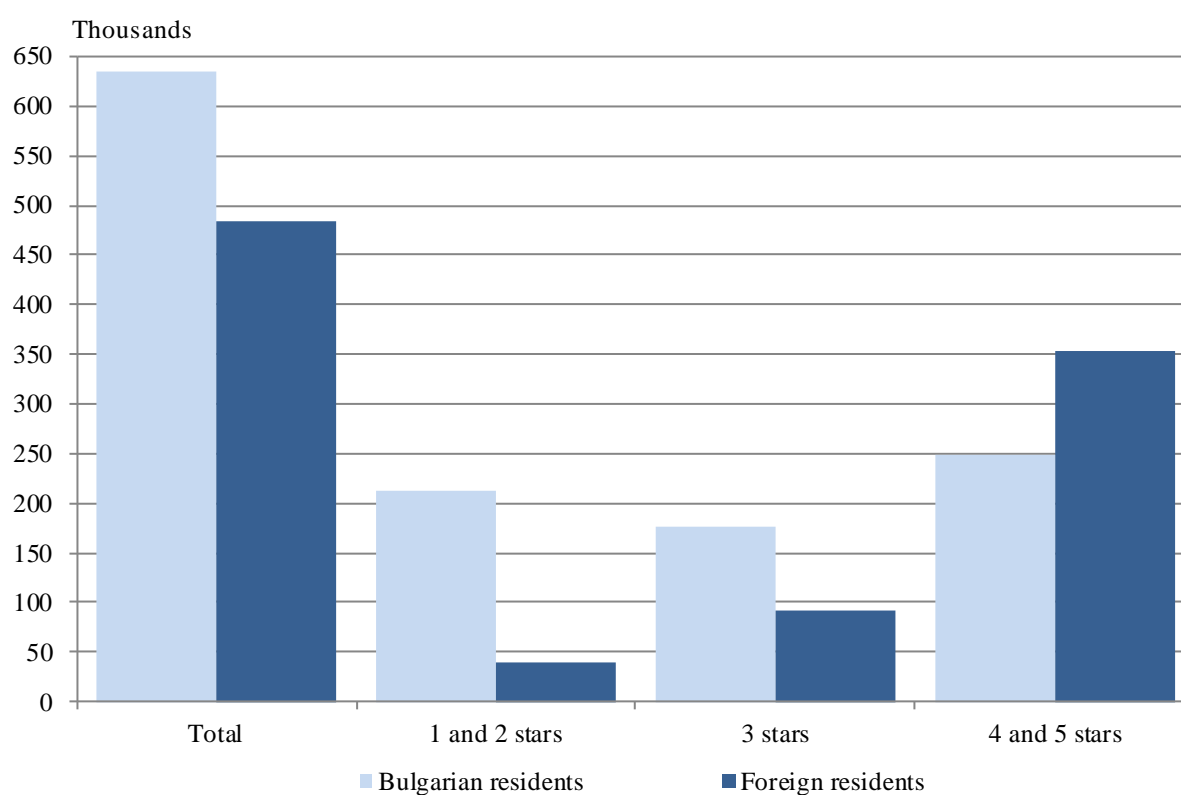
Figure 1. Nights spent in accommodation establishments by categories and months



¹ The press release does not contain comparative data due to the worldwide spread of coronavirus COVID-19 and the state of emergency on the territory of the Republic of Bulgaria declared by a Decision of the National Assembly (State Gazette No. 22/13.03.2020).

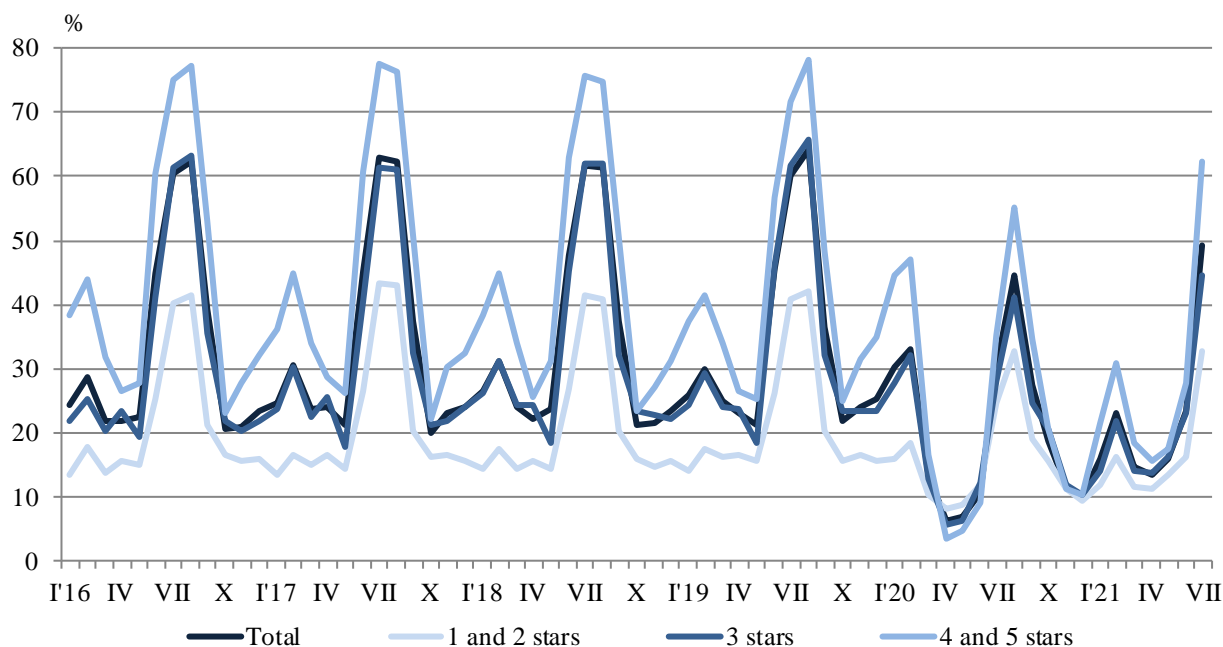
In July 2021, the number of arrivals in all accommodation establishments reached 1 118.4 thousand, as 56.7% were Bulgarians who spent 3.2 nights on the average. The arrivals of foreigners were 483.7 thousand, and had on average 4.6 nights, as 73.2% of them spent nights in hotels with 4 and 5 stars.

Figure 2. Arrivals in accommodation establishments by categories in July 2021



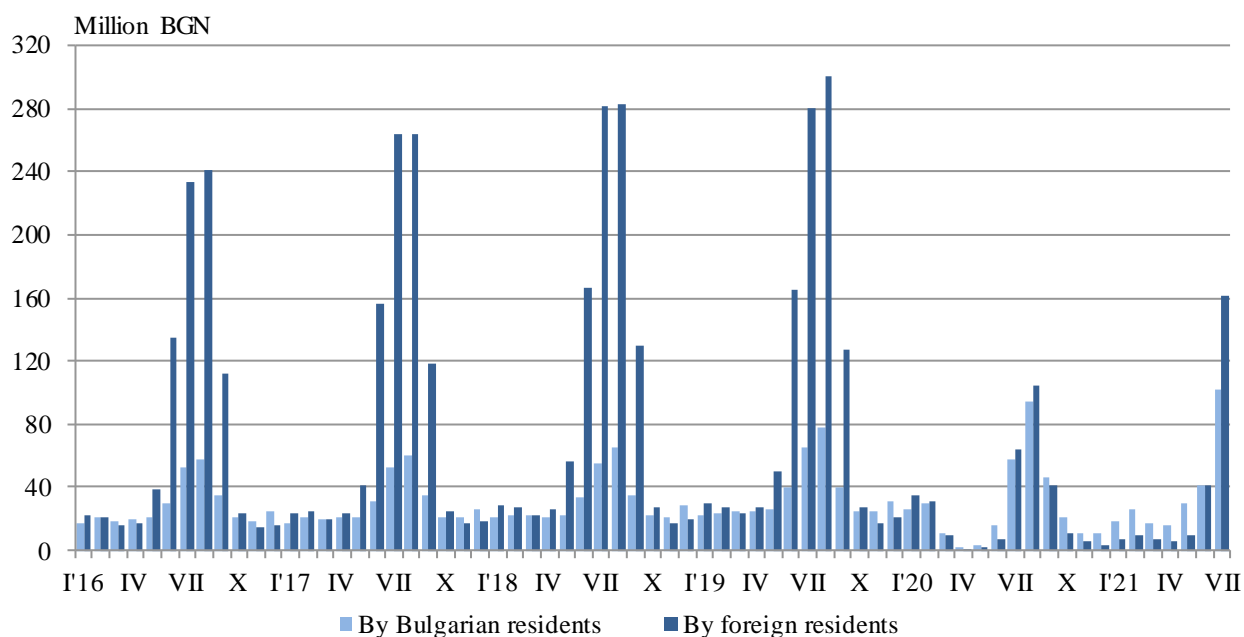
In July 2021, the total occupancy of the bed-places in accommodation establishments was 49.1%. The highest occupancy of the bed-places was in 4 and 5 stars accommodation establishments - 62.2%, followed by 3 stars accommodation establishments - 44.4%, and with 1 and 2 stars - 32.7%.

Figure 3. Occupation of the bed-places in accommodation establishments by categories and months



The total revenues from nights spent in July 2021 reached 263.5 million BGN, as 161.6 million BGN were from foreigners and 101.9 million BGN - from Bulgarians.

Figure 4. Revenues from nights spent in accommodation establishments by months



Methodological notes

Since 2012 the statistical survey on **accommodation establishments** has been carried out monthly in compliance with the Regulation 692/2011 of the European Parliament and of the Council concerning European statistics on tourism and the Regulation 1051/2011 of the Commission implementing Regulation 692/2011 of the European Parliament and of the Council concerning European statistics on tourism, as regards the structure of the quality reports and the transmission of the data.

All categorized hotels, camping sites and other types of accommodation establishments with more than 10 bed-places in use during the reporting period are included in the observation.

The indicator **other accommodation establishments** includes the holiday settlements, hostels, guest houses, bungalows, rest houses, mountain chalets, private rooms and flats and other establishments for short accommodation.

Available Bed Capacity is the maximum number of bed-places on offer for each day of the reference month.

In the **revenues from nights spent** in accommodation establishments are included the sums paid by the guests, without the extra services.

Annex

Table 1

Activity of accommodation establishments in July 2021¹

Districts	Establishments - in numbers	Bed-places - in numbers	Available bed-nights - in numbers	Nights spent - in numbers		Arrivals in accommodation establishments - in numbers		Revenues from nights spent - Thousand BGN	
				Total	Of which: By foreigners	Total	Of which: Foreigners	Total	Of which: By foreigners
Total	3058	282781	8660812	4250515	2246684	1118431	483739	263538	161653
Blagoevgrad	157	11625	360299	91371	12946	39284	5627	4584	755
Burgas	790	111366	3373640	2074184	1125043	429624	206863	125158	76279
Varna	382	57064	1766551	995747	718387	221656	144720	67404	52914
Veliko Tarnovo	113	4599	142476	36714	5787	19074	4023	1362	298
Vidin	24	784	24914	7002	957	3798	710	319	56
Vratsa	24	909	28179	7843	979	3858	408	252	48
Gabrovo	59	3158	94110	25307	1590	12459	602	836	90
Dobrich	150	22245	684341	360108	231232	89670	51144	30101	20260
Kardzhali	61	2011	62262	18863	2917	9410	1470	824	124
Kyustendil	85	3226	100006	20041	2042	11354	1123	750	..
Lovech	66	3504	107556	40033	1808	16436	1128	2013	82
Montana	23	1041	32271	8483	509	3578	251	284	23
Pazardzhik	55	4371	131027	64702	4003	24031	937	3258	259
Pernik	8	346	10726	1593	408	902	156	59	..
Pleven	21	1181	36611	7792	2051	4493	1135	364	131
Plovdiv	237	11403	351548	117973	22131	52742	7385	6088	1458
Razgrad	16	656	20336	7604	2242	4246	914	271	92
Ruse	55	2202	68208	17066	4998	10533	3401	836	282
Silistra	24	761	22091	3688	468	2410	322	191	26
Sliven	55	1806	55076	8661	1174	5700	600	355	75
Smolyan	253	10395	321845	69555	2813	27072	1194	2805	133
Sofia	92	7214	222626	64486	9234	25553	3120	2562	445
Sofia (stolitsa)	114	12384	383904	138559	83519	72729	41919	10101	7134
Stara Zagora	62	4301	130763	38095	3114	14541	1374	1578	200
Targovishte	12	545	16881	3224	645	1792	301	168	40
Haskovo	34	1635	50256	11243	3787	6047	2133	584	256
Shumen	70	1430	43120	7497	1325	4218	581	288	50
Yambol	16	619	19189	3081	575	1221	198	143	29

¹ In use.

‘..’ - confidential data.