

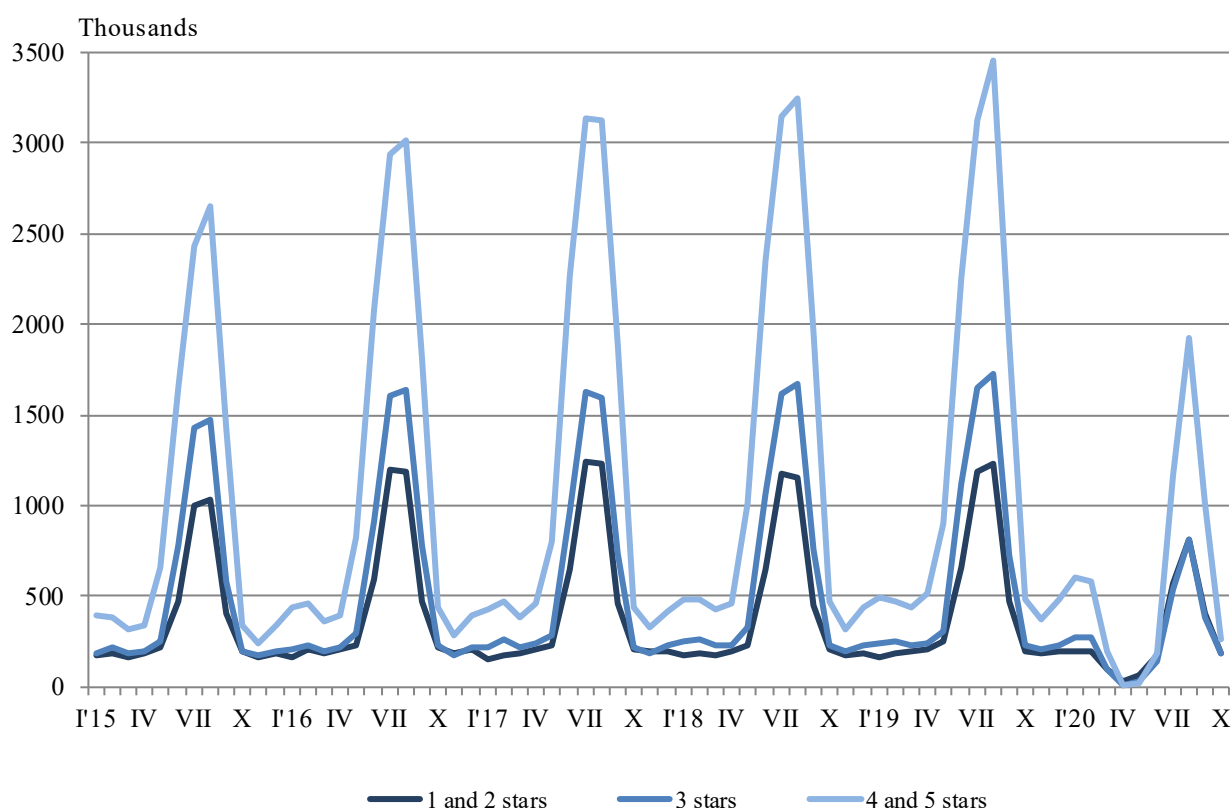
## ACTIVITY OF ACCOMMODATION ESTABLISHMENTS IN OCTOBER 2020

In October 2020, during the continuing epidemic situation, 1 777 accommodation establishments - hotels, motels, camping sites, mountain chalets and other establishments for short-term accommodation with more than 10 bed-places functioned in the country (Annex, Table 1). The total number of the rooms in them was 54.2 thousand and the bed-places were 110.4 thousand. In comparison with October 2019, the total number of accommodation establishments (functioned during the period) decreased by 9.3% and the bed-places in them - by 22.6%.

The total number of the nights spent in all accommodation establishments registered in October 2020 was 625.5 thousand, or by 31.3% less in comparison with the same month of the previous year, as the greatest drop (by 46.8%) was observed in 4 and 5 stars accommodation establishments.

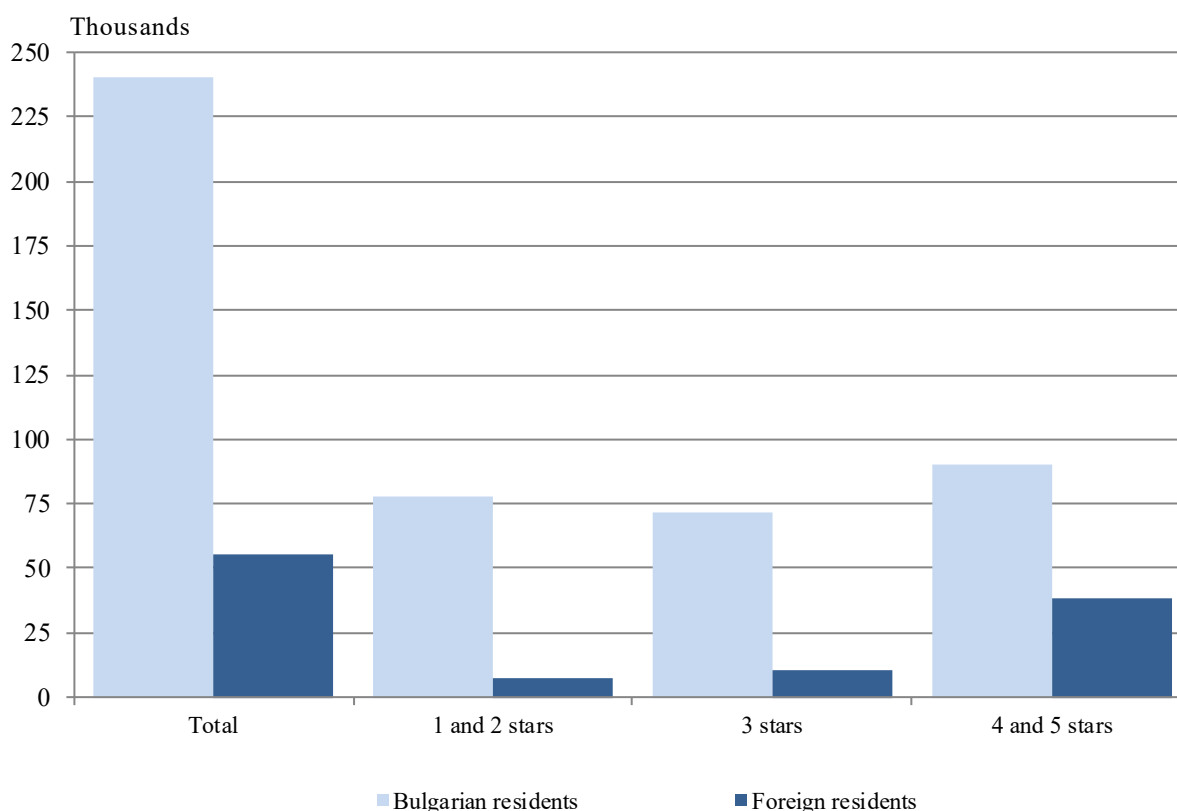
In October 2020, 58.8% of all nights spent by foreign citizens and 35.7% of all nights spent by Bulgarians were realized in 4 and 5 stars hotels. In 3 stars accommodation establishments were spent 25.0% of all nights by foreigners and 30.1% of all nights by Bulgarian residents, while in the rest of accommodation establishments (with 1 and 2 stars) they were 16.2% and 34.2% respectively.

**Figure 1. Nights spent in accommodation establishments by categories and months**



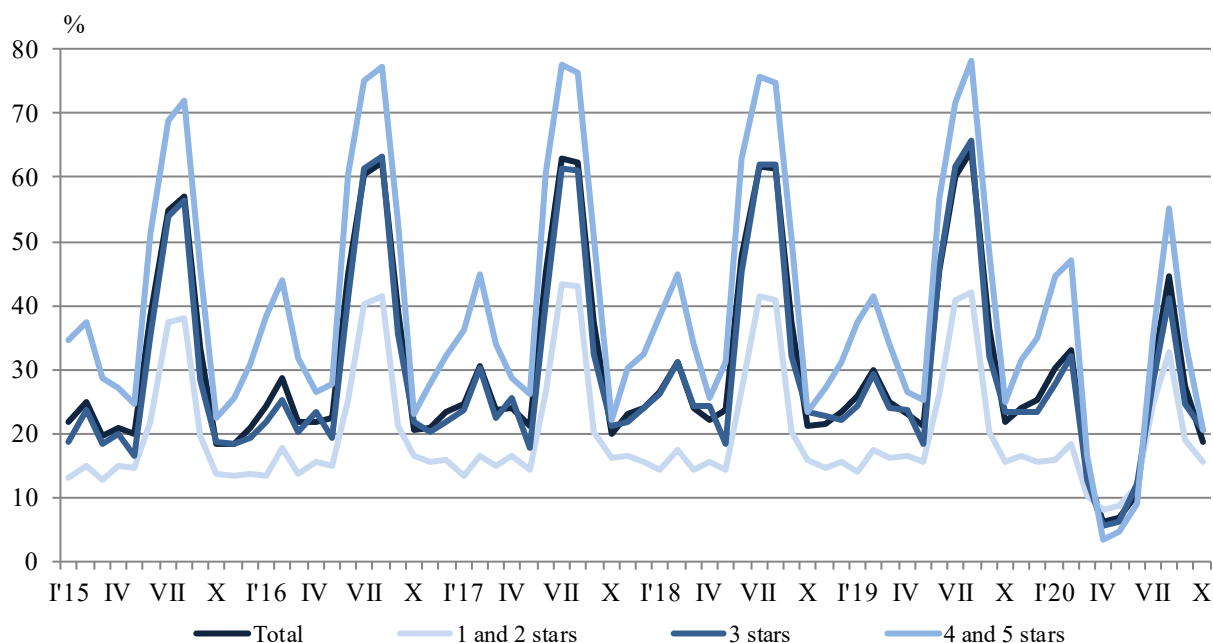
In October 2020, the number of arrivals in all accommodation establishments decreased by 35.1% compared to the same month of 2019 and reached 295.7 thousand. A drop for foreign citizens by 66.4% was registered. The arrivals of Bulgarians also decreased by 17.2%. Bulgarians who spent nights in accommodation establishments in October 2020 were 239.9 thousand and spent 2.0 nights on the average. The arrivals of foreigners were 55.8 thousand, and had on average 2.7 nights, as 68.3% of them spent nights in hotels with 4 and 5 stars.

**Figure 2. Arrivals in accommodation establishments by categories in October 2020**



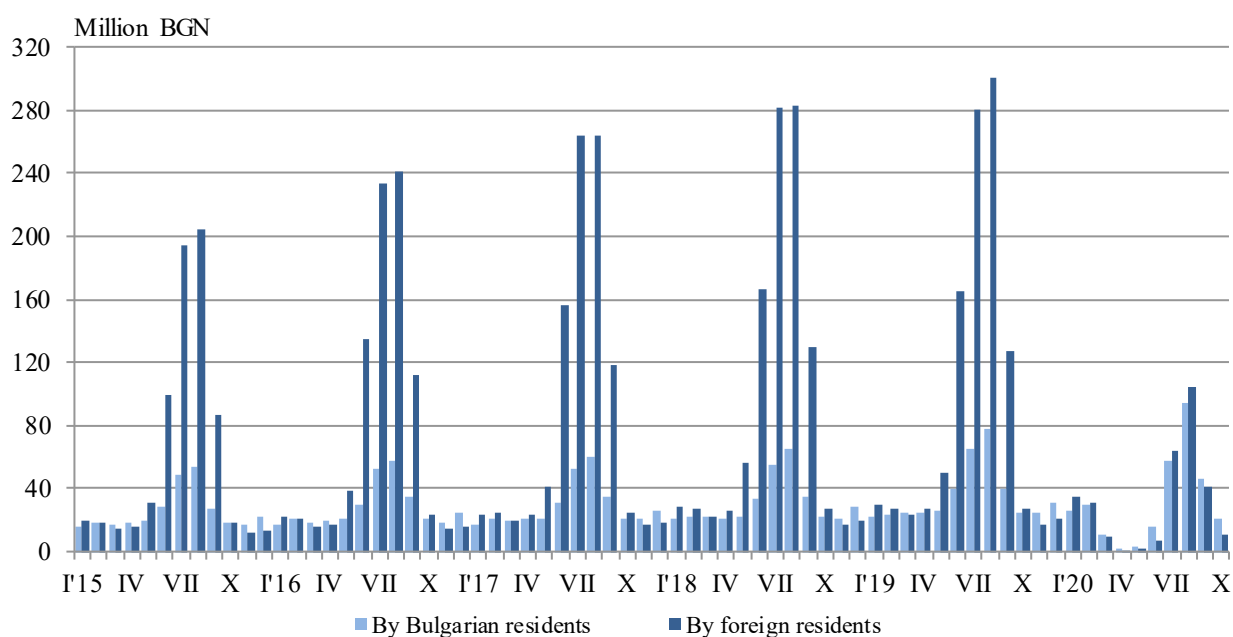
In October 2020, the total occupancy of the bed-places in accommodation establishments was 18.7% and decreased by 3.1 percentage points compared to October 2019. The highest occupancy of the bed-places was in 3 stars accommodation establishments - 20.5%, followed by 4 and 5 stars accommodation establishments - 20.4%, and with 1 and 2 stars - 15.6%.

**Figure 3. Occupation of the bed-places in accommodation establishments by categories and months**



The total revenues from nights spent in October 2020 reached 31.7 million BGN or by 39.0% less compared to October 2019. A drop from foreigners by 61.2% was registered and the decrease from Bulgarians was by 14.6%.

**Figure 4. Revenues from nights spent in accommodation establishments by months**



## Methodological notes

Since 2012 the statistical survey on **accommodation establishments** has been carried out monthly in compliance with the Regulation 692/2011 of the European Parliament and of the Council concerning European statistics on tourism and the Regulation 1051/2011 of the Commission implementing Regulation 692/2011 of the European Parliament and of the Council concerning European statistics on tourism, as regards the structure of the quality reports and the transmission of the data.

All categorized hotels, camping sites and other types of accommodation establishments with more than 10 bed-places in use during the reporting period were included in the observation.

The indicator **other accommodation establishments** include the holiday settlements, hostels, guests houses, bungalows, rest houses, mountain chalets, private rooms and flats and other establishments for short accommodation.

**Available Bed Capacity** is the maximum number of bed-places on offer for each day of the reference month.

In the **revenues from nights spent** in accommodation establishments are included the sums paid by the guests, without the extra services.

Annex

Table 1

Activity of accommodation establishments in October 2020<sup>1</sup>

Districts	Establishments - in numbers	Bed-places - in numbers	Available bed-nights - in numbers	Nights spent - in numbers		Arrivals in accommodation establishments - in numbers		Revenues from nights spent - Thousand BGN	
				Total	Of which: By foreigners	Total	Of which: Foreigners	Total	Of which: By foreigners
<b>Total</b>	<b>1777</b>	<b>110374</b>	<b>3342862</b>	<b>625475</b>	<b>152331</b>	<b>295693</b>	<b>55755</b>	<b>31712</b>	<b>10558</b>
Blagoevgrad	129	9406	283109	50398	3887	25474	1784	2558	257
Burgas	99	11967	325238	34688	7889	15177	2771	1959	563
Varna	148	12039	373209	52839	23500	22539	7332	2545	1243
Veliko Tarnovo	103	4297	133197	24521	5119	13237	1890	1039	271
Vidin	25	983	31093	15305	..	3035	817	769	..
Vratsa	25	887	25947	6426	431	2495	171	207	23
Gabrovo	54	2981	89891	12667	883	6683	301	421	50
Dobrich	50	4789	148451	16141	5087	7765	2426	991	359
Kardzhali	46	1366	42172	8646	772	4638	441	332	31
Kyustendil	65	2589	80240	10628	..	6406	..	424	..
Lovech	60	3225	96799	21547	835	9886	297	844	44
Montana	20	1043	32173	10903	..	3407	354	437	..
Pazardzhik	45	4200	126085	42648	1740	19086	658	2134	105
Pernik	8	384	11897	2361	..	1099	..	59	..
Pleven	22	1207	37417	8271	2424	3557	451	352	170
Plovdiv	197	10129	312924	82834	16559	39325	4627	4085	860
Razgrad	16	660	20460	5964	2104	2030	331	217	70
Ruse	51	2026	59525	10855	1933	6633	1151	510	118
Silistra	24	776	23814	3079	242	2111	156	132	14
Sliven	50	1679	52017	6499	1108	3591	280	293	80
Smolyan	183	7369	226446	27188	1141	13617	634	980	52
Sofia	69	6125	188559	27452	1966	14468	865	1210	100
Sofia (stolitsa)	109	12135	375861	82280	44216	45978	23542	6550	4496
Stara Zagora	57	4024	119787	33039	3717	11679	858	1435	237
Targovishte	12	518	16044	4286	1696	1214	196	194	78
Haskovo	32	1559	48315	13633	5246	5997	2360	610	313
Shumen	60	1393	43151	7214	1989	3315	400	283	81
Yambol	18	618	19041	3163	1232	1251	237	142	56

<sup>1</sup> In use.

'..' - confidential data.