

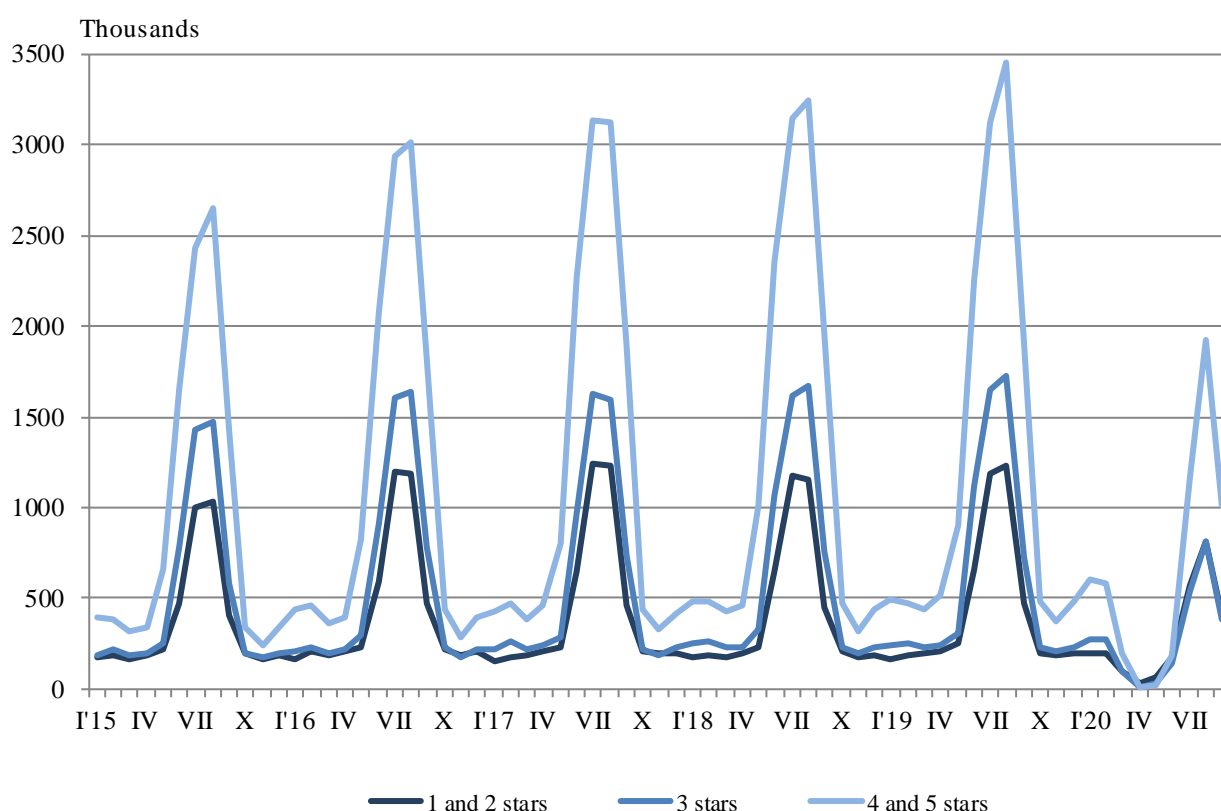
ACTIVITY OF ACCOMMODATION ESTABLISHMENTS IN SEPTEMBER 2020

In September 2020, during the continuing epidemic situation, 2 589 accommodation establishments - hotels, motels, camping sites, mountain chalets and other establishments for short-term accommodation with more than 10 bed-places functioned in the country (Annex, Table 1). The total number of the rooms in them was 102.9 thousand and the bed-places were 227.2 thousand. In comparison with September 2019, the total number of accommodation establishments (functioned during the period) decreased by 11.5% and the bed-places in them - by 22.9%.

The total number of the nights spent in all accommodation establishments registered in September 2020 was 1 787.2 thousand, or by 42.3% less in comparison with the same month of the previous year, as the greatest drop (by 47.3%) was observed in 4 and 5 stars accommodation establishments.

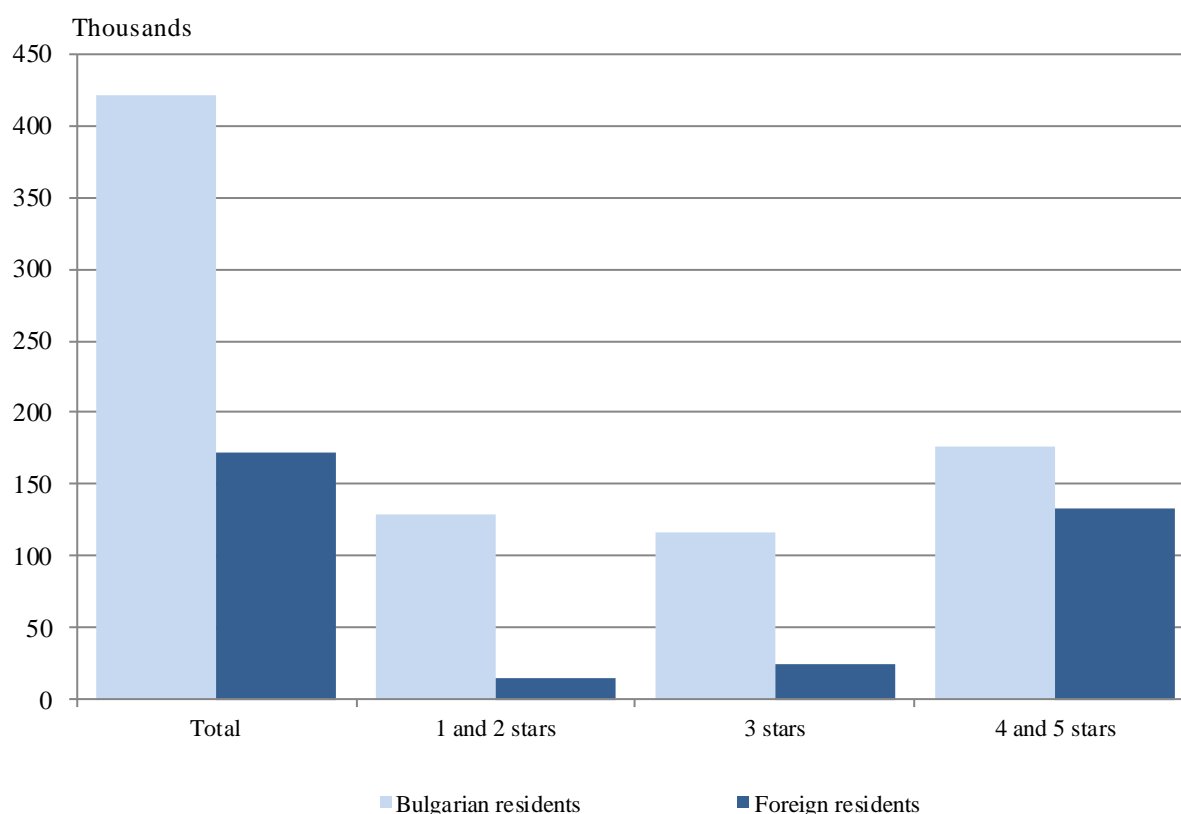
In September 2020, 78.0% of all nights spent by foreign citizens and 42.4% of all nights spent by Bulgarians were realized in 4 and 5 stars hotels. In 3 stars accommodation establishments were spent 13.6% of all nights by foreigners and 26.3% of all nights by Bulgarian residents, while in the rest of accommodation establishments (with 1 and 2 stars) they were 8.4% and 31.3% respectively.

Figure 1. Nights spent in accommodation establishments by categories and months



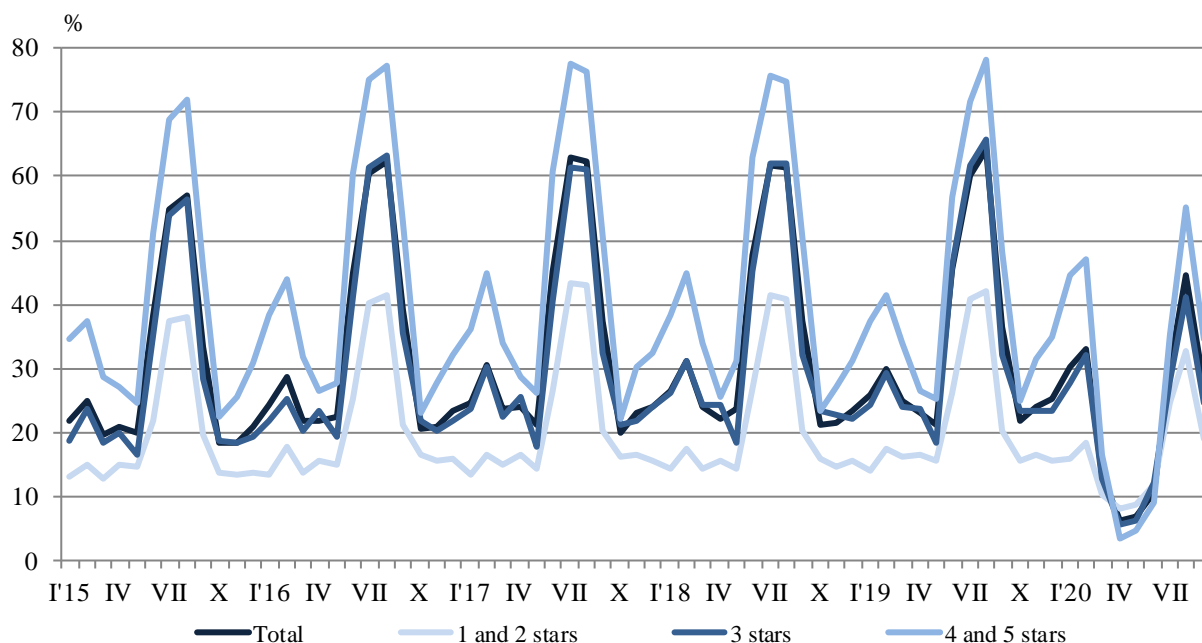
In September 2020, the number of arrivals in all accommodation establishments decreased by 30.0% compared to the same month of 2019 and reached 593.3 thousand. A drop for foreign citizens by 63.4% was registered, while for Bulgarians there was an increase - by 11.6%. Bulgarian citizens who spent nights in accommodation establishments in September 2020 were 421.5 thousand and spent 2.6 nights on the average. The arrivals of foreigners were 171.8 thousand, and had on average 4.1 nights, as 77.6% of them spent nights in hotels with 4 and 5 stars.

Figure 2. Arrivals in accommodation establishments by categories in September 2020



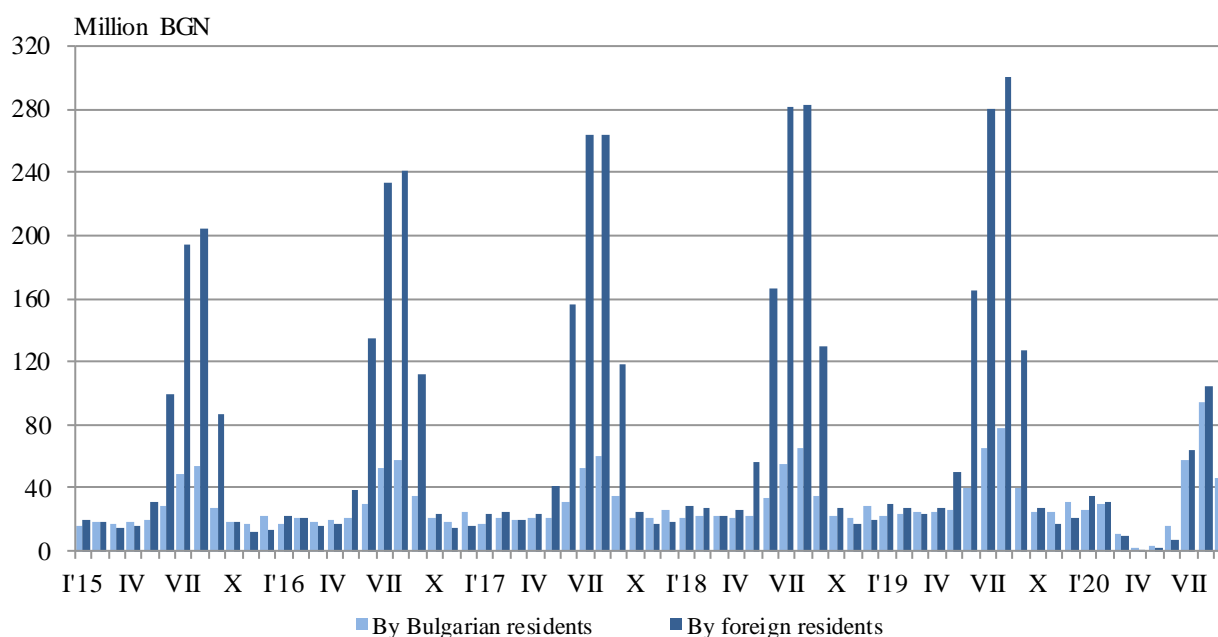
In September 2020, the total occupancy of the bed-places in accommodation establishments was 27.3% and decreased by 9.1 percentage points compared to September 2019. The highest occupancy of the bed-places was in 4 and 5 stars hotels - 34.6%, followed by 3 stars accommodation establishments - 24.7%, and with 1 and 2 stars - 19.1%.

Figure 3. Occupation of the bed-places in accommodation establishments by categories and months



The total revenues from nights spent in September 2020 reached 88.1 million BGN or by 47.1% less compared to September 2019. A drop from foreigners by 67.5% was registered, while from Bulgarians there was an increase - by 18.2%.

Figure 4. Revenues from nights spent in accommodation establishments by months



Methodological notes

Since 2012 the statistical survey on **accommodation establishments** has been carried out monthly in compliance with the Regulation 692/2011 of the European Parliament and of the Council concerning European statistics on tourism and the Regulation 1051/2011 of the Commission implementing Regulation 692/2011 of the European Parliament and of the Council concerning European statistics on tourism, as regards the structure of the quality reports and the transmission of the data.

All categorized hotels, camping sites and other types of accommodation establishments with more than 10 bed-places in use during the reporting period were included in the observation.

The indicator **other accommodation establishments** include the holiday settlements, hostels, guests houses, bungalows, rest houses, mountain chalets, private rooms and flats and other establishments for short accommodation.

Available Bed Capacity is the maximum number of bed-places on offer for each day of the reference month.

In the **revenues from nights spent** in accommodation establishments are included the sums paid by the guests, without the extra services.

Annex

Table 1

Activity of accommodation establishments in September 2020¹

Districts	Establishments - in numbers	Bed-places - in numbers	Available bed-nights - in numbers	Nights spent - in numbers		Arrivals in accommodation establishments - in numbers		Revenues from nights spent - Thousand BGN	
				Total	Of which: By foreigners	Total	Of which: Foreigners	Total	Of which: By foreigners
Total	2589	227206	6547405	1787162	697348	593318	171799	88126	41345
Blagoevgrad	153	11036	328440	71143	5105	33530	2051	3480	282
Burgas	516	80057	2261981	703594	312730	166213	60091	32505	16532
Varna	308	46006	1284296	326789	207183	93895	50678	17302	12112
Veliko Tarnovo	113	4560	136800	30642	5076	15698	1785	1266	255
Vidin	25	983	29302	14075	10267	3950	1089	744	598
Vratsa	24	861	25390	6932	357	3005	165	196	17
Gabrovo	60	3208	93840	18022	850	8800	262	568	43
Dobrich	110	13654	398970	124707	65759	39127	18961	8095	4870
Kardzhali	45	1417	42360	11175	1549	6693	1115	451	75
Kyustendil	69	2692	80760	16326	..	8987	..	637	..
Lovech	69	3638	104120	27581	738	12490	266	1138	..
Montana	24	1160	34800	14610	6696	3869	480	576	..
Pazardzhik	53	4443	129235	55662	1967	21212	604	2851	119
Pernik	9	373	11190	2347	..	1236	..	66	..
Pleven	22	1207	36210	7445	2415	3379	429	343	172
Plovdiv	217	10692	319494	95613	14173	45494	4650	4707	974
Razgrad	17	692	20760	6006	2133	2374	369	215	69
Ruse	53	2083	61631	11453	2290	7339	1418	522	125
Silistra	24	776	23038	3396	313	2394	239	159	19
Sliven	56	1958	58740	6715	659	3971	265	267	43
Smolyan	248	8981	268594	48291	1432	21536	672	1674	64
Sofia	83	6448	192383	39674	3669	19137	1488	1681	206
Sofia (stolitsa)	115	12414	371951	86534	40863	46905	21116	6128	3796
Stara Zagora	56	3769	110284	30617	2571	10809	878	1336	159
Targovishte	12	518	15540	6778	2310	1712	268	311	105
Haskovo	32	1579	47370	11408	3163	5172	1458	532	208
Shumen	59	1375	41250	7214	1726	3114	313	273	68
Yambol	17	626	18676	2413	522	1277	173	103	28

¹ In use.

'..' - confidential data.