

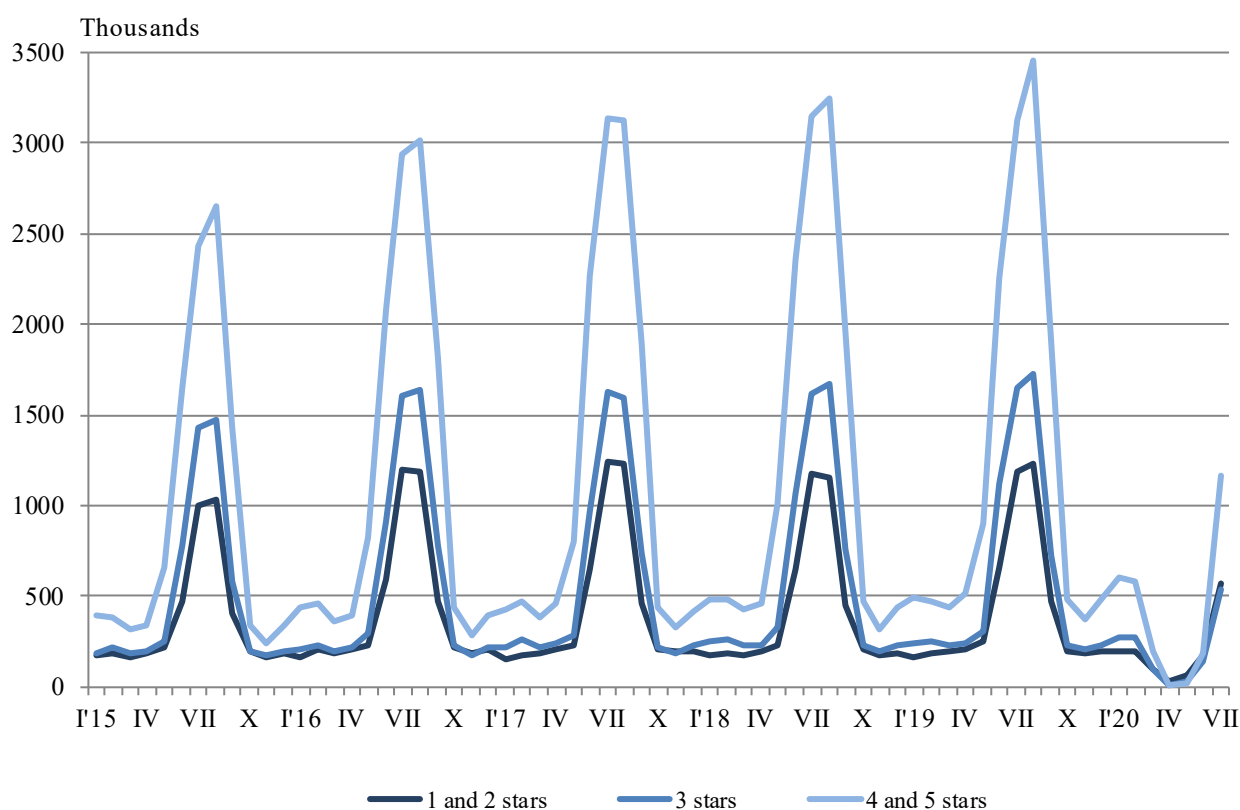
## ACTIVITY OF ACCOMMODATION ESTABLISHMENTS IN JULY 2020

In July 2020, during the continuing epidemic situation, 2 768 accommodation establishments - hotels, motels, camping sites, mountain chalets and other establishments for short-term accommodation with more than 10 bed-places functioned in the country (Annex, Table 1). The total number of the rooms in them was 112.9 thousand and the bed-places were 251.4 thousand. In comparison with July 2019, the total number of accommodation establishments (functioned during the period) decreased by 18.4% and the bed-places in them - by 22.5%.

The total number of the nights spent in all accommodation establishments registered in July 2020 was 2 265.9 thousand, or by 61.9% less in comparison with the same month of the previous year, as the greatest drop (by 67.7%) was observed in 3 stars accommodation establishments.

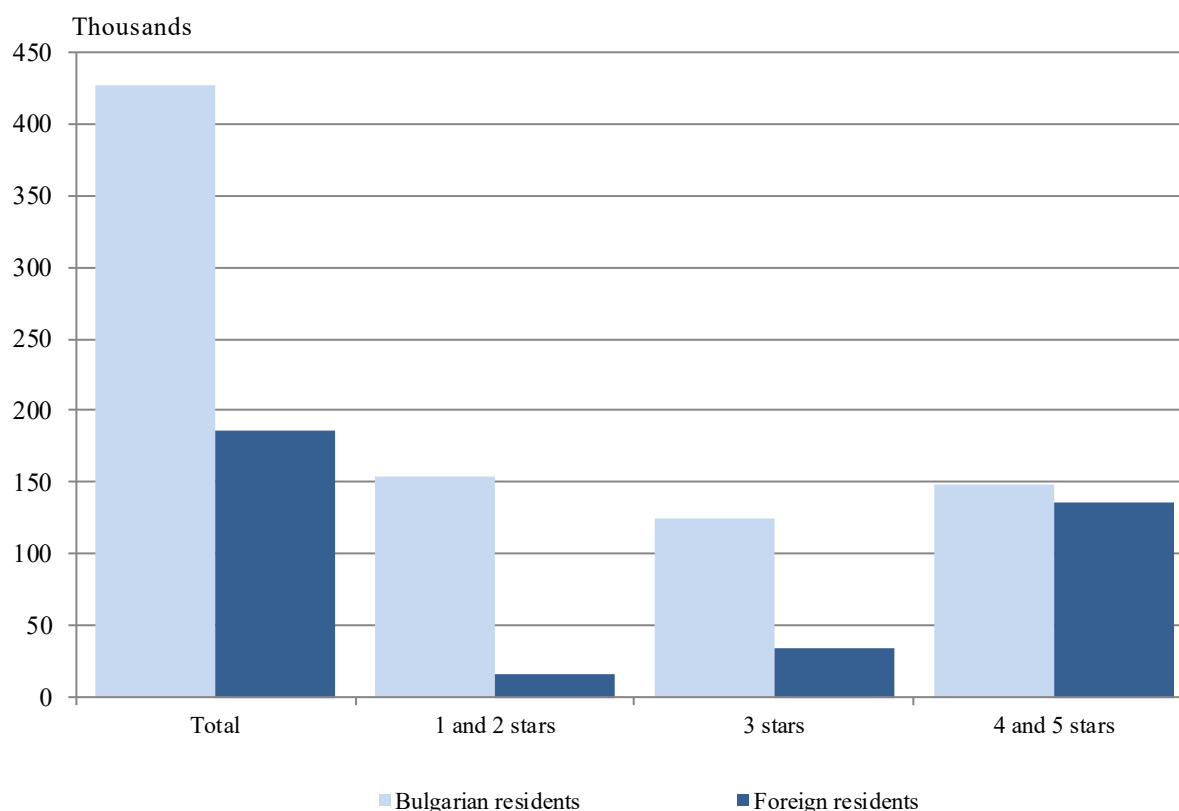
In July 2020, 73.5% of all nights spent by foreign citizens and 35.5% of all nights spent by Bulgarians were realized in 4 and 5 stars hotels. In 3 stars accommodation establishments were spent 18.3% of all nights by foreigners and 27.3% of all nights by Bulgarian residents, while in the rest of accommodation establishments (with 1 and 2 stars) they were 8.2% and 37.2% respectively.

**Figure 1. Nights spent in accommodation establishments by categories and months**



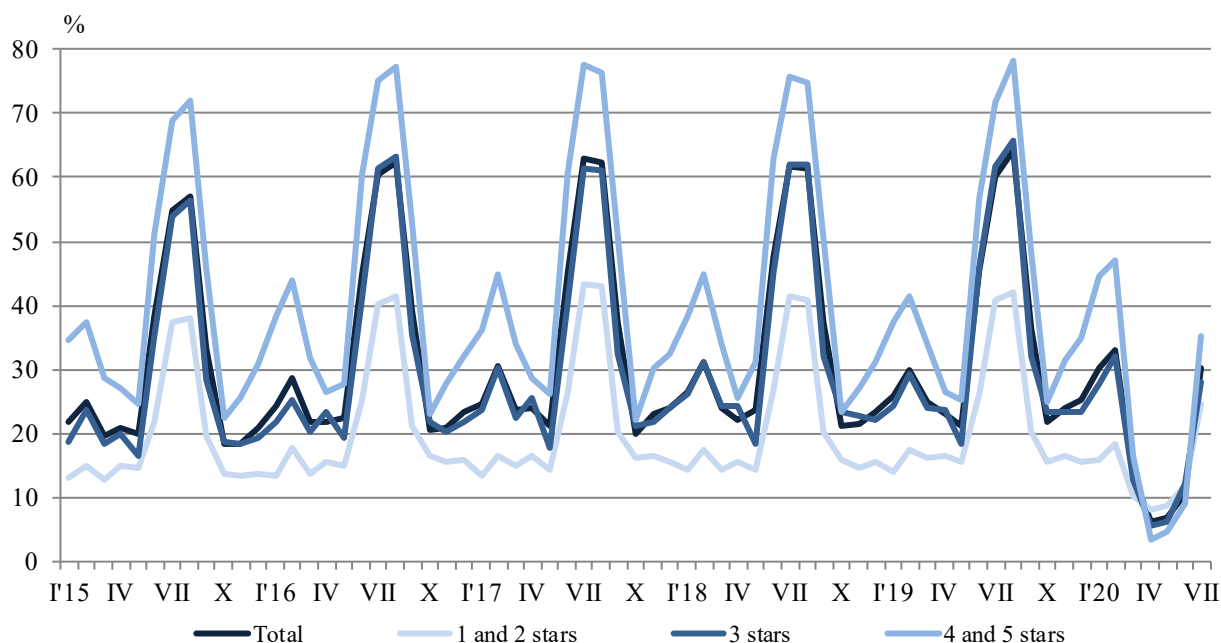
In July 2020, the number of arrivals in all accommodation establishments decreased by 52.7% compared to the same month of 2019 and reached 613.2 thousand. A drop for foreign citizens by 77.1% was registered. The arrivals of Bulgarians also decreased by 12.0%. Bulgarian citizens who spent nights in accommodation establishments in July 2020 were 427.0 thousand and spent 3.1 nights on the average. The arrivals of foreigners were 186.2 thousand, and had on average 5.1 nights, as 73.1% of them spent nights in hotels with 4 and 5 stars.

**Figure 2. Arrivals in accommodation establishments by categories in July 2020**



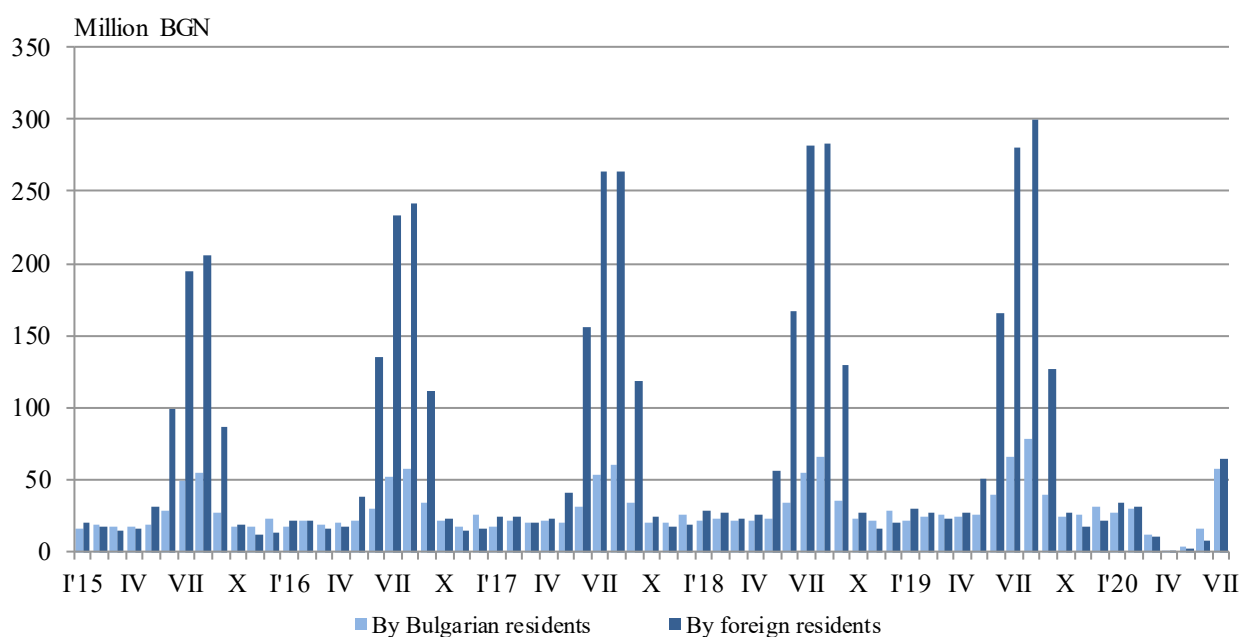
In July 2020, the total occupancy of the bed-places in accommodation establishments was 30.1% as it decreased by 29.9 percentage points compared to July 2019. The highest occupancy of the bed-places was in 4 and 5 stars hotels - 35.1%, followed by 3 stars accommodation establishments - 28.1%, and 1 and 2 stars - 24.5%.

**Figure 3. Occupation of the bed-places in accommodation establishments by categories and months**



The total revenues from nights spent in July 2020 reached 122.4 million BGN or by 64.6% less compared to July 2019. A drop from foreigners by 77.1% was registered and the decrease from Bulgarians was by 11.6%.

**Figure 4. Revenues from nights spent in accommodation establishments by months**



## Methodological notes

Since 2012 the statistical survey on **accommodation establishments** has been carried out monthly in compliance with the Regulation 692/2011 of the European Parliament and of the Council concerning European statistics on tourism and the Regulation 1051/2011 of the Commission implementing Regulation 692/2011 of the European Parliament and of the Council concerning European statistics on tourism, as regards the structure of the quality reports and the transmission of the data.

All categorized hotels, camping sites and other types of accommodation establishments with more than 10 bed-places in use during the reporting period were included in the observation.

The indicator **other accommodation establishments** include the holiday settlements, hostels, guests houses, bungalows, rest houses, mountain chalets, private rooms and flats and other establishments for short accommodation.

**Available Bed Capacity** is the maximum number of bed-places on offer for each day of the reference month.

In the **revenues from nights spent** in accommodation establishments are included the sums paid by the guests, without the extra services.

Annex

Table 1

Activity of accommodation establishments in July 2020<sup>1</sup>

Districts	Establishments - in numbers	Bed-places - in numbers	Available bed-nights - in numbers	Nights spent - in numbers		Arrivals in accommodation establishments - in numbers		Revenues from nights spent - Thousand BGN	
				Total	Of which: By foreigners	Total	Of which: Foreigners	Total	Of which: By foreigners
<b>Total</b>	<b>2768</b>	<b>251365</b>	<b>7533670</b>	<b>2265940</b>	<b>947937</b>	<b>613199</b>	<b>186246</b>	<b>122374</b>	<b>64243</b>
Blagoevgrad	143	10667	317893	48440	3468	22825	1790	2343	186
Burgas	700	95318	2813104	1004533	416081	216187	70066	53613	27094
Varna	363	51062	1548607	514842	311240	119259	58571	28579	20381
Veliko Tarnovo	107	4465	138353	30784	7460	13377	1363	1155	371
Vidin	25	968	29285	12698	..	3105	795	671	..
Vratsa	25	887	26370	6968	1124	2454	229	185	40
Gabrovo	59	3188	90162	14583	534	7594	240	453	30
Dobrich	139	20101	617303	244854	141293	58587	29628	17953	11508
Kardzhali	43	1314	40459	9869	627	5287	330	424	34
Kyustendil	73	2799	86429	11431	..	6494	372	351	..
Lovech	65	3476	101381	27768	..	10666	239	1129	..
Montana	24	1160	35526	15684	8988	3508	563	551	308
Pazardzhik	48	4183	120265	42639	1072	15733	383	1874	60
Pernik	8	357	11067	1949	..	830	77	58	..
Pleven	22	1207	37417	7817	2563	3429	302	386	200
Plovdiv	212	10490	322849	70840	5833	33470	2486	3170	343
Razgrad	17	692	21452	9050	2700	1930	301	356	127
Ruse	50	1902	56527	8489	1506	5538	1078	412	98
Silistra	25	783	24273	2948	162	1811	105	124	10
Sliven	53	1714	52096	5749	714	3250	218	239	57
Smolyan	201	8589	263306	38157	961	15362	305	1341	41
Sofia	81	6375	191906	32110	1997	13376	1035	1266	114
Sofia (stolitsa)	107	11746	352518	60907	24132	33551	14635	4069	2401
Stara Zagora	57	3876	110469	22614	1243	7523	440	874	89
Targovishte	13	584	17890	4510	281	1629	84	214	18
Haskovo	29	1466	45446	6837	1612	2334	291	248	50
Shumen	61	1355	42005	6528	1593	3085	248	243	75
Yambol	18	641	19312	2342	473	1005	72	93	21

<sup>1</sup> In use.

'..' - confidential data.