

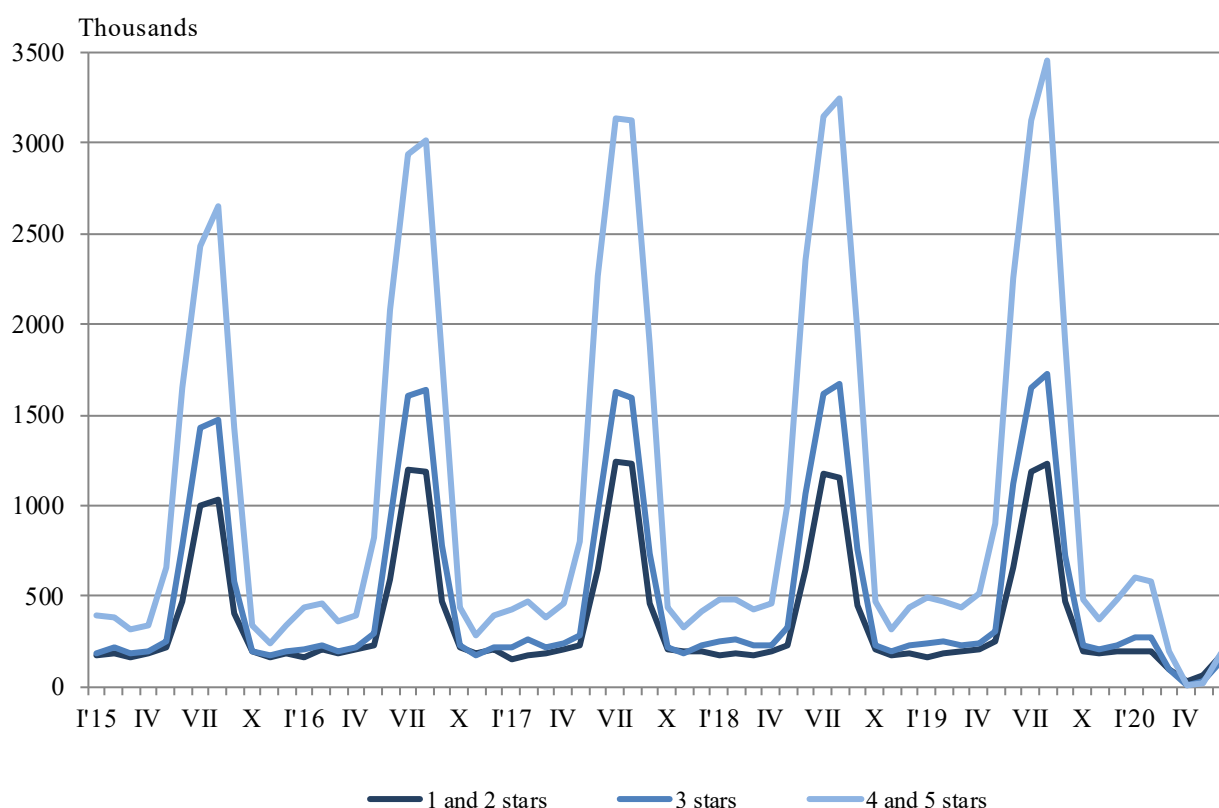
ACTIVITY OF ACCOMMODATION ESTABLISHMENTS IN JUNE 2020

In June 2020, during the continuing epidemic situation, 2 030 accommodation establishments - hotels, motels, camping sites, mountain chalets and other establishments for short-term accommodation with more than 10 bed-places were functioned in the country (Annex, Table 1). The total number of the rooms in them was 79.2 thousand and the bed-places were 171.4 thousand. In comparison with June 2019, the total number of accommodation establishments (functioned during the period) decreased by 32.7% and the bed-places in them - by 43.6%.

The total number of the nights spent in all accommodation establishments registered in June 2020 was 495.1 thousand, or by 87.7% less in comparison with the same month of the previous year, as the greatest drop (by 91.7%) was observed in 4 and 5 stars accommodation establishments.

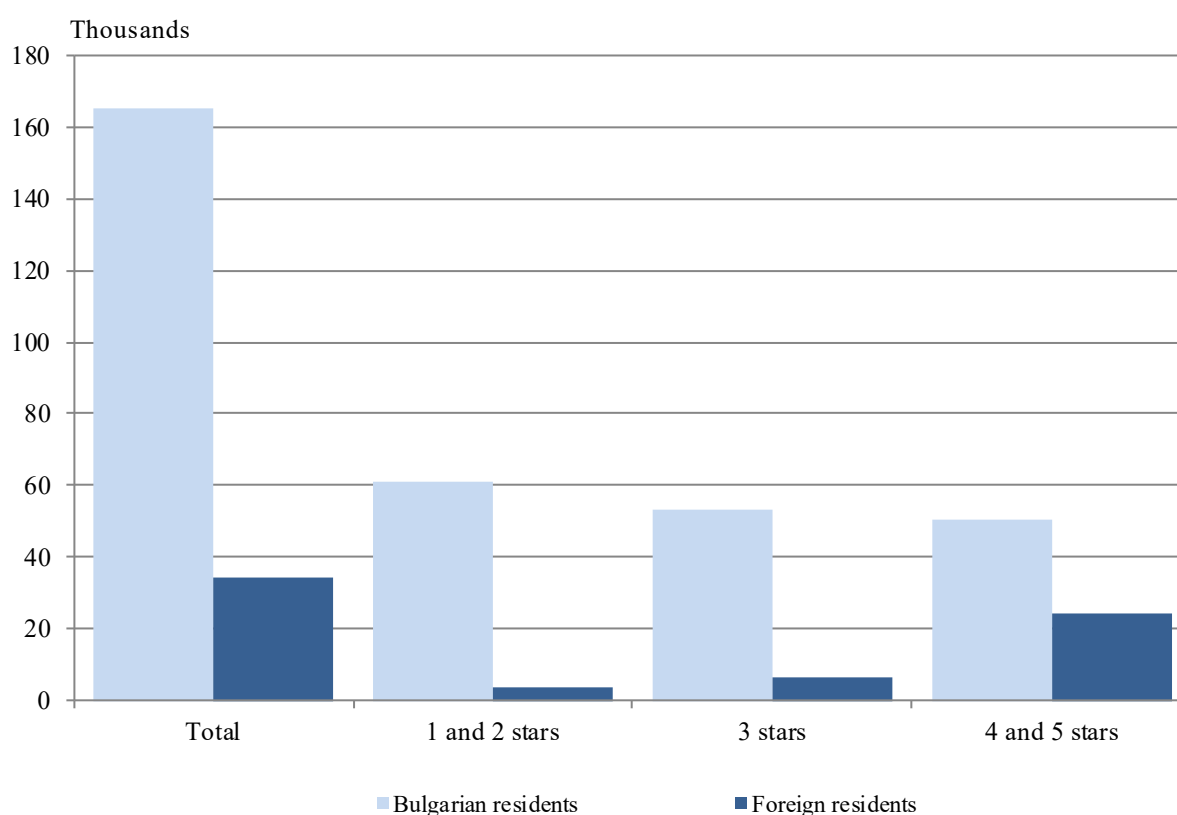
In June 2020, 59.3% of all nights spent by foreign citizens and 31.3% of all nights spent by Bulgarians were realized in 4 and 5 stars hotels. In 3 stars accommodation establishments were spent 21.3% of all nights by foreigners and 29.8% of all nights by Bulgarian residents, while in the rest of accommodation establishments (with 1 and 2 stars) they were 19.4% and 38.9% respectively.

Figure 1. The nights spent in accommodation establishments by categories and months



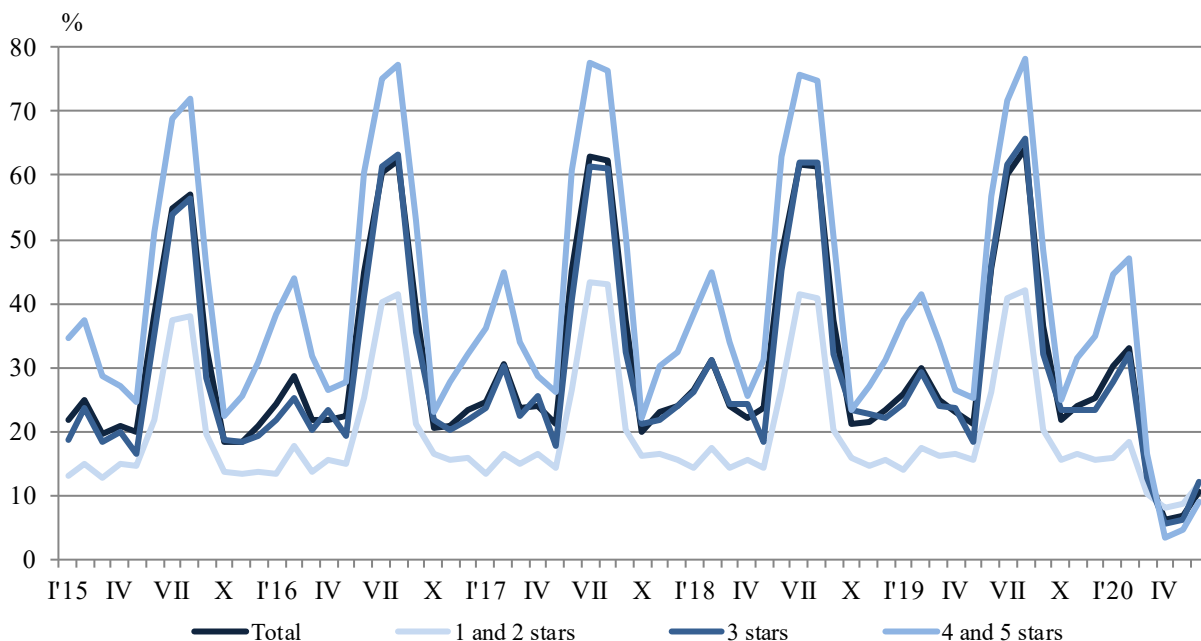
In June 2020, the number of arrivals in all accommodation establishments decreased by 80.6% compared to the same month of 2019 and reached 199.5 thousand. A collapse both for foreign citizens by 94.5% and for Bulgarian citizens by 59.5% was registered. Bulgarians spent the nights in accommodation establishments in June 2020 were 165.2 thousand and spent 2.3 nights on the average. The arrivals of foreigners were 34.3 thousand, and had on average 3.3 nights, as 70.1% of them spent nights in hotels with 4 and 5 stars.

Figure 2. Arrivals in accommodation establishments by categories in June 2020



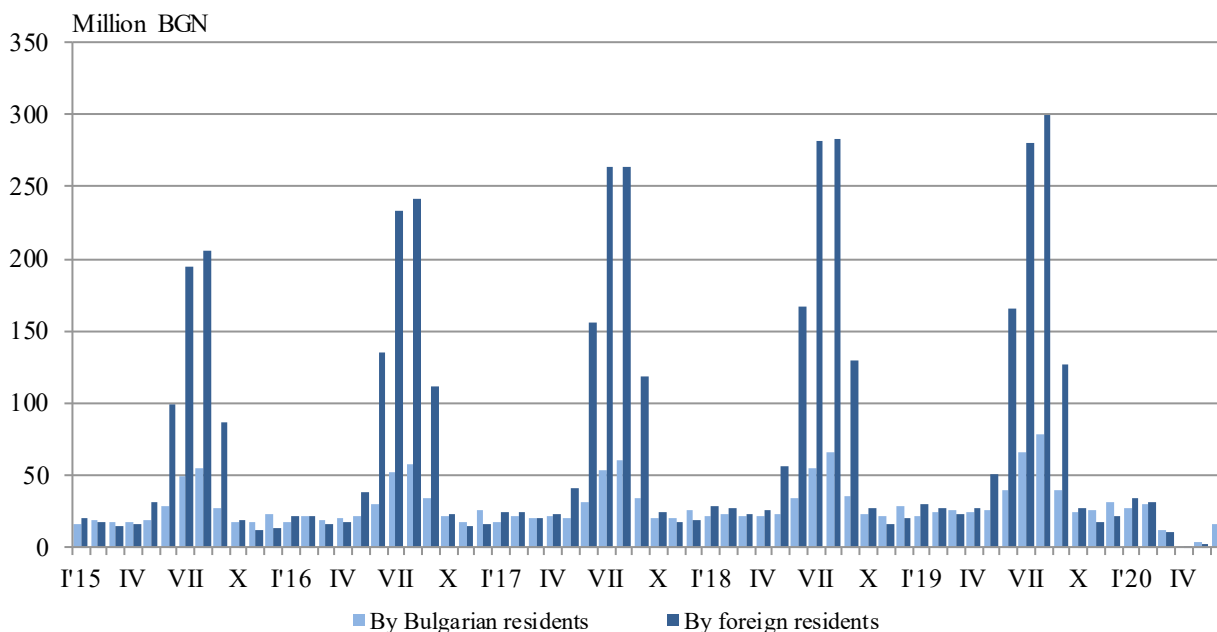
In June 2020, the total occupancy of the bed-places in accommodation establishments was 10.7% and decreased by 34.7 percentage points compared to June 2019. The highest was occupancy of the bed-places in 3 stars accommodation establishments - 12.1%, followed by 1 and 2 stars accommodation establishments - 11.9%, and hotels with 4 and 5 stars - 9.0%.

Figure 3. The occupation of the bed-places in accommodation establishments by categories and months



The total revenues from nights spent in June 2020 reached 23.1 million BGN or by 88.8% less compared to June 2019. A drop both for foreigners by 95.7% and for Bulgarians by 60.3% was registered.

Figure 4. The revenues from nights spent in accommodation establishments by months



Methodological notes

Since 2012 the statistical survey on **accommodation establishments** has been carried out monthly in compliance with the Regulation 692/2011 of the European Parliament and of the Council concerning European statistics on tourism and the Regulation 1051/2011 of the Commission implementing Regulation 692/2011 of the European Parliament and of the Council concerning European statistics on tourism, as regards the structure of the quality reports and the transmission of the data.

All categorized hotels, camping sites and other types of accommodation establishments with more than 10 bed-places in use during the reporting period were included in the observation.

The indicator **other accommodation establishments** include the holiday settlements, hostels, guests houses, bungalows, rest houses, mountain chalets, private rooms and flats and other establishments for short accommodation.

Available Bed Capacity is the maximum number of bed-places on offer for each day of the reference month.

In the **revenues from nights spent** in accommodation establishments are included the sums paid by the guests, without the extra services.

Annex

Table 1

Activity of accommodation establishments in June 2020¹

Districts	Establishments - in numbers	Bed-places - in numbers	Available bed-nights - in numbers	Nights spent - in numbers		Arrivals in accommodation establishments - in numbers		Revenues from nights spent - Thousand BGN	
				Total	Of which: By foreigners	Total	Of which: Foreigners	Total	Of which: By foreigners
Total	2030	171414	4644607	495120	111897	199533	34357	23061	7177
Blagoevgrad	111	8385	237316	21647	1677	10738	794	1103	92
Burgas	374	59065	1475759	134216	20039	39566	5088	5603	1104
Varna	228	28663	760992	68418	26653	25584	7683	3421	1643
Veliko Tarnovo	98	4047	118320	18175	7048	7672	1755	689	325
Vidin	23	712	20669	8078	..	2041	354	318	..
Vratsa	24	853	24440	4329	150	1855	81	114	7
Gabrovo	47	2591	70609	5657	134	3145	85	194	6
Dobrich	93	11874	334860	37472	15705	12462	4640	2316	1081
Kardzhali	39	1180	35280	4952	107	3057	81	186	4
Kyustendil	56	2123	63690	5410	..	3413	..	177	..
Lovech	54	3006	85348	11968	..	5358	103	456	..
Montana	24	1156	34680	12209	8217	2766	551	417	277
Pazardzhik	36	3296	87411	16717	271	7187	124	750	15
Pernik	8	357	10710	1930	..	783	..	49	..
Pleven	19	1098	32940	6014	2429	1891	234	319	187
Plovdiv	197	10016	292643	37678	2282	20318	1040	1712	137
Razgrad	16	678	20340	7830	2407	1942	257	272	110
Ruse	48	1795	53493	6018	580	3940	326	291	36
Silistra	24	767	23010	1946	47	1470	38	85	2
Sliven	47	1770	51994	3067	312	2040	100	119	20
Smolyan	131	5342	153487	9314	247	4875	83	301	10
Sofia	66	4703	135621	9003	525	4135	324	361	32
Sofia (stolitsa)	100	10665	307848	34760	14260	22495	9723	2767	1726
Stara Zagora	52	3396	97409	13612	529	5017	273	464	34
Targovishte	12	560	16800	3657	126	1148	56	181	7
Haskovo	28	1390	41700	4020	681	1709	128	135	18
Shumen	58	1297	38910	5458	1537	2096	135	193	61
Yambol	17	629	18328	1565	108	830	35	68	5

¹ In use.

'..' - confidential data.