

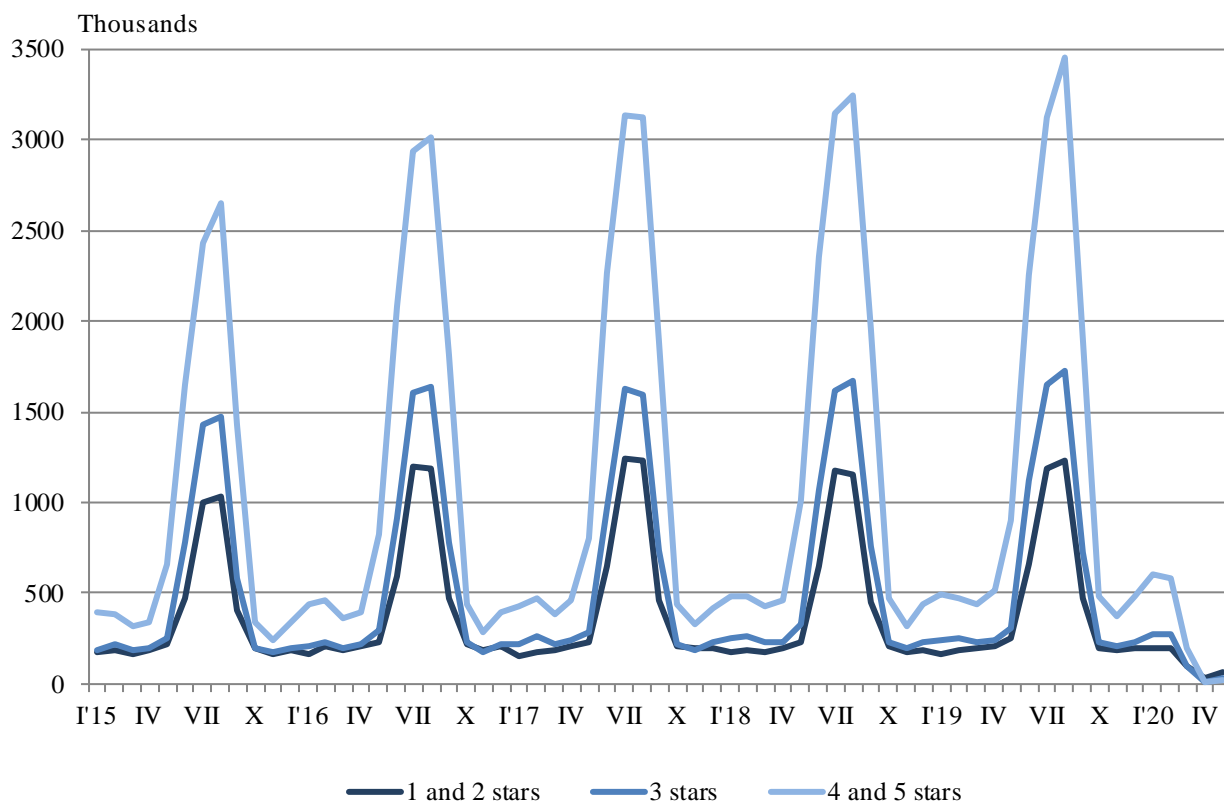
## ACTIVITY OF ACCOMMODATION ESTABLISHMENTS IN MAY 2020

In May 2020, in a state of emergency and the ensuing epidemic situation, 1 103 accommodation establishments - hotels, motels, camping sites, mountain chalets and other establishments for short-term accommodation with more than 10 bed-places were functioned in the country (Annex, Table 1). The total number of the rooms in them was 30.5 thousand and the bed-places were 61.1 thousand. In comparison with May 2019, the total number of accommodation establishments (functioned during the period) decreased by 52.6% and the bed-places in them - by 74.1%.

The total number of the nights spent in all accommodation establishments registered in May 2020 was 116.1 thousand, or by 92.0% less in comparison with the same month of the previous year, as the greatest drop (by 97.5%) was observed in 4 and 5 stars accommodation establishments.

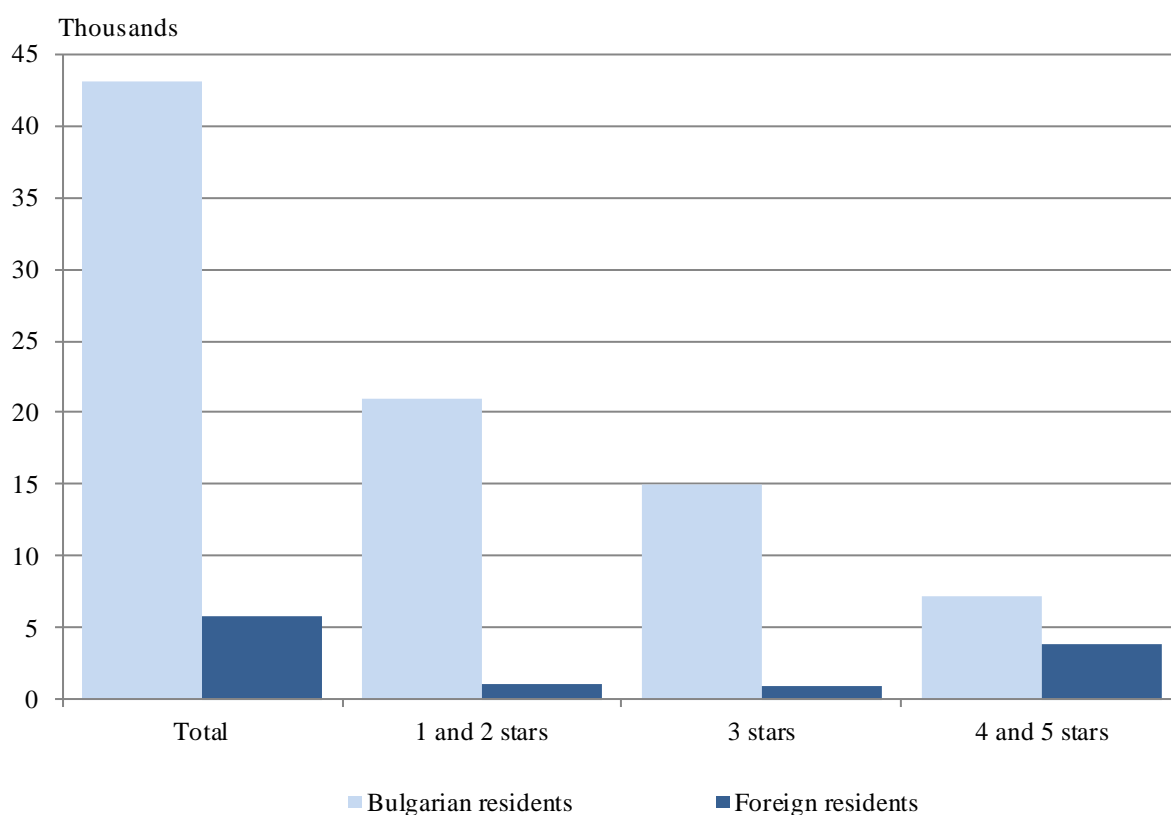
In May 2020, 41.1% of all nights spent by foreign citizens and 54.4% of all nights spent by Bulgarians were realized in 1 and 2 stars hotels. In 4 and 5 stars accommodation establishments were spent 34.9% of all nights by foreigners and 15.4% of all nights by Bulgarian residents, while in the rest of accommodation establishments (with 3 stars) they were 24.0% and 30.2% respectively.

**Figure 1. The nights spent in accommodation establishments by categories and months**



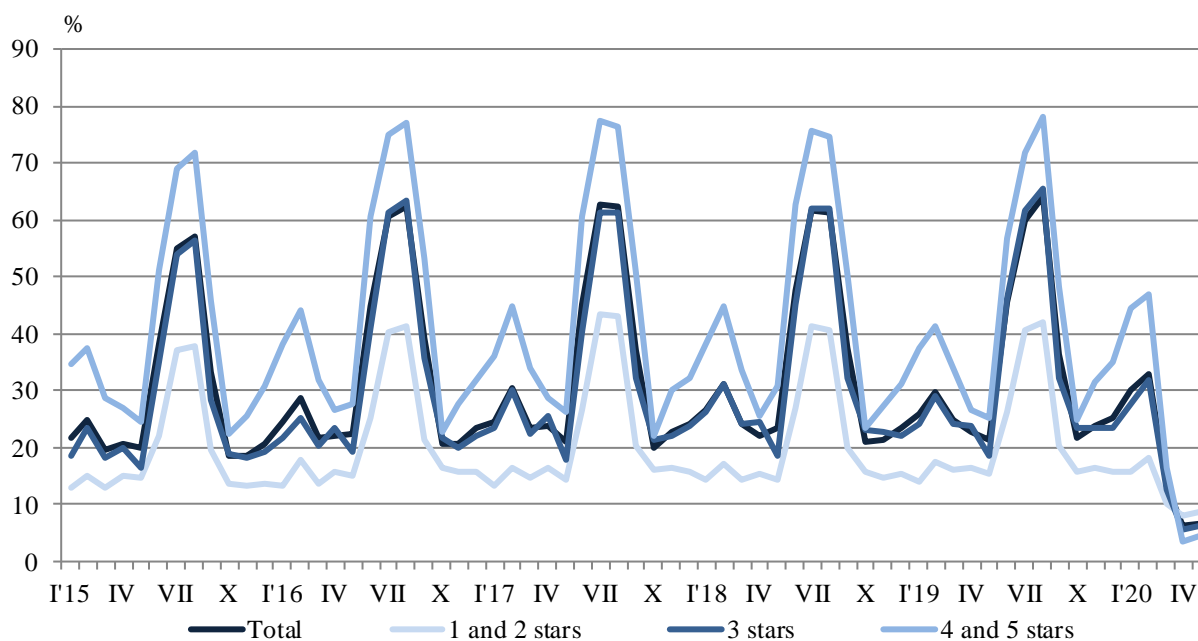
In May 2020, the number of arrivals in all accommodation establishments decreased by 91.7% compared to the same month of 2019 and reached 48.9 thousand. A collapse both for foreign citizens by 97.9% and for Bulgarian citizens by 86.1% was registered. Bulgarians spent the nights in accommodation establishments in May 2020 were 43.1 thousand and spent 2.1 nights on the average. The arrivals of foreigners were 5.8 thousand, and had on average 4.1 nights, as 67.3% of them spent nights in hotels with 4 and 5 stars.

**Figure 2. Arrivals in accommodation establishments by categories in May 2020**



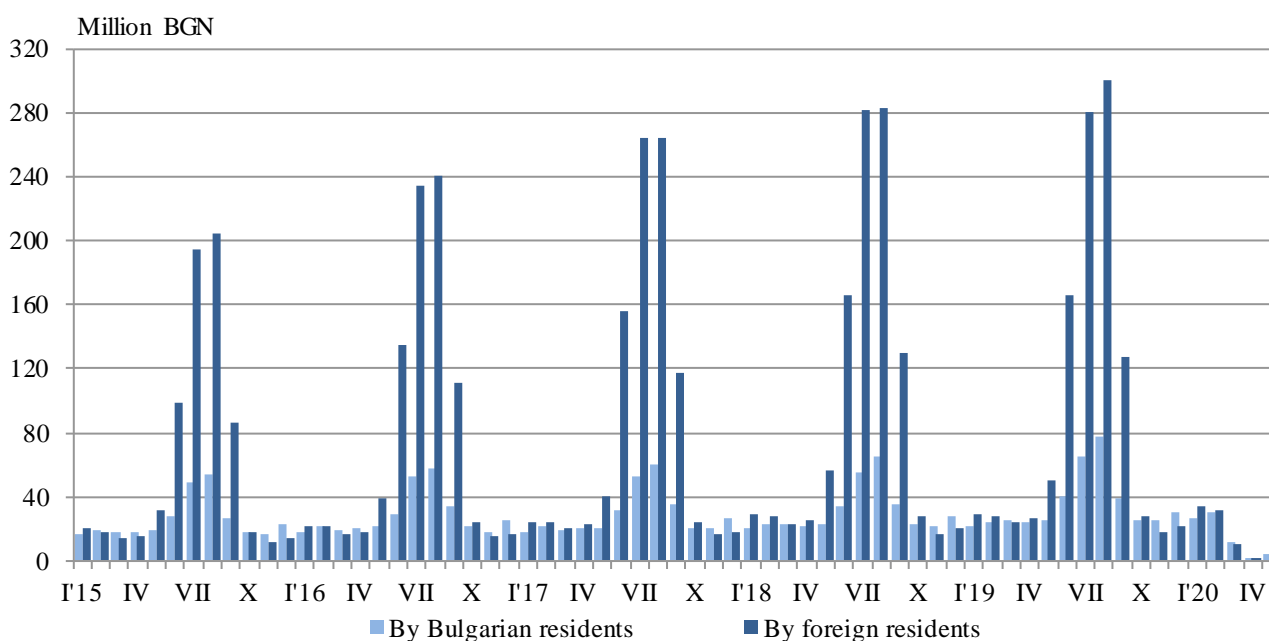
In May 2020, the total occupancy of the bed-places in accommodation establishments was 6.8% and decreased by 14.5 percentage points compared to May 2019. The highest was occupancy of the bed-places in 1 and 2 stars accommodation establishments - 8.7%, followed by 3 stars accommodation establishments - 6.3%, and hotels with 4 and 5 stars - 4.6%.

**Figure 3. The occupation of the bed-places in accommodation establishments by categories and months**



The total revenues from nights spent in May 2020 reached 5.4 million BGN or by 92.9% less compared to May 2019. A drop for both foreigners by 96.6% and Bulgarians by 85.8% was registered.

**Figure 4. The revenues from nights spent in accommodation establishments by months**



## Methodological notes

Since 2012 the statistical survey on **accommodation establishments** has been carried out monthly in compliance with the Regulation 692/2011 of the European Parliament and of the Council concerning European statistics on tourism and the Regulation 1051/2011 of the Commission implementing Regulation 692/2011 of the European Parliament and of the Council concerning European statistics on tourism, as regards the structure of the quality reports and the transmission of the data.

All categorized hotels, camping sites and other types of accommodation establishments with more than 10 bed-places in use during the reporting period were included in the observation.

The indicator **other accommodation establishments** include the holiday settlements, hostels, guests houses, bungalows, rest houses, mountain chalets, private rooms and flats and other establishments for short accommodation.

**Available Bed Capacity** is the maximum number of bed-places on offer for each day of the reference month.

In the **revenues from nights spent** in accommodation establishments are included the sums paid by the guests, without the extra services.

## Annex

Table 1

### Activity of accommodation establishments in May 2020<sup>1</sup>

Districts	Establishments - in numbers	Bed-places - in numbers	Available bed-nights - in numbers	Nights spent - in numbers		Arrivals in accommodation establishments - in numbers		Revenues from nights spent - BGN	
				Total	Of which: By foreigners	Total	Of which: Foreigners	Total	Of which: By foreigners
<b>Total</b>	<b>1103</b>	<b>61107</b>	<b>1716785</b>	<b>116101</b>	<b>23695</b>	<b>48875</b>	<b>5790</b>	<b>5381928</b>	<b>1728993</b>
Blagoevgrad	67	4426	118129	6657	350	2446	77	278284	17433
Burgas	73	6079	143491	8891	757	3718	156	409707	63807
Varna	96	7219	201960	10156	969	4733	256	504760	68359
Veliko Tarnovo	78	3341	103359	9954	4640	2679	385	359216	189701
Vidin	21	730	20972	1583	553	725	83	50396	13457
Vratsa	21	729	22145	2607	362	680	23	74563	13848
Gabrovo	22	1013	28747	1268	..	610	..	40521	..
Dobrich	40	3283	99077	3432	84	1381	26	136983	6307
Kardzhali	34	944	29022	2168	21	1408	13	75733	1007
Kyustendil	26	1125	32985	1478	28	841	12	43669	684
Lovech	30	1932	59443	3347	..	1310	23	120916	..
Montana	18	941	25847	5434	..	910	295	173764	..
Pazardzhik	19	1451	44981	3277	25	1545	14	155076	1281
Pernik	8	340	10540	692	..	437	..	20102	..
Pleven	18	1058	32688	5146	2863	1075	169	285106	202035
Plovdiv	110	5043	150079	8504	330	4955	124	374498	16288
Razgrad	14	630	19530	4748	..	959	..	172153	..
Ruse	39	1495	46230	2477	81	1649	40	102915	4107
Silistra	16	615	18995	1087	43	652	12	37388	2046
Sliven	38	1377	42687	1405	76	823	17	47592	..
Smolyan	83	3257	39098	3260	25	1720	11	95886	941
Sofia	37	1452	40763	3799	..	984	..	107733	..
Sofia (stolitsa)	73	7284	225804	14944	5106	8576	3749	1327360	828248
Stara Zagora	40	2564	74944	3847	695	1619	44	151641	..
Targovishte	8	386	11752	1312	..	744	8	56083	..
Haskovo	21	950	29450	1369	69	492	12	56498	3273
Shumen	41	1019	31527	2681	..	935	38	97732	..
Yambol	12	424	12540	578	11	269	8	25653	466

<sup>1</sup> In use.

‘..’ - confidential data.