

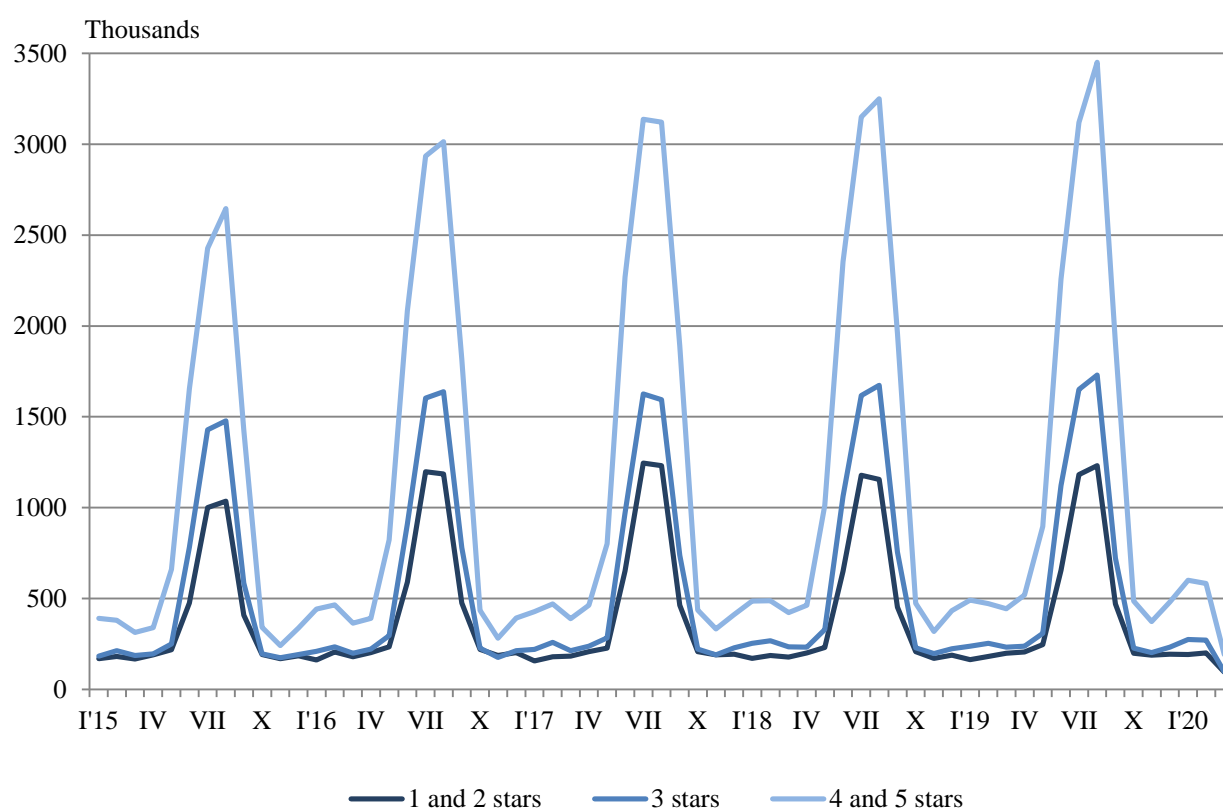
ACTIVITY OF ACCOMMODATION ESTABLISHMENTS IN MARCH 2020

In March 2020, in a state of emergency declared on 13.03.2020, 1 662 accommodation establishments - hotels, motels, camping sites, mountain chalets and other establishments for short-term accommodation with more than 10 bed-places were functioned in the country (Annex, Table 1). The total number of the rooms in them was 51.6 thousand and the bed-places were 104.3 thousand. In comparison with March 2019, the total number of accommodation establishments (functioned during the period) decreased by 15.4% and the bed-places in them - by 10.3%.

The total number of the nights spent in all accommodation establishments registered in March 2020 was 381.0 thousand, or by 56.4% less in comparison with the same month of the previous year, as the greatest drop (by 58.9%) was observed in 3 stars accommodation establishments.

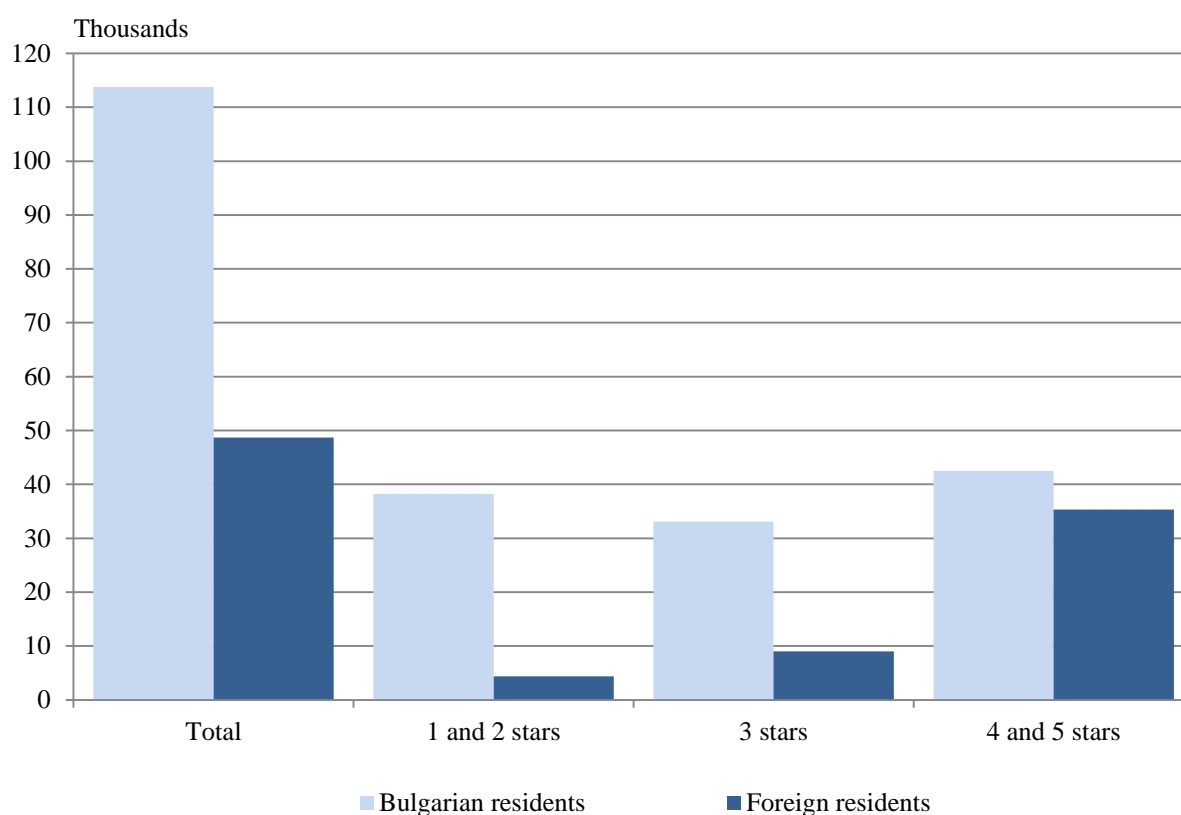
In March 2020, 71.9% of all nights spent by foreign citizens and 37.0% of all nights spent by Bulgarians were realized in 4 and 5 stars hotels. In 3 stars accommodation establishments were spent 19.4% of all nights by foreigners and 28.5% of all nights by Bulgarian residents, while in the rest of accommodation establishments (with 1 and 2 stars) they were 8.7% and 34.5% respectively.

Figure 1. The nights spent in accommodation establishments by categories and months



In March 2020, the number of arrivals in all accommodation establishments decreased by 62.4% compared to the same month of 2019 and reached 162.5 thousand. A drop for foreigners by 64.7% and for Bulgarians by 61.4% was registered. Bulgarians spent the nights in accommodation establishments in March 2020 were 113.8 thousand and spent 2.1 nights on the average. The arrivals of foreigners were 48.7 thousand, and had on average 2.9 nights, as 72.5% of them spent nights in hotels with 4 and 5 stars.

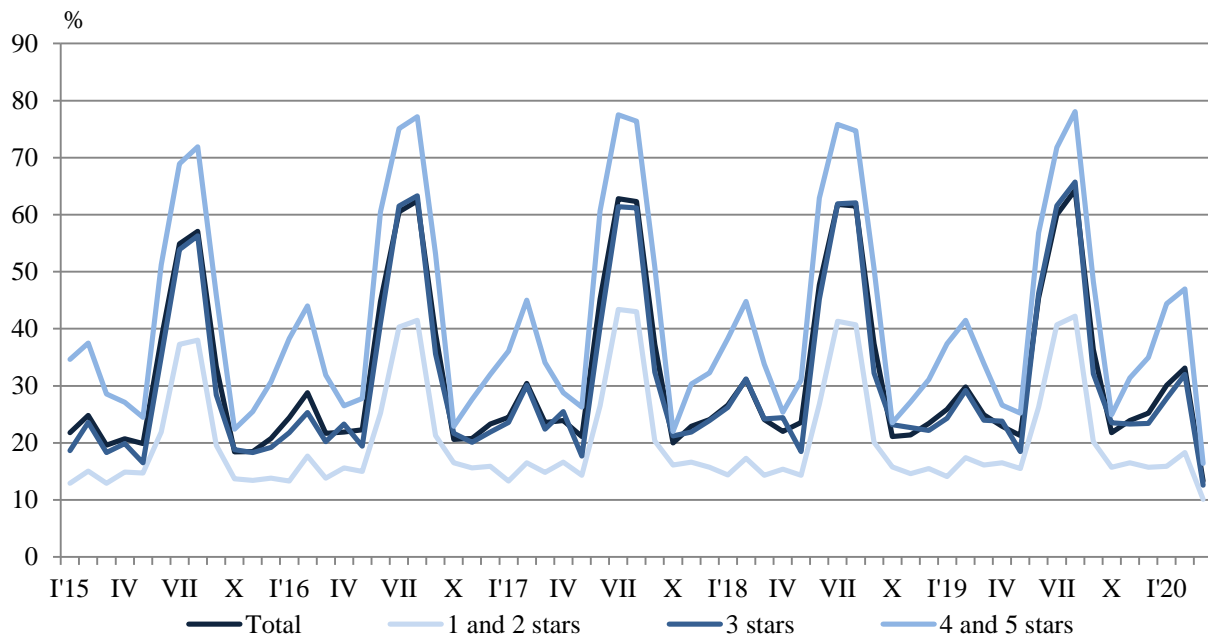
Figure 2. Arrivals in accommodation establishments by categories in March 2020



In March 2020, the total occupancy of the bed-places in accommodation establishments was 13.3% and decreased by 11.6 percentage points compared to March 2019. The highest was occupancy of the bed-places in 4 and 5 stars accommodation establishments - 16.4%, followed by 3 stars accommodation establishments - 12.6%, and with 1 and 2 stars - 10.1%.

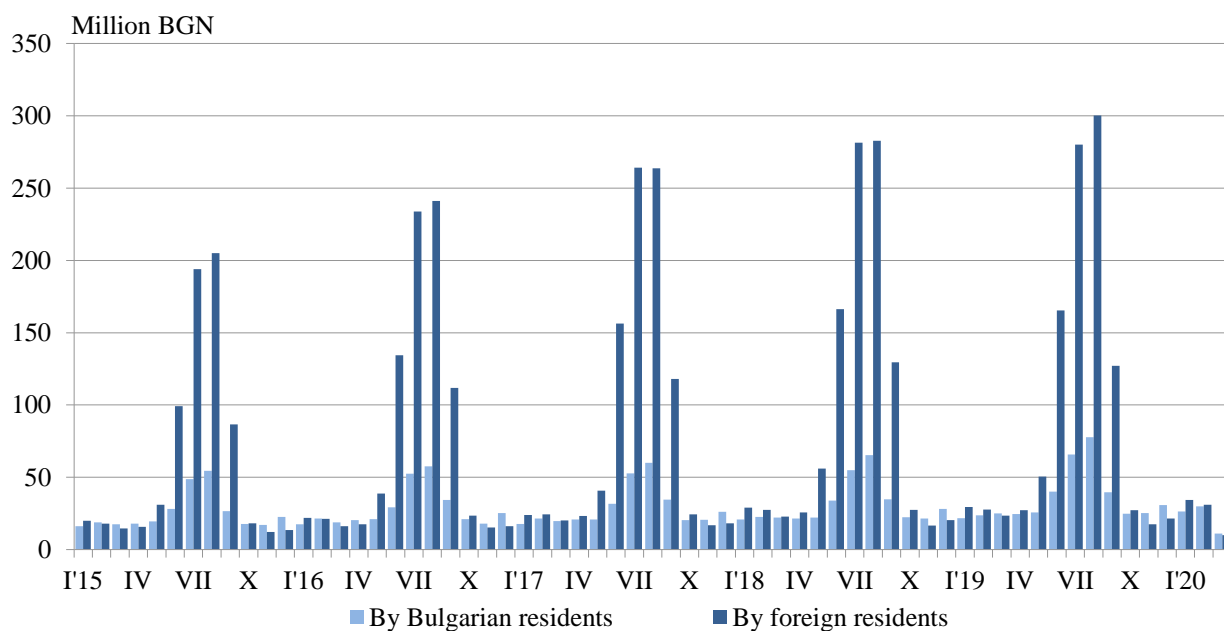
www.nsi.bg

Figure 3. The occupation of the bed-places in accommodation establishments by categories and months



The total revenues from nights spent in March 2020 reached 21.1 million BGN or by 56.6% less compared to March 2019. A decline in revenues for both foreigners by 57.9% and Bulgarians by 55.5% was registered.

Figure 4. The revenues from nights spent in accommodation establishments by months



Methodological notes

Since 2012 the statistical survey on **accommodation establishments** has been carried out monthly in compliance with the Regulation 692/2011 of the European Parliament and of the Council concerning European statistics on tourism and the Regulation 1051/2011 of the Commission implementing Regulation 692/2011 of the European Parliament and of the Council concerning European statistics on tourism, as regards the structure of the quality reports and the transmission of the data.

All categorized hotels, camping sites and other types of accommodation establishments with more than 10 bed-places in use during the reporting period were included in the observation.

The indicator **other accommodation establishments** include the holiday settlements, hostels, guests houses, bungalows, rest houses, mountain chalets, private rooms and flats and other establishments for short accommodation.

Available Bed Capacity is the maximum number of bed-places on offer for each day of the reference month.

In the **revenues from nights spent** in accommodation establishments are included the sums paid by the guests, without the extra services.

Annex

Table 1

Activity of accommodation establishments in March 2020¹

Districts	Establishments - in numbers	Bed-places - in numbers	Available bed-nights - in numbers	Nights spent - in numbers		Arrivals in accommodation establishments - in numbers		Revenues from nights spent - Thousand BGN	
				Total	Of which: By foreigners	Total	Of which: Foreigners	Total	Of which: By foreigners
Total	1662	104337	2862229	381025	142869	162494	48709	21112	9931
Blagoevgrad	172	15363	417201	72882	43716	26352	12906	4083	2538
Burgas	69	4740	128248	11028	2360	4953	733	594	173
Varna	124	10113	297914	21796	8330	9950	2658	1117	469
Veliko Tarnovo	87	4272	131148	8757	1205	4883	651	350	64
Vidin	21	753	22466	1432	221	857	132	63	10
Vratsa	19	757	22593	3367	924	981	103	94	38
Gabrovo	44	2533	66272	4215	345	2679	217	148	16
Dobrich	34	3174	97362	7071	1885	3720	983	395	112
Kardzhali	35	1165	35953	2750	510	1866	311	117	23
Kyustendil	52	2127	63219	5025	..	2662	..	170	..
Lovech	41	2361	68131	8970	..	3090	216	358	..
Montana	20	1008	28720	3248	349	1501	110	106	13
Pazardzhik	34	3396	83171	14997	847	7408	301	733	49
Pernik	10	478	14818	784	..	458	..	29	..
Pleven	21	1195	36757	5539	..	1584	233	337	..
Plovdiv	175	9577	283974	30669	4469	16268	1903	1561	279
Razgrad	16	631	16810	2908	427	1003	146	112	26
Ruse	52	2072	61116	6105	1306	3713	746	283	78
Silistra	21	707	21855	1604	202	1051	118	62	10
Sliven	42	1582	47978	2650	525	1586	163	122	41
Smolyan	219	10703	146326	46260	8683	15646	2249	2095	439
Sofia	82	7284	216643	49055	29252	15103	7010	3023	1982
Sofia (stolitsa)	115	11539	352721	47675	29272	25491	15053	4137	3027
Stara Zagora	51	3154	89506	9734	1558	4030	405	507	92
Targovishte	12	514	15920	1253	228	754	103	64	15
Haskovo	27	1377	41382	5751	1100	2415	716	248	96
Shumen	51	1217	37727	4080	952	1876	195	137	32
Yambol	16	545	16298	1420	339	614	93	67	24

¹ In use.

‘..’ - Confidential data.