

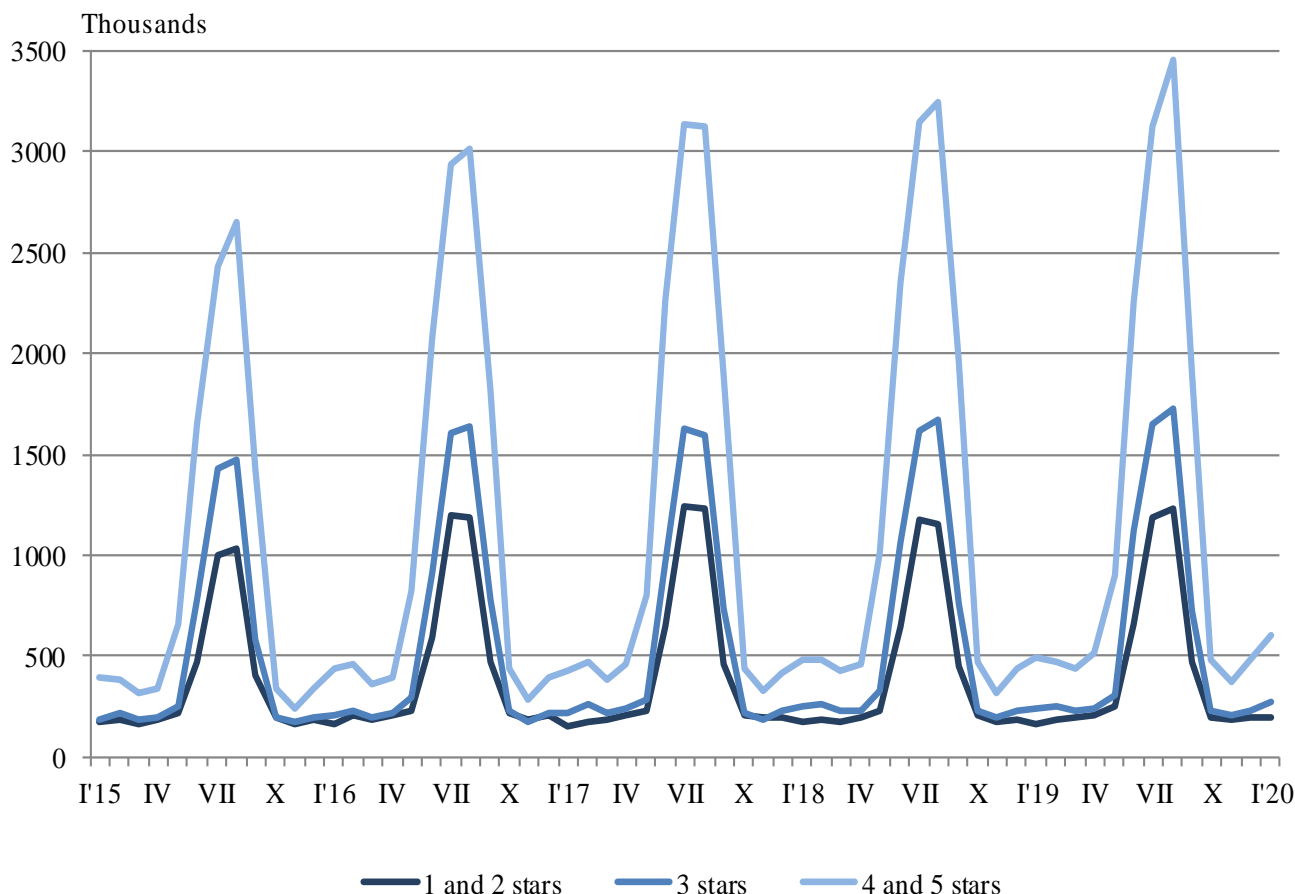
ACTIVITY OF ACCOMMODATION ESTABLISHMENTS IN JANUARY 2020

In January 2020, 1 963 accommodation establishments - hotels, motels, camping sites, mountain chalets and other establishments for short-term accommodation with more than 10 bed-places were functioned in the country (Annex, Table 1). The total number of the rooms in them was 57.9 thousand and the bed-places were 117.9 thousand. In comparison with January 2019, the total number of accommodation establishments (functioned during the period) increased by 4.9%, and the bed-places in them - by 3.8%.

The total number of the nights spent in all accommodation establishments registered in January 2020 was 1 066.1 thousand, or by 19.8% more in comparison with the same month of the previous year, as the greatest increase (by 22.5%) was observed in 4 and 5 stars accommodation establishments.

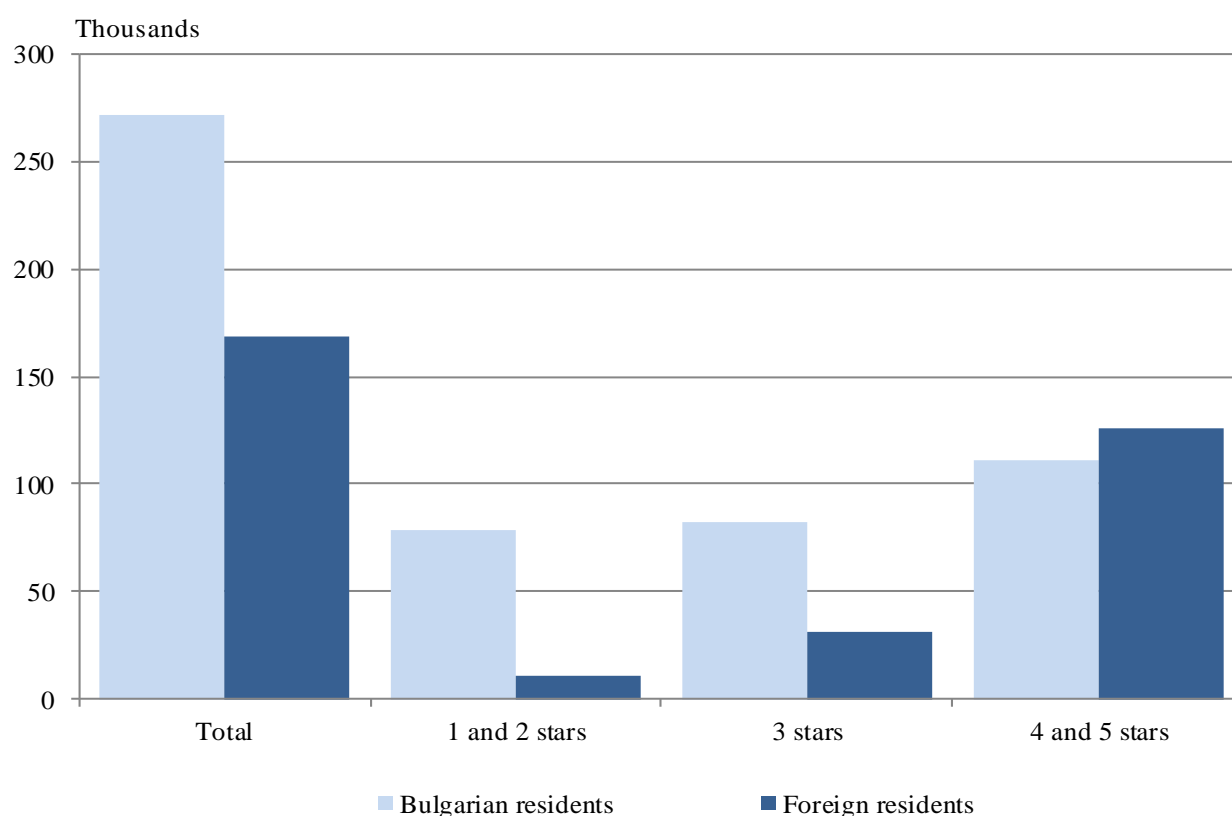
In January 2020, 74.3% of all nights spent by foreign citizens and 39.5% of all nights spent by Bulgarians were realized in 4 and 5 stars hotels. In 3 stars accommodation establishments were spent 19.9% of all nights by foreigners and 31.1% of all nights by Bulgarian residents, while in the rest of accommodation establishments (with 1 and 2 stars) they were 5.8% and 29.4% respectively.

Figure 1. The nights spent in accommodation establishments by categories and months



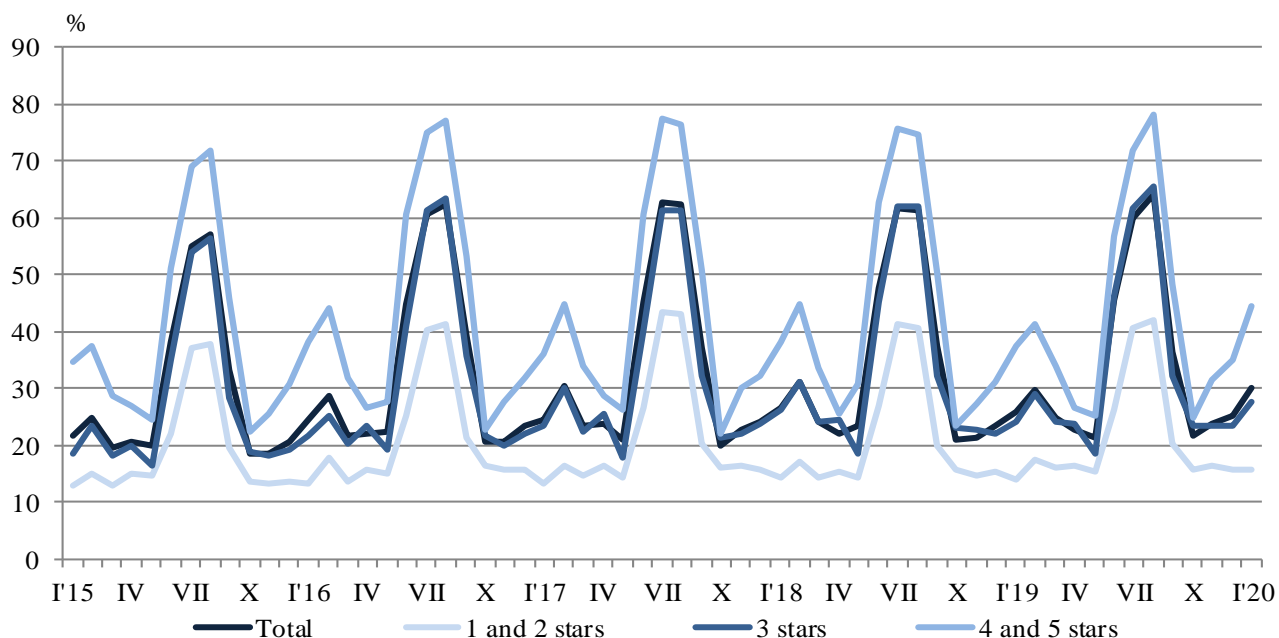
In January 2020, the number of arrivals in all accommodation establishments increased by 14.9% compared to the same month of 2019 and reached 439.9 thousand, as an increase for both Bulgarians and foreigners by 18.6% and by 9.4% respectively was registered. Bulgarians spent the nights in accommodation establishments in January 2020 were 271.7 thousand and spent 2.0 nights on the average. The arrivals of foreigners were 168.2 thousand, and had on average 3.1 nights, as 75.0% of them spent nights in hotels with 4 and 5 stars.

Figure 2. Arrivals in accommodation establishments by categories in January 2020



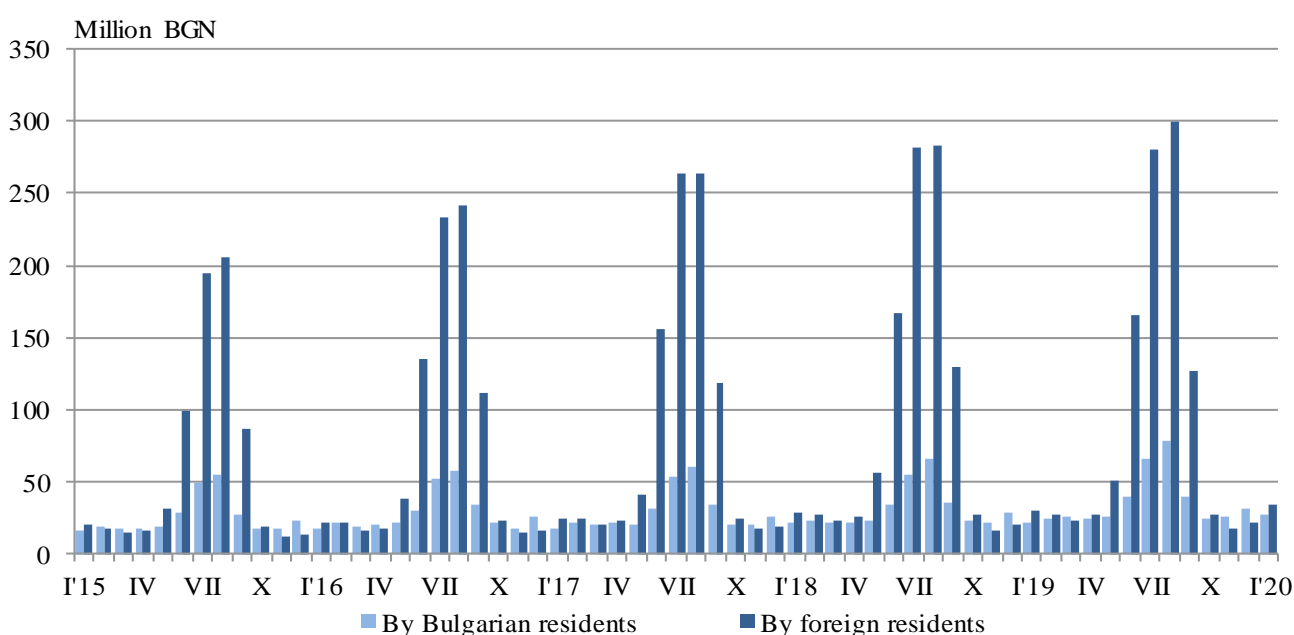
In January 2020, the total occupancy of the bed-places in accommodation establishments was 30.1% and increased by 4.2 percentage points compared to January 2019. The highest was occupancy of the bed-places in 4 and 5 stars accommodation establishments - 44.4%, followed by 3 stars accommodation establishments - 27.8%, and with 1 and 2 stars - 15.9%.

Figure 3. The occupation of the bed-places in accommodation establishments by categories and months



The total revenues from nights spent in January 2020 reached 60.8 million BGN or by 19.0% more compared to January 2019. An increase in revenues for both Bulgarians by 21.7% and foreigners by 17.0% was registered.

Figure 4. The revenues from nights spent in accommodation establishments by months



Methodological notes

Since 2012 the statistical survey on **accommodation establishments** has been carried out monthly in compliance with the Regulation 692/2011 of the European Parliament and of the Council concerning European statistics on tourism and the Regulation 1051/2011 of the Commission implementing Regulation 692/2011 of the European Parliament and of the Council concerning European statistics on tourism, as regards the structure of the quality reports and the transmission of the data.

All categorized hotels, camping sites and other types of accommodation establishments with more than 10 bed-places in use during the reporting period were included in the observation.

The indicator **other accommodation establishments** include the holiday settlements, hostels, guests houses, bungalows, rest houses, mountain chalets, private rooms and flats and other establishments for short accommodation.

Available Bed Capacity is the maximum number of bed-places on offer for each day of the reference month.

In the **revenues from nights spent** in accommodation establishments are included the sums paid by the guests, without the extra services.

Annex

Table 1

Activity of accommodation establishments in January 2020¹

Districts	Establishments - in numbers	Bed-places - in numbers	Available bed-nights - in numbers	Nights spent - in numbers		Arrivals in accommodation establishments - in numbers		Revenues from nights spent - Thousand BGN	
				Total	Of which: By foreigners	Total	Of which: Foreigners	Total	Of which: By foreigners
Total	1963	117932	3539654	1066126	515422	439897	168150	60805	34369
Blagoevgrad	208	16520	492827	253524	184648	83549	52945	15167	11721
Burgas	72	4670	130239	20210	3936	10882	1577	1026	282
Varna	143	13503	401193	51249	22173	25319	9029	2308	1038
Veliko Tarnovo	98	4298	131328	21670	3563	11494	2155	894	214
Vidin	23	785	22800	2569	318	1562	202	108	15
Vratsa	22	826	25022	4807	874	2114	229	137	32
Gabrovo	50	2771	75745	10223	830	5832	325	400	52
Dobrich	43	4620	143182	18315	6564	9862	3485	1189	453
Kardzhali	41	1303	40393	5196	1092	3475	677	227	56
Kyustendil	62	2439	75609	12529	1530	7334	752	457	67
Lovech	62	3363	101265	19686	876	9282	306	798	39
Montana	21	1070	33010	5464	470	3033	191	213	31
Pazardzhik	44	3947	118362	50885	3703	23836	1209	2987	239
Pernik	13	513	15903	1639	255	930	115	59	12
Pleven	22	1207	37417	8969	5245	2526	658	535	389
Plovdiv	216	10832	333763	81877	12578	44218	6417	4254	760
Razgrad	15	686	18957	4371	1049	1854	345	169	57
Ruse	56	2159	64987	10427	2583	6048	1593	515	171
Silistra	20	675	20855	2204	439	1477	230	88	20
Sliven	46	1710	52350	4457	767	2723	313	211	55
Smolyan	283	11957	352974	161154	75019	45878	15848	8306	4254
Sofia	99	7861	235412	136012	91484	39083	19509	8001	5972
Sofia (stolitza)	125	12231	379029	133023	86621	75173	46002	10384	7785
Stara Zagora	63	4064	117222	26413	2812	11318	897	1347	204
Targovishte	12	535	16571	2636	658	1561	257	136	38
Haskovo	30	1459	45229	9026	3842	5521	2342	555	339
Shumen	56	1312	40599	4790	827	2926	363	212	41
Yambol	18	616	17411	2801	666	1087	179	122	33

¹ In use.