

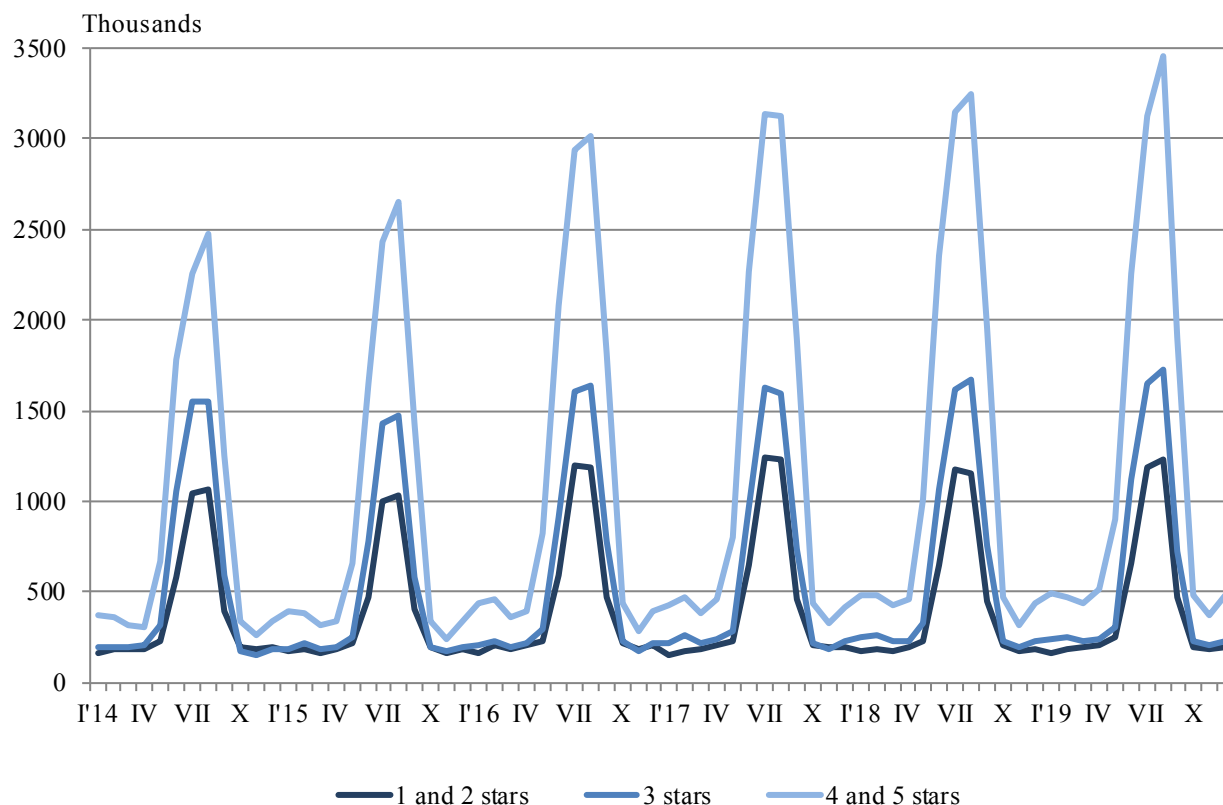
ACTIVITY OF ACCOMMODATION ESTABLISHMENTS IN DECEMBER 2019

In December 2019, 2 024 accommodation establishments - hotels, motels, camping sites, mountain chalets and other establishments for short-term accommodation with more than 10 bed-places were functioned in the country (Annex, Table 1). The total number of the rooms in them was 58.6 thousand and the bed-places were 119.6 thousand. In comparison with December 2018, the total number of accommodation establishments (functioned during the period) increased by 1.4%, while the bed-places in them decreased by 0.2%.

The total number of the nights spent in all accommodation establishments registered in December 2019 was 905.2 thousand, or by 7.2% more in comparison with the same month of the previous year, as the greatest increase (by 11.0%) was observed in 4 and 5 stars accommodation establishments.

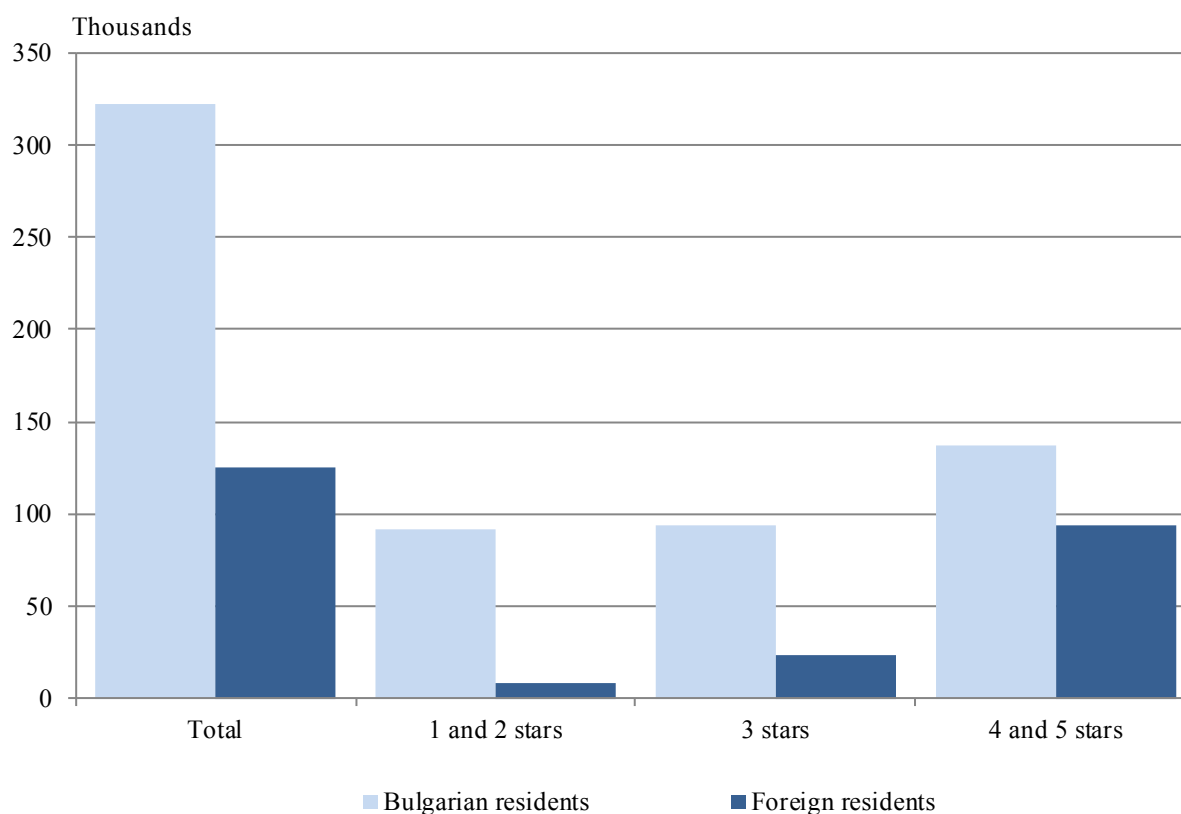
In December 2019, 74.6% of all nights spent by foreign citizens and 42.5% of all nights spent by Bulgarians were realized in 4 and 5 stars hotels. In 3 stars accommodation establishments were spent 18.9% of all nights by foreigners and 28.8% of all nights by Bulgarian residents, while in the rest of accommodation establishments (with 1 and 2 stars) they were 6.5% and 28.7% respectively.

Figure 1. The nights spent in accommodation establishments by categories and months



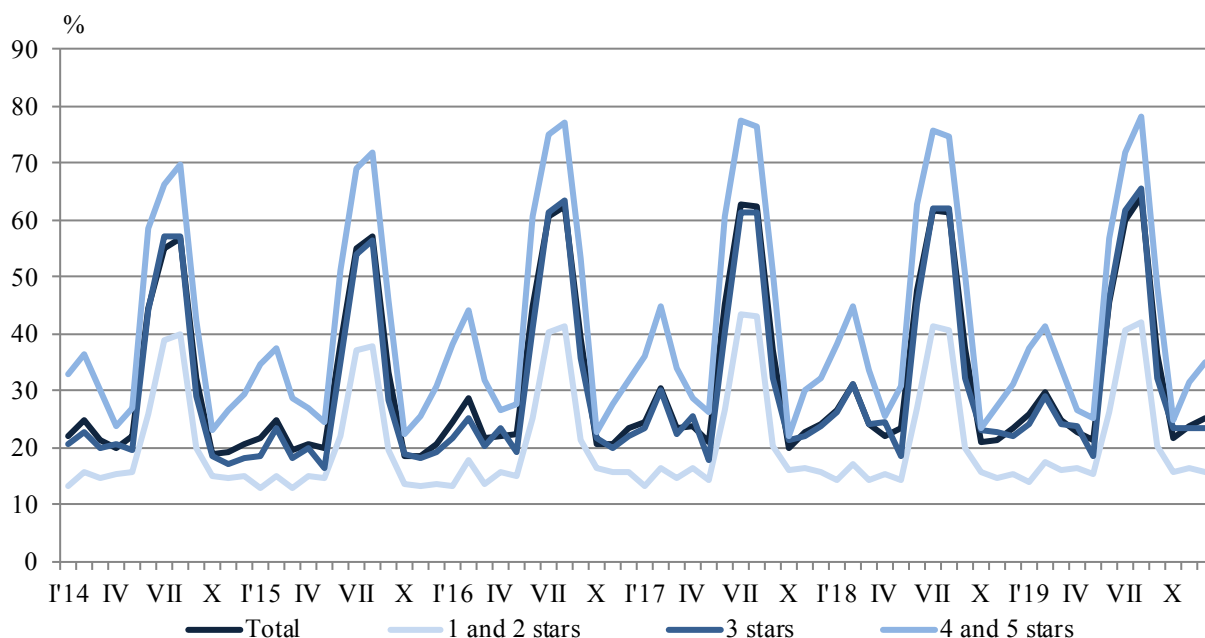
In December 2019, the number of arrivals in all accommodation establishments increased by 2.3% compared to the same month of 2018 and reached 447.6 thousand, as an increase for both foreigners and Bulgarians by 5.2% and by 1.3% respectively was registered. Bulgarians spent the nights in accommodation establishments in December 2019 were 322.2 thousand and spent 1.9 nights on the average. The arrivals of foreigners were 125.4 thousand, and had on average 2.4 nights, as 75.2% of them spent nights in hotels with 4 and 5 stars.

Figure 2. Arrivals in accommodation establishments by categories in December 2019



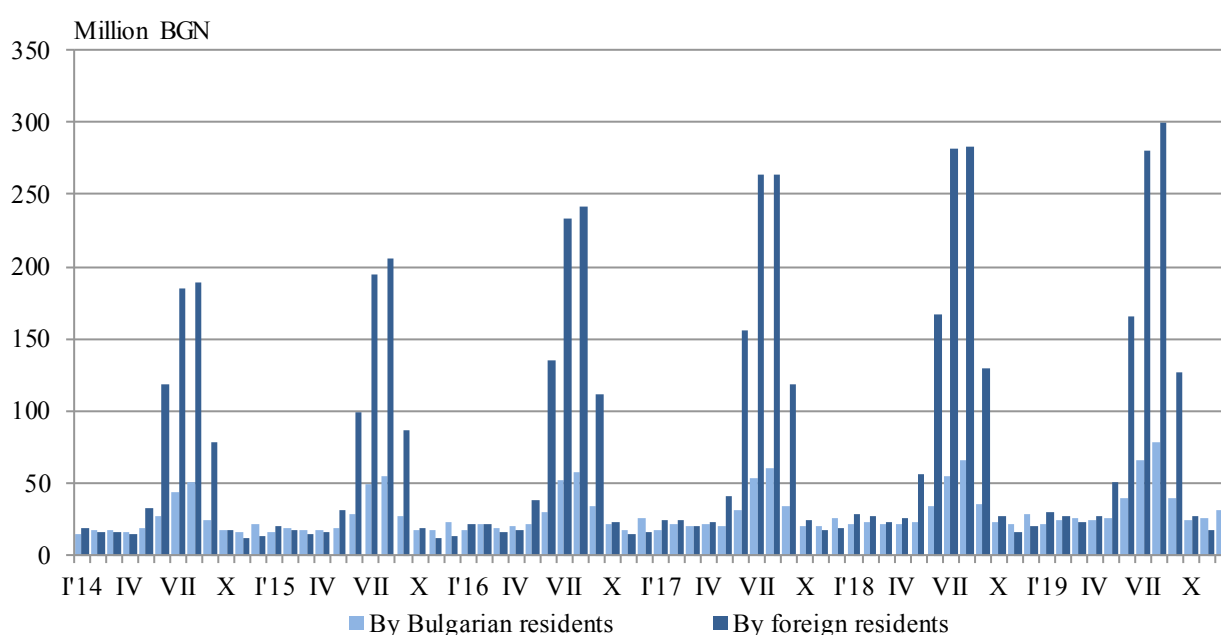
In December 2019, the total occupancy of the bed-places in accommodation establishments was 25.2% and increased by 1.8 percentage points compared to December 2018. The highest was occupancy of the bed-places in 4 and 5 stars accommodation establishments - 35.0%, followed by 3 stars accommodation establishments - 23.4%, and with 1 and 2 stars - 15.7%.

Figure 3. The occupation of the bed-places in accommodation establishments by categories and months



The total revenues from nights spent in December 2019 reached 52.3 million BGN or by 8.1% more compared to December 2018. An increase in revenues for both Bulgarians by 9.8% and foreigners by 5.6% was registered.

Figure 4. The revenues from nights spent in accommodation establishments by months



Methodological notes

Since 2012 the statistical survey on **accommodation establishments** has been carried out monthly in compliance with the Regulation 692/2011 of the European Parliament and of the Council concerning European statistics on tourism and the Regulation 1051/2011 of the Commission implementing Regulation 692/2011 of the European Parliament and of the Council concerning European statistics on tourism, as regards the structure of the quality reports and the transmission of the data.

All categorized hotels, camping sites and other types of accommodation establishments with more than 10 bed-places in use during the reporting period were included in the observation.

The indicator **other accommodation establishments** include the holiday settlements, hostels, guests houses, bungalows, rest houses, mountain chalets, private rooms and flats and other establishments for short accommodation.

Available Bed Capacity is the maximum number of bed-places on offer for each day of the reference month.

In the **revenues from nights spent** in accommodation establishments are included the sums paid by the guests, without the extra services.

Annex

Table 1

Activity of accommodation establishments in December 2019¹

Districts	Establishments - in numbers	Bed-places - in numbers	Available bed-nights - in numbers	Nights spent - in numbers		Arrivals in accommodation establishments - in numbers		Revenues from nights spent - Thousand BGN	
				Total	Of which: By foreigners	Total	Of which: Foreigners	Total	Of which: By foreigners
Total	2024	119607	3590593	905197	298515	447602	125391	52288	21461
Blagoevgrad	215	16667	498368	173438	87900	70717	30312	10034	5385
Burgas	80	5633	162375	23378	4327	12074	1790	1342	378
Varna	147	13327	413137	56443	21998	28065	8429	3121	1320
Veliko Tarnovo	117	4975	153939	27106	3913	15460	2009	1188	233
Vidin	25	818	24478	3866	563	2453	350	154	26
Vratsa	25	859	26078	4525	566	2348	198	133	26
Gabrovo	61	3161	91890	16533	684	9504	331	600	42
Dobrich	46	4652	133157	16742	6267	8890	2913	1371	526
Kardzhali	33	1052	32585	4711	901	2906	621	217	46
Kyustendil	73	2753	85033	14443	..	8180	551	517	..
Lovech	66	3464	104815	23101	1013	11457	276	998	46
Montana	23	1104	34064	5967	430	3727	202	226	27
Pazardzhik	57	4539	136443	47971	2725	21911	883	3009	189
Pernik	11	490	15190	2032	..	1720	98	66	..
Pleven	22	1207	37417	8493	3926	3561	653	508	309
Plovdiv	207	10429	319980	88572	12267	50043	6217	4807	743
Razgrad	16	700	21700	5457	1294	2730	538	251	85
Ruse	52	2106	63020	11935	2857	7129	1604	588	185
Silistra	26	798	24738	2969	375	1933	219	119	19
Sliven	52	1854	56650	5994	773	3484	327	271	57
Smolyan	280	11774	324108	90551	14808	33157	4061	4326	858
Sofia	94	7453	225994	74893	24446	32542	6298	4380	1822
Sofia (stolitsa)	122	12049	373428	148316	96492	88352	52096	11608	8486
Stara Zagora	53	3709	107524	25416	2913	11305	1115	1367	190
Targovishte	12	535	16571	2325	439	1577	222	127	26
Haskovo	32	1469	45539	11302	4023	7386	2496	607	314
Shumen	58	1347	41757	6089	1084	3809	451	239	48
Yambol	19	683	20615	2629	409	1182	131	114	19

¹ In use.

‘.’ - Confidential data.