



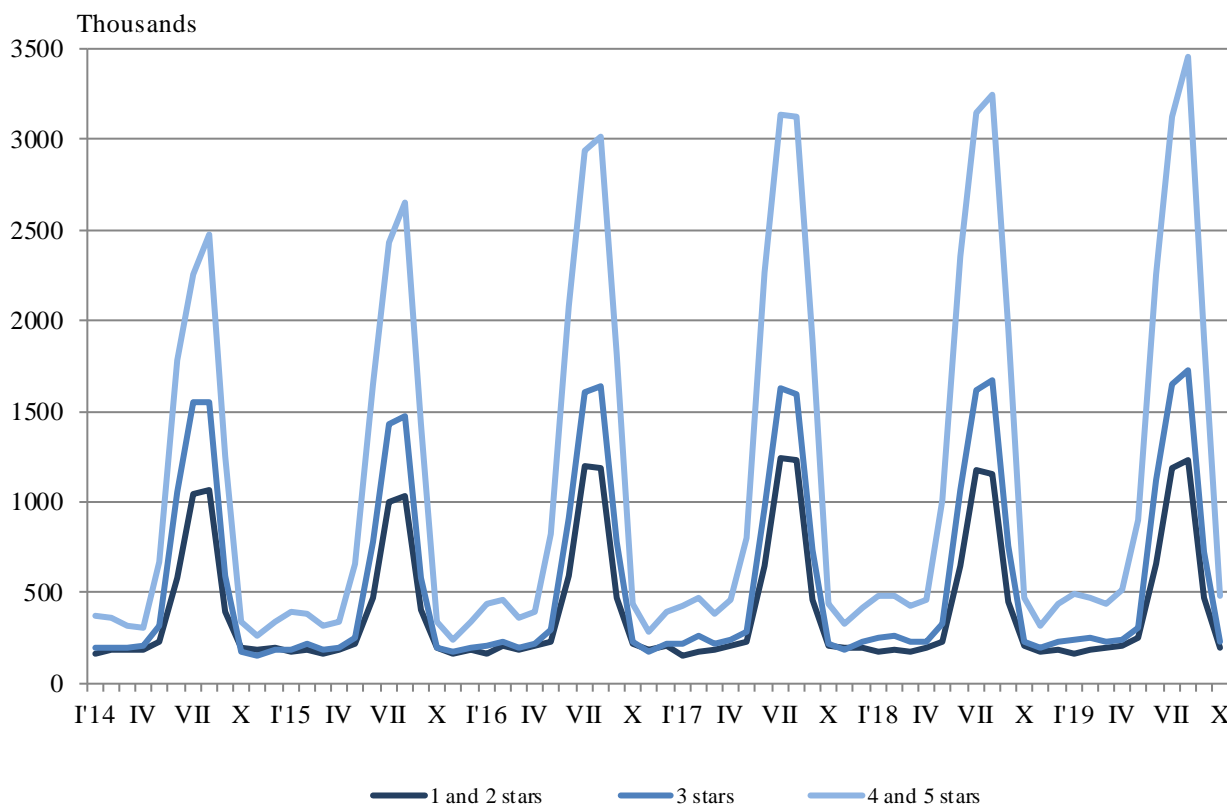
ACTIVITY OF ACCOMMODATION ESTABLISHMENTS IN OCTOBER 2019

In October 2019, 1 960 accommodation establishments - hotels, motels, camping sites, mountain chalets and other establishments for short-term accommodation with more than 10 bed-places were functioned in the country (Annex, Table 1). The total number of the rooms in them was 68.4 thousand and the bed-places were 142.7 thousand. In comparison with October 2018, the total number of accommodation establishments (functioned during the period) decreased by 2.5%, and the bed-places in them - by 6.4%.

The total number of the nights spent in all accommodation establishments registered in October 2019 was 910.4 thousand, or by 0.2% more in comparison with the same month of the previous year, as the greatest increase (by 2.9%) was observed in 4 and 5 stars accommodation establishments.

In October 2019, 76.0% of all nights spent by foreign citizens and 37.9% of all nights spent by Bulgarians were realized in 4 and 5 stars hotels. In 3 stars accommodation establishments were spent 16.3% of all nights by foreigners and 30.7% of all nights by Bulgarian residents, while in the rest of accommodation establishments (with 1 and 2 stars) they were 7.7% and 31.4% respectively.

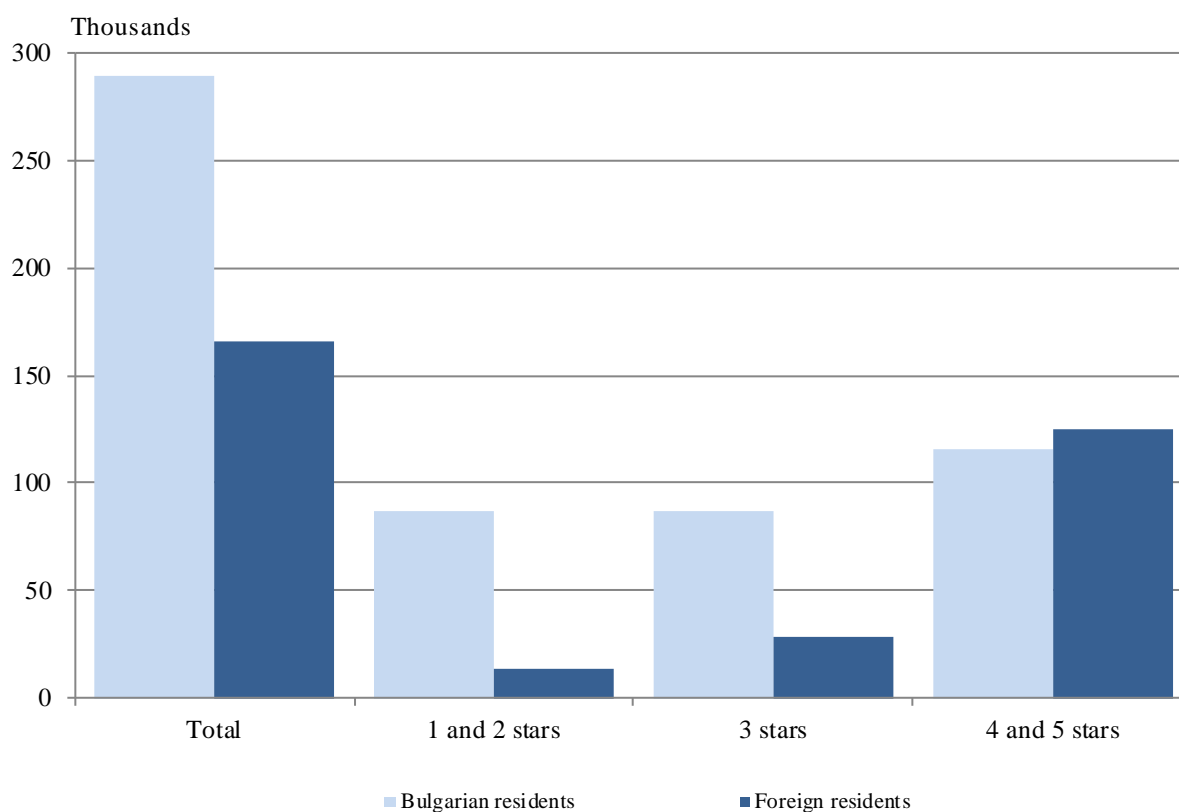
Figure 1. The nights spent in accommodation establishments by categories and months





In October 2019, the number of arrivals in all accommodation establishments increased by 3.8% compared to the same month of 2018 and reached 455.5 thousand, as an increase for both foreigners and Bulgarians by 6.6% and by 2.3% respectively was registered. Bulgarians spent the nights in accommodation establishments in October 2019 were 289.7 thousand and spent 1.9 nights on the average. The arrivals of foreigners were 165.8 thousand, and had on average 2.2 nights, as 75.1% of them spent nights in hotels with 4 and 5 stars.

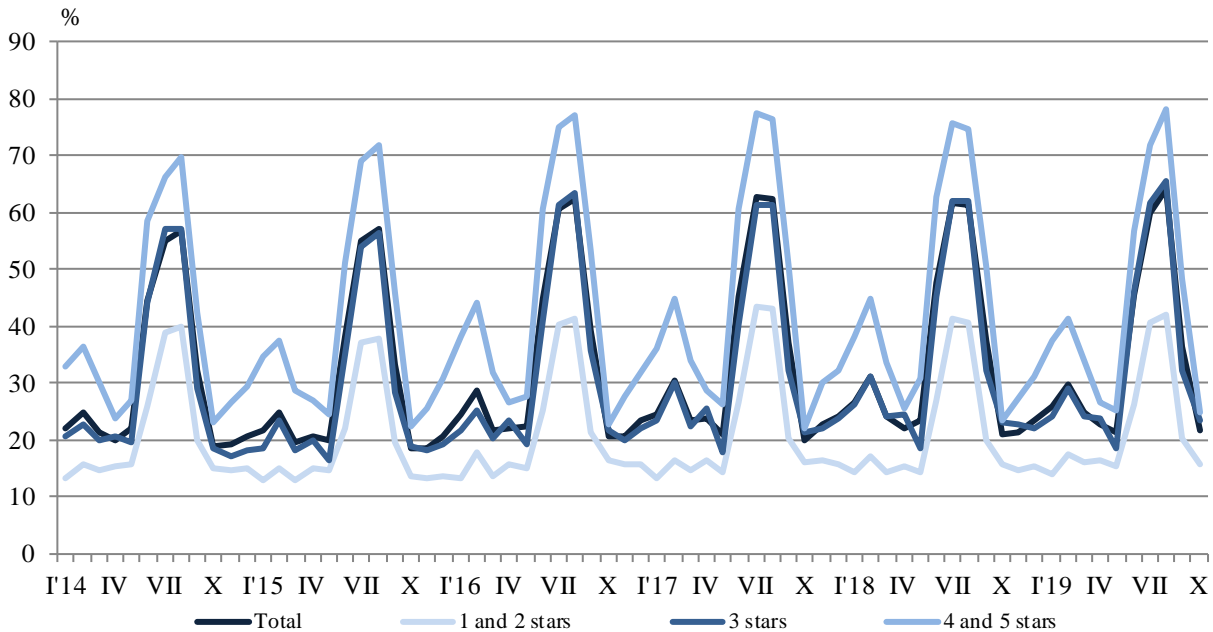
Figure 2. Arrivals in accommodation establishments by categories in October 2019



In October 2019, the total occupancy of the bed-places in accommodation establishments was 21.8% and increased by 0.7 percentage points compared to October 2018. The highest was occupancy of the bed-places in 4 and 5 stars accommodation establishments - 24.9%, followed by 3 stars accommodation establishments - 23.5%, and with 1 and 2 stars - 15.7%.

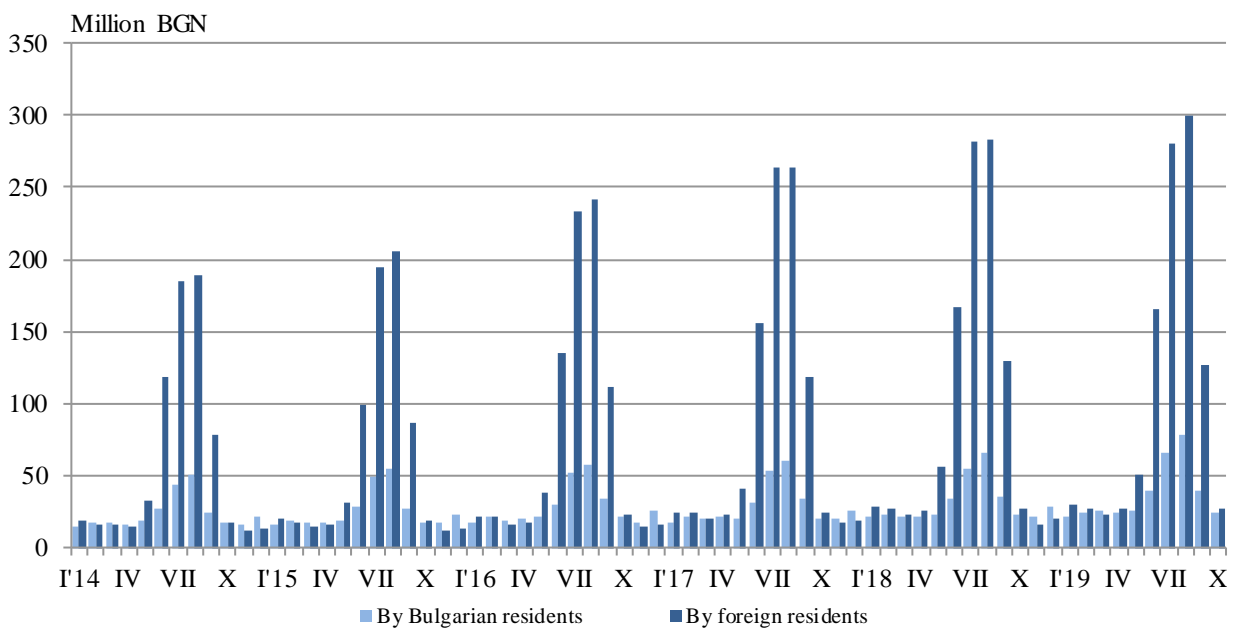


Figure 3. The occupation of the bed-places in accommodation establishments by categories and months



The total revenues from nights spent in October 2019 reached 51.9 million BGN or by 4.0% more compared to October 2018. An increase in revenues from Bulgarians - by 10.4% was registered, while those from foreigners decreased by 1.3%.

Figure 4. The revenues from nights spent in accommodation establishments by months





Methodological notes

Since 2012 the statistical survey on **accommodation establishments** has been carried out monthly in compliance with the Regulation 692/2011 of the European Parliament and of the Council concerning European statistics on tourism and the Regulation 1051/2011 of the Commission implementing Regulation 692/2011 of the European Parliament and of the Council concerning European statistics on tourism, as regards the structure of the quality reports and the transmission of the data.

All categorized hotels, camping sites and other types of accommodation establishments with more than 10 bed-places in use during the reporting period were included in the observation.

The indicator **other accommodation establishments** include the holiday settlements, hostels, guests houses, bungalows, rest houses, mountain chalets, private rooms and flats and other establishments for short accommodation.

Available Bed Capacity is the maximum number of bed-places on offer for each day of the reference month.

In the **revenues from nights spent** in accommodation establishments are included the sums paid by the guests, without the extra services.

Annex

Table 1

Activity of accommodation establishments in October 2019¹

Districts	Establishments - in numbers	Bed-places - in numbers	Available bed-nights - in numbers	Nights spent - in numbers		Arrivals in accommodation establishments - in numbers		Revenues from nights spent - Thousand BGN	
				Total	Of which: By foreigners	Total	Of which: Foreigners	Total	Of which: By foreigners
Total	1960	142688	4171179	910388	369563	455510	165792	51947	27182
Blagoevgrad	170	12419	365258	87659	29290	43891	12725	4295	1594
Burgas	111	20862	587935	70652	37669	26040	10596	3871	2145
Varna	186	25943	684399	112363	68224	41205	19715	5887	3651
Veliko Tarnovo	109	4771	147244	32918	8574	21071	6551	1363	436
Vidin	26	833	24056	5646	1267	3924	850	233	52
Vratsa	25	863	25365	5752	765	2812	315	197	36
Gabrovo	61	3183	92191	16152	1978	9583	861	536	84
Dobrich	60	8534	260584	30573	14824	11004	4373	1573	910
Kardzhali	32	1054	32523	5813	1255	3996	841	230	58
Kyustendil	71	2728	84244	12784	2192	7694	1205	443	94
Lovech	66	3407	102347	20448	949	10369	582	745	45
Montana	23	1111	34222	6951	505	3662	285	219	28
Pazardzhik	50	4228	125256	43641	4374	18402	1525	2166	268
Pernik	11	439	13609	2054	491	1301	277	71	21
Pleven	22	1231	38161	6983	1895	3729	851	364	146
Plovdiv	205	10488	324842	97913	27175	52365	13385	5139	1672
Razgrad	15	646	20026	5863	1665	2860	703	266	118
Ruse	51	2072	62640	16260	4200	10083	2439	837	281
Silistra	26	798	24648	4653	950	3055	547	177	41
Sliven	53	1975	60056	8365	1316	4936	582	371	89
Smolyan	212	8399	248554	27781	2643	15373	1453	1028	120
Sofia	81	6798	205148	40218	6321	21867	3096	1941	347
Sofia (stolitsa)	121	12191	377030	190342	139197	109457	76426	17247	14215
Stara Zagora	49	3600	105129	31136	3929	11342	1613	1530	264
Targovishte	12	483	14839	2815	584	1888	285	140	34
Haskovo	35	1595	49445	12545	5026	6986	2843	576	326
Shumen	58	1353	41943	7780	1234	4647	565	319	55
Yambol	19	684	19485	4328	1071	1968	303	183	52

¹ In use.