



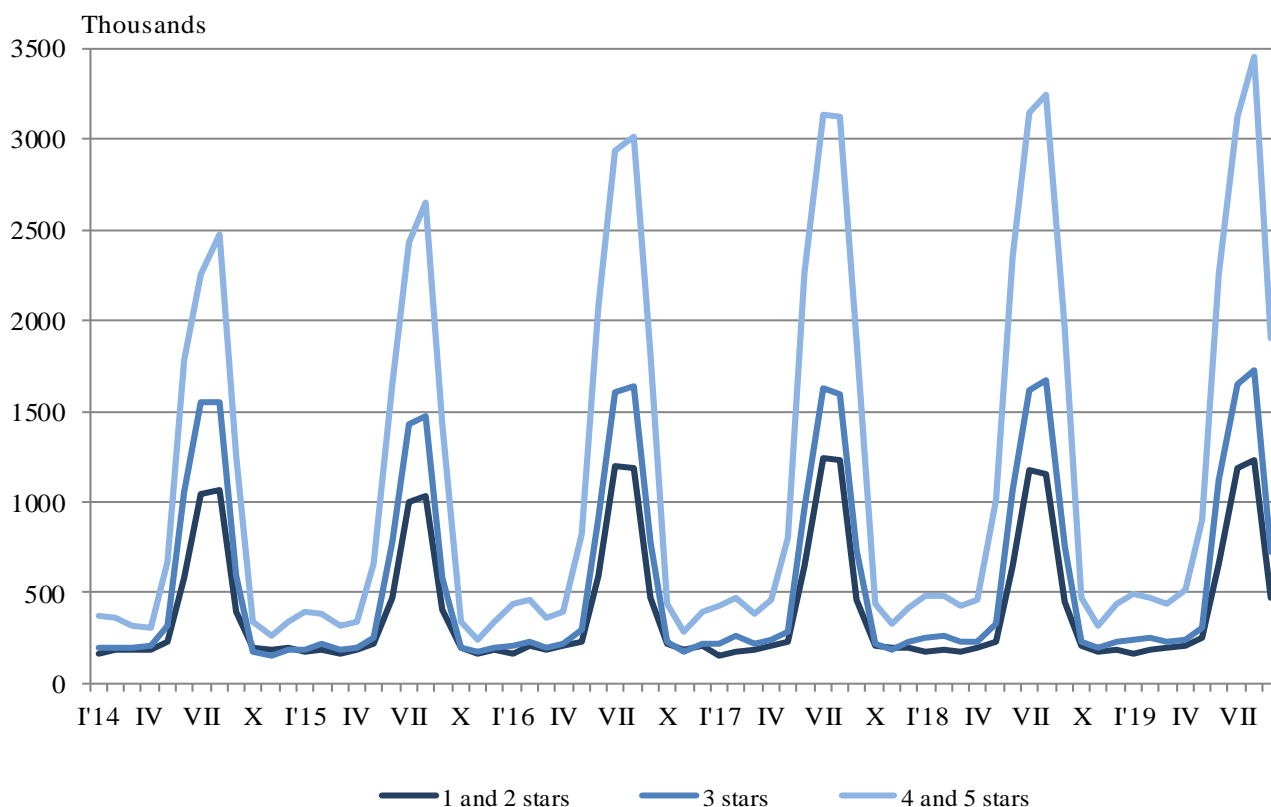
ACTIVITY OF ACCOMMODATION ESTABLISHMENTS IN SEPTEMBER 2019

In September 2019, 2 924 accommodation establishments - hotels, motels, camping sites, mountain chalets and other establishments for short-term accommodation with more than 10 bed-places were functioned in the country (Annex, Table 1). The total number of the rooms in them was 131.6 thousand and the bed-places were 294.7 thousand. In comparison with September 2018, the total number of accommodation establishments (functioned during the period) increased by 2.9%, and the bed-places in them - by 0.8%.

The total number of the nights spent in all accommodation establishments registered in September 2019 was 3 097.1 thousand, or by 2.3% less in comparison with the same month of the previous year, as the greatest decrease (by 4.6%) was observed in 3 stars accommodation establishments.

In September 2019, 74.3% of all nights spent by foreign citizens and 32.3% of all nights spent by Bulgarians were realized in 4 and 5 stars hotels. In 3 stars accommodation establishments were spent 19.9% of all nights by foreigners and 31.0% of all nights by Bulgarian residents, while in the rest of accommodation establishments (with 1 and 2 stars) they were 5.8% and 36.7% respectively.

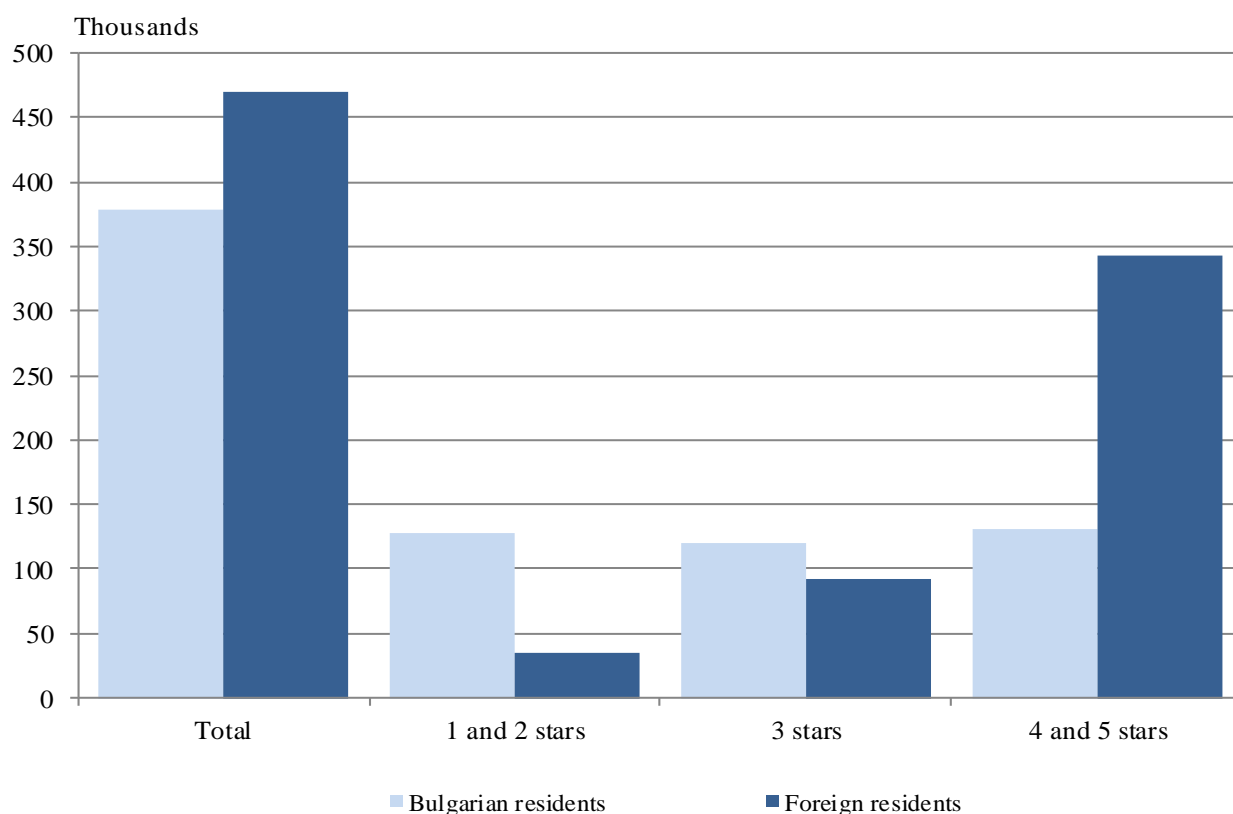
Figure 1. The nights spent in accommodation establishments by categories and months





In September 2019, the number of arrivals in all accommodation establishments increased by 1.4% compared to the same month of 2018 and reached 847.3 thousand, as an increase by 3.3% for Bulgarians and a decrease by 0.1% for foreigners was registered. Bulgarians spent the nights in accommodation establishments in September 2019 were 377.8 thousand and spent 2.5 nights on the average. The arrivals of foreigners were 469.5 thousand, and had on average 4.6 nights, as 72.9% of them spent nights in hotels with 4 and 5 stars.

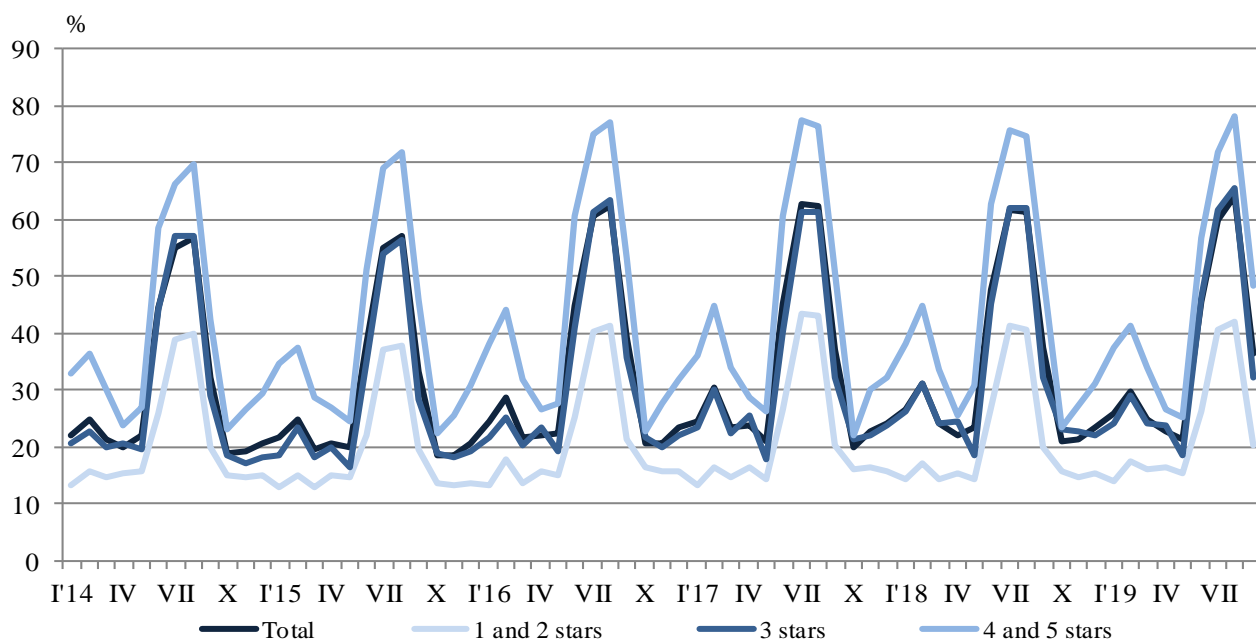
Figure 2. Arrivals in accommodation establishments by categories in September 2019



In September 2019, the total occupancy of the bed-places in accommodation establishments was 36.4% and decreased by 1.0 percentage point compared to September 2018. The highest was occupancy of the bed-places in 4 and 5 stars accommodation establishments - 48.3%, followed by 3 stars accommodation establishments - 32.1%, and with 1 and 2 stars - 20.2%.

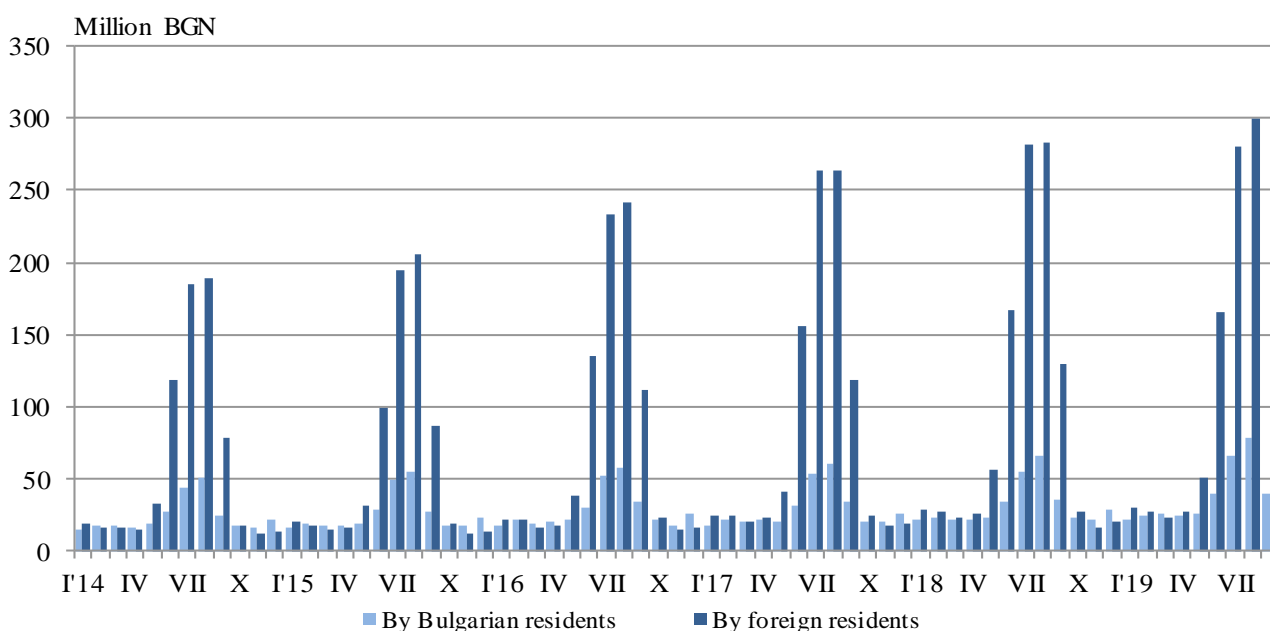


Figure 3. The occupation of the bed-places in accommodation establishments by categories and months



The total revenues from nights spent in September 2019 reached 166.7 million BGN or by 1.5% more compared to September 2018. An increase in revenues from Bulgarians - by 13.8% was registered, while those from foreigners decreased by 1.8%.

Figure 4. The revenues from nights spent in accommodation establishments by months





Methodological notes

Since 2012 the statistical survey on **accommodation establishments** has been carried out monthly in compliance with the Regulation 692/2011 of the European Parliament and of the Council concerning European statistics on tourism and the Regulation 1051/2011 of the Commission implementing Regulation 692/2011 of the European Parliament and of the Council concerning European statistics on tourism, as regards the structure of the quality reports and the transmission of the data.

All categorized hotels, camping sites and other types of accommodation establishments with more than 10 bed-places in use during the reporting period were included in the observation.

The indicator **other accommodation establishments** include the holiday settlements, hostels, guests houses, bungalows, rest houses, mountain chalets, private rooms and flats and other establishments for short accommodation.

Available Bed Capacity is the maximum number of bed-places on offer for each day of the reference month.

In the **revenues from nights spent** in accommodation establishments are included the sums paid by the guests, without the extra services.



Annex

Table 1

Activity of accommodation establishments in September 2019¹

Districts	Establishments - in numbers	Bed-places - in numbers	Available bed-nights - in numbers	Nights spent - in numbers		Arrivals in accommodation establishments - in numbers		Revenues from nights spent - Thousand BGN	
				Total	Of which: By foreigners	Total	Of which: Foreigners	Total	Of which: By foreigners
Total	2924	294655	8516416	3097136	2155767	847355	469515	166689	127097
Blagoevgrad	184	13700	395104	88131	22600	43300	10399	4256	1185
Burgas	659	116960	3295594	1339567	1076558	243091	175070	68635	58626
Varna	370	62427	1834819	738432	619154	156070	114073	41384	36446
Veliko Tarnovo	118	5069	147998	38163	12307	23375	9633	1530	606
Vidin	27	833	23950	6877	1588	4062	1094	310	81
Vratsa	25	854	25091	5229	804	2766	492	156	32
Gabrovo	63	3225	90515	20330	3025	11580	2126	643	137
Dobrich	140	23525	686261	257513	189729	56614	34887	15030	11209
Kardzhali	34	1034	31020	6573	1292	4411	894	292	61
Kyustendil	86	3283	98490	16632	3121	9533	1844	601	144
Lovech	71	3637	102685	23821	1385	11290	910	911	67
Montana	25	1159	34770	7432	557	3008	301	231	31
Pazardzhik	54	4411	130010	55705	6562	19701	1685	2762	425
Pernik	13	547	16410	3067	763	1439	313	98	37
Pleven	24	1267	38010	6822	2415	3367	1047	321	175
Plovdiv	215	10269	306876	103838	35255	51397	16907	5302	2216
Razgrad	15	646	19320	5721	1612	2767	642	239	94
Ruse	53	2115	61200	16426	5908	10001	3817	835	370
Silistra	24	752	22560	4508	849	2851	626	176	30
Sliven	56	2011	59500	9905	1241	5708	698	384	74
Smolyan	277	10026	300780	45896	3795	21290	1709	1571	166
Sofia	88	6792	198930	48562	10230	25408	5898	2135	589
Sofia (stolitsa)	125	12235	367050	186737	141046	107757	78028	16224	13489
Stara Zagora	54	3756	106348	34914	5467	12685	2593	1532	368
Targovishte	13	528	15840	2829	793	1673	336	146	47
Haskovo	34	1561	46830	12335	5061	6084	2337	560	278
Shumen	59	1391	41730	7558	1724	4203	775	274	65
Yambol	18	642	18725	3613	926	1924	381	151	49

¹ In use.