



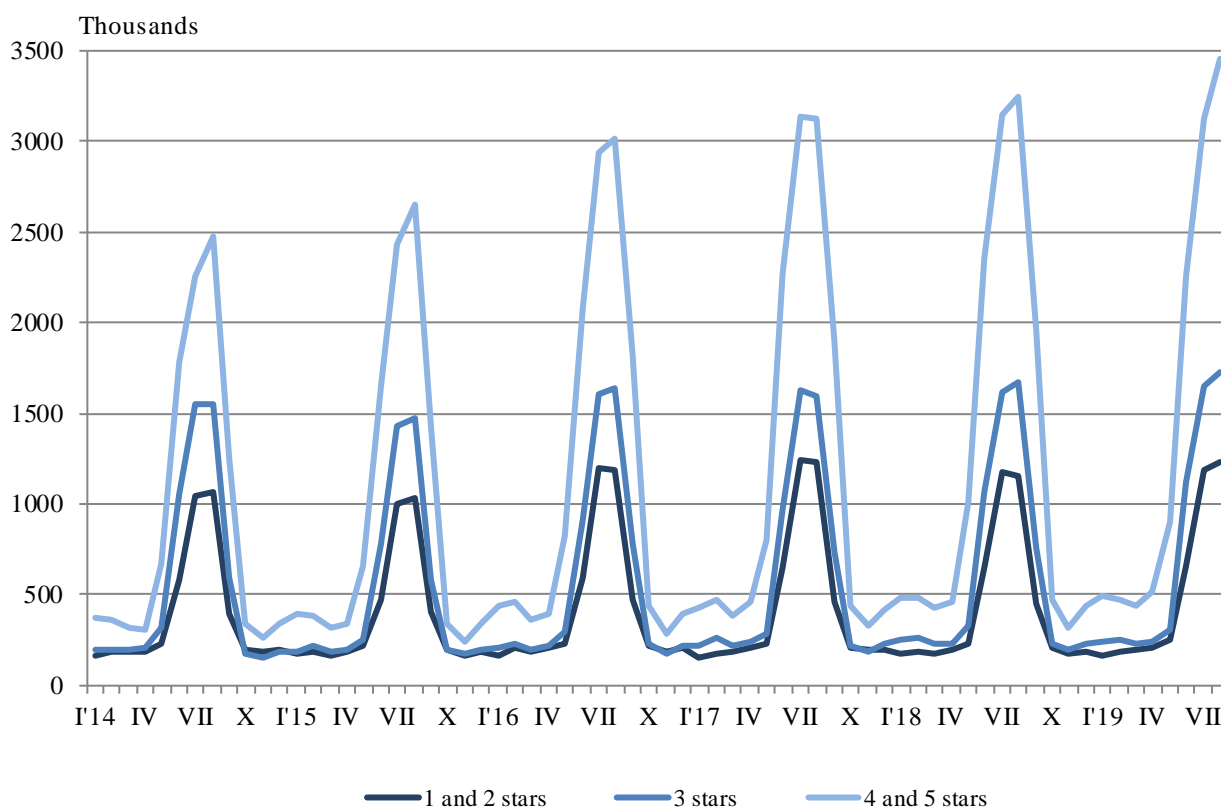
ACTIVITY OF ACCOMMODATION ESTABLISHMENTS IN AUGUST 2019

In August 2019, 3 391 accommodation establishments - hotels, motels, camping sites, mountain chalets and other establishments for short-term accommodation with more than 10 bed-places were functioned in the country (Annex, Table 1). The total number of the rooms in them was 141.7 thousand and the bed-places were 325.4 thousand. In comparison with August 2018, the total number of accommodation establishments (functioned during the period) increased by 5.0%, and the bed-places in them - by 1.5%.

The total number of the nights spent in all accommodation establishments registered in August 2019 was 6 410.5 thousand, or by 5.4% more in comparison with the same month of the previous year, as the greatest increase (by 6.5%) was observed in 1 and 2 stars accommodation establishments.

In August 2019, 65.0% of all nights spent by foreign citizens and 26.2% of all nights spent by Bulgarians were realized in 4 and 5 stars hotels. In 3 stars accommodation establishments were spent 25.9% of all nights by foreigners and 29.6% of all nights by Bulgarian residents, while in the rest of accommodation establishments (with 1 and 2 stars) they were 9.1% and 44.2% respectively.

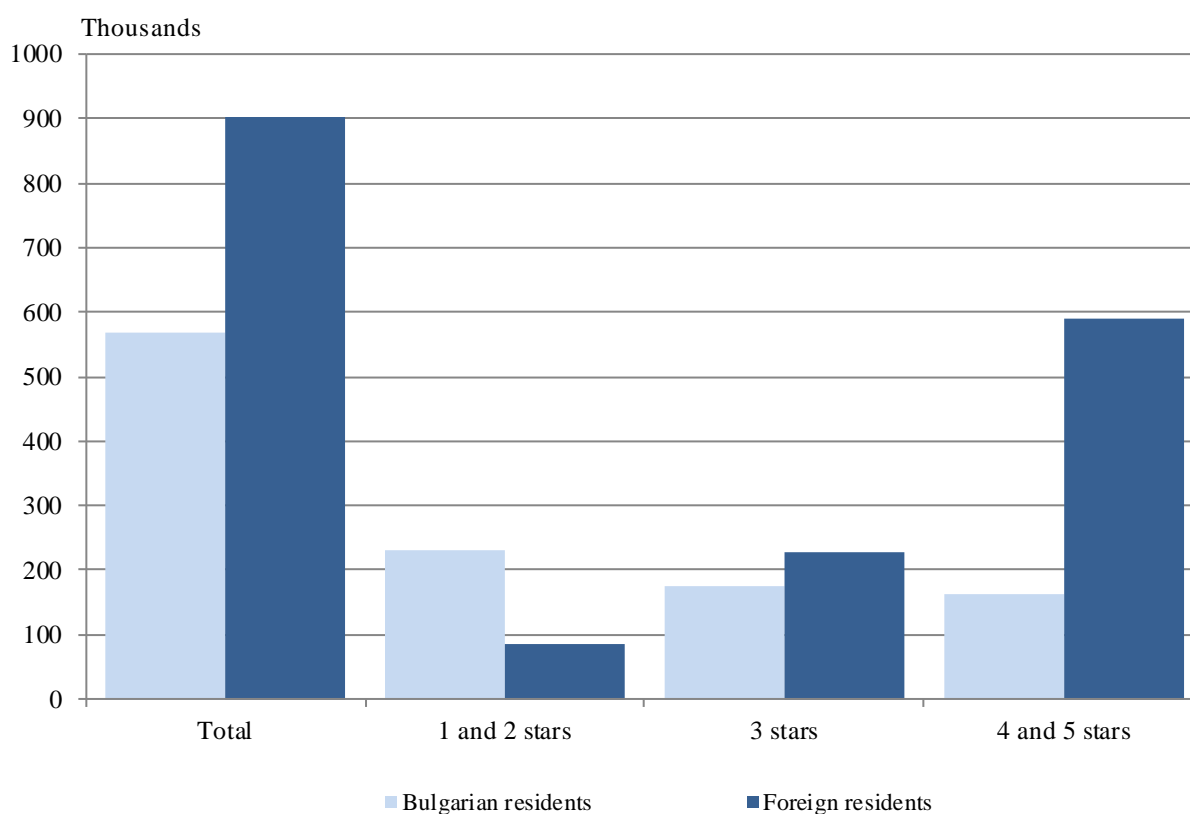
Figure 1. The nights spent in accommodation establishments by categories and months





In August 2019, the number of arrivals in all accommodation establishments increased by 11.4% compared to the same month of 2018 and reached 1 468.3 thousand, as an increase was registered by 11.6% for foreigners and by 11.1% for Bulgarians. Bulgarians spent the nights in accommodation establishments in August 2019 were 566.6 thousand and spent 3.3 nights on the average. The arrivals of foreigners were 901.7 thousand, and had on average 5.1 nights, as 65.5% of them spent nights in hotels with 4 and 5 stars.

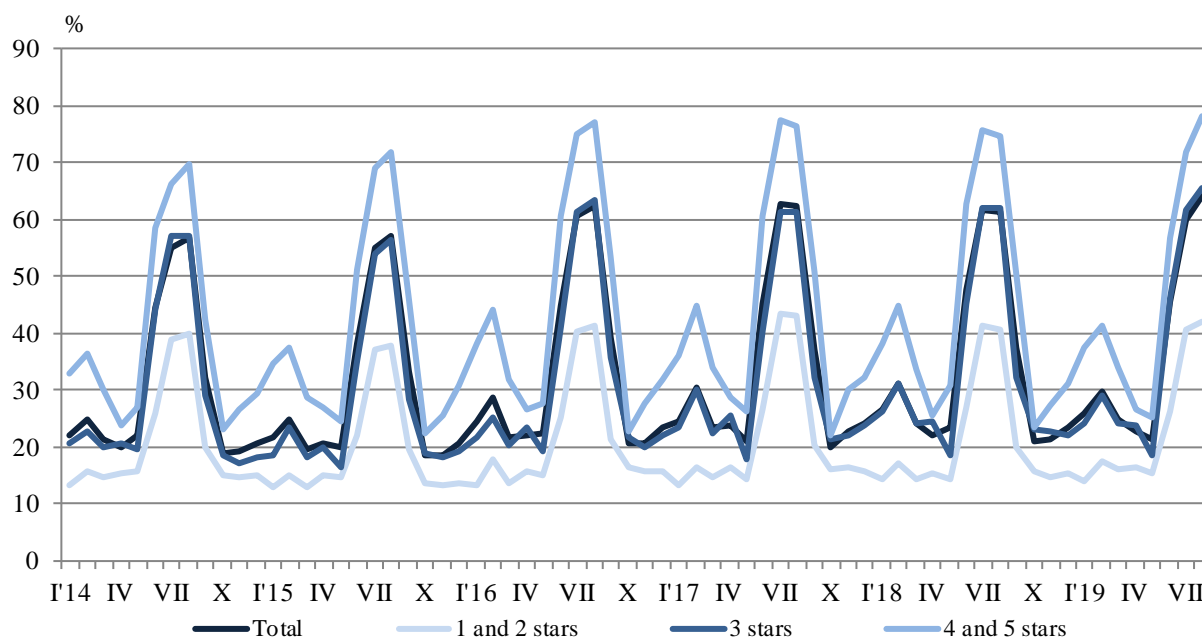
Figure 2. Arrivals in accommodation establishments by categories in August 2019



In August 2019, the total occupancy of the bed-places in accommodation establishments was 64.3%, as increased by 2.8 percentage points compared to August 2018. The highest was occupancy of the bed-places in 4 and 5 stars accommodation establishments - 78.1%, followed by 3 stars accommodation establishments - 65.7%, and with 1 and 2 stars - 42.2%.

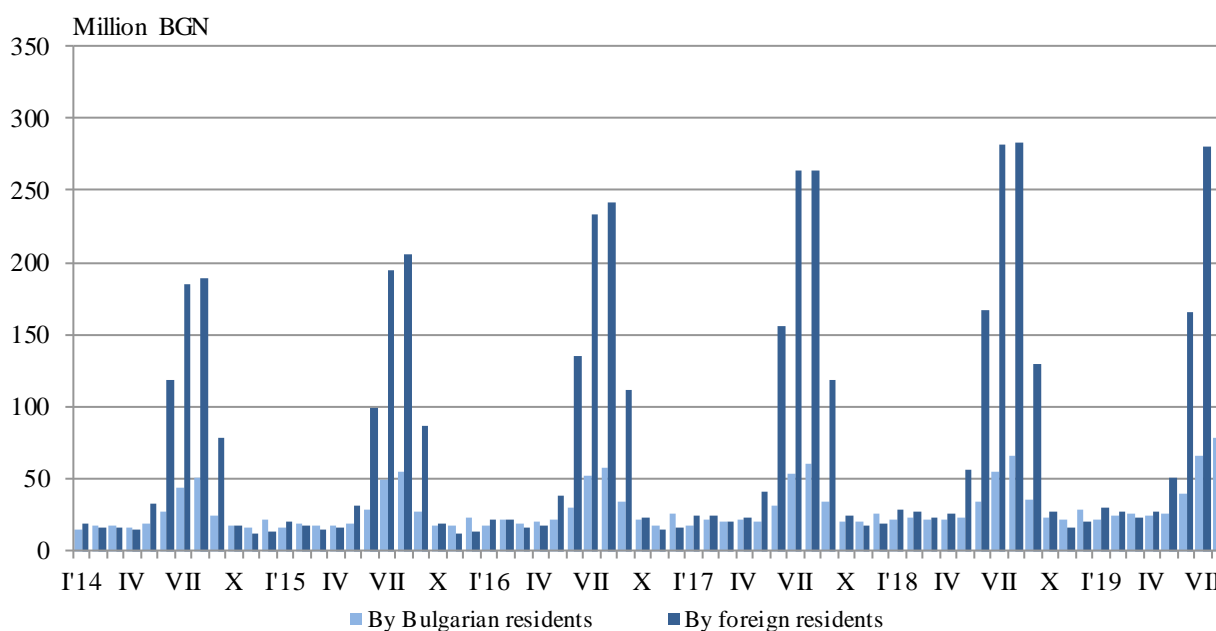


Figure 3. The occupation of the bed-places in accommodation establishments by categories and months



The total revenues from nights spent in August 2019 reached 377.8 million BGN or by 8.6% more compared to August 2018. An increase in revenues from both Bulgarians by 18.7% and foreigners by 6.2% was registered.

Figure 4. The revenues from nights spent in accommodation establishments by months





Methodological notes

Since 2012 the statistical survey on **accommodation establishments** has been carried out monthly in compliance with the Regulation 692/2011 of the European Parliament and of the Council concerning European statistics on tourism and the Regulation 1051/2011 of the Commission implementing Regulation 692/2011 of the European Parliament and of the Council concerning European statistics on tourism, as regards the structure of the quality reports and the transmission of the data.

All categorized hotels, camping sites and other types of accommodation establishments with more than 10 bed-places in use during the reporting period were included in the observation.

The indicator **other accommodation establishments** include the holiday settlements, hostels, guests houses, bungalows, rest houses, mountain chalets, private rooms and flats and other establishments for short accommodation.

Available Bed Capacity is the maximum number of bed-places on offer for each day of the reference month.

In the **revenues from nights spent** in accommodation establishments are included the sums paid by the guests, without the extra services.

Annex

Table 1

Activity of accommodation establishments in August 2019¹

Districts	Establishments - in numbers	Bed-places - in numbers	Available bed-nights - in numbers	Nights spent - in numbers		Arrivals in accommodation establishments - in numbers		Revenues from nights spent - Thousand BGN	
				Total	Of which: By foreigners	Total	Of which: Foreigners	Total	Of which: By foreigners
Total	3391	325400	9967391	6410491	4568804	1468322	901684	377850	300210
Blagoevgrad	194	14069	413098	135340	38764	57547	15119	6174	2165
Burgas	960	131535	4018341	3195562	2439214	581136	415223	187149	156188
Varna	450	70647	2190586	1552765	1311284	296515	235397	100612	90378
Veliko Tarnovo	118	5248	162063	46017	14051	26251	10297	1751	681
Vidin	29	853	26858	8364	2605	5238	1876	317	105
Vratsa	25	863	26212	5803	1094	2746	528	154	40
Gabrovo	65	3316	97289	27583	3307	13161	1805	808	126
Dobrich	175	29211	898897	679715	505915	134860	92527	44113	33975
Kardzhali	34	1092	33852	9999	2145	6158	1227	481	105
Kyustendil	89	3304	102424	26940	4730	14106	2329	855	197
Lovech	72	3661	110562	35508	2626	14499	1491	1356	137
Montana	25	1159	35498	9037	535	3504	314	268	28
Pazardzhik	56	4525	137233	82422	9695	25909	2386	3998	561
Pernik	13	547	16957	2882	591	1470	287	91	22
Pleven	23	1235	38285	6039	1657	3745	921	281	113
Plovdiv	218	10328	318652	125916	44502	55558	18350	5535	2075
Razgrad	17	723	22413	6989	1850	3722	1011	269	91
Ruse	53	2116	62908	17070	6657	11482	5116	854	400
Silistra	26	803	24823	5149	1312	3610	929	198	59
Sliven	62	2090	63971	10134	1336	6002	780	390	81
Smolyan	287	10709	330812	94415	9059	35586	3035	3295	361
Sofia	96	7141	217010	80675	13967	33144	5728	2967	695
Sofia (stolitsa)	125	12348	380814	180588	137381	104721	78105	13101	10790
Stara Zagora	51	3621	107666	37027	5172	12441	2425	1592	370
Targovishte	14	594	18414	4490	1897	2068	456	196	65
Haskovo	34	1561	48391	12375	4785	6160	2532	576	286
Shumen	61	1419	43651	7502	1797	4714	1045	304	77
Yambol	19	682	19711	4185	876	2269	445	165	39

¹ In use.