



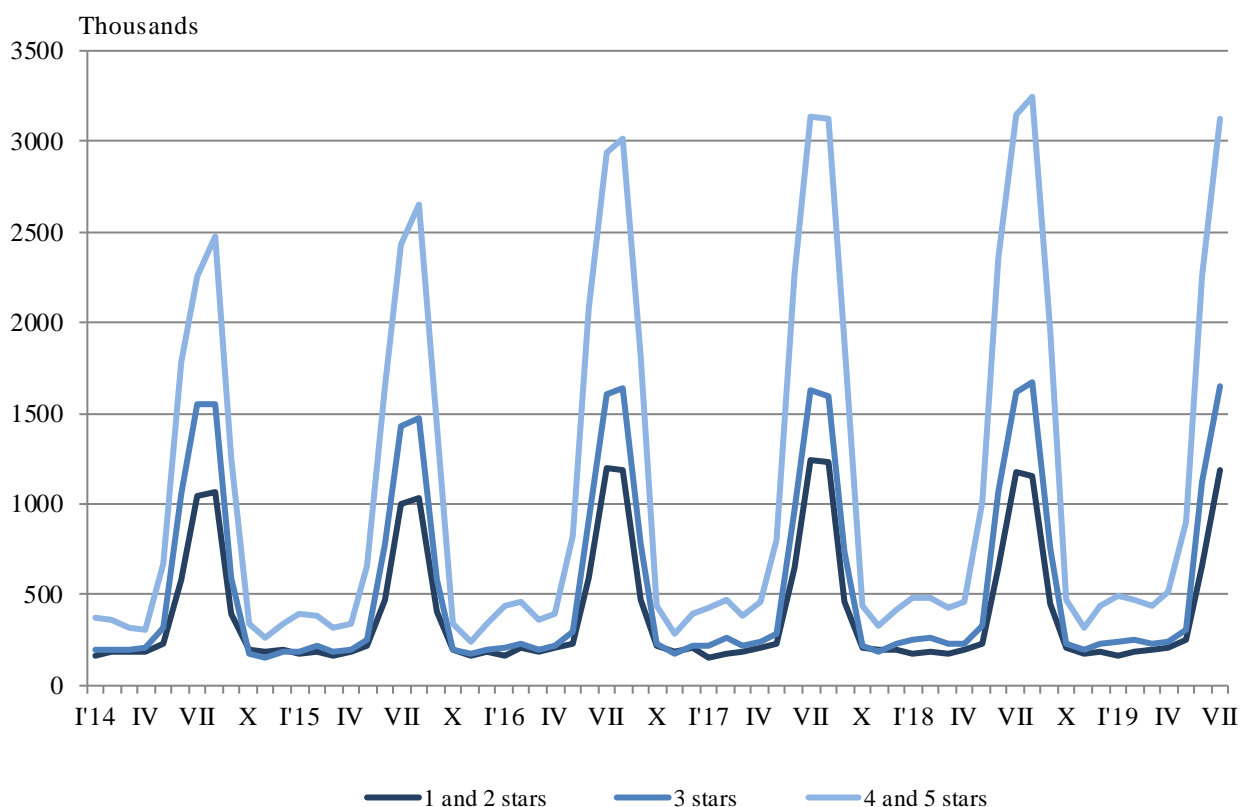
ACTIVITY OF ACCOMMODATION ESTABLISHMENTS IN JULY 2019

In July 2019, 3 391 accommodation establishments - hotels, motels, camping sites, mountain chalets and other establishments for short-term accommodation with more than 10 bed-places were functioned in the country (Annex, Table 1). The total number of the rooms in them was 141.8 thousand and the bed-places were 324.4 thousand. In comparison with July 2018, the total number of accommodation establishments (functioned during the period) increased by 5.8%, and the bed-places in them - by 3.7%.

The total number of the nights spent in all accommodation establishments registered in July 2019 was 5 952.1 thousand, or by 0.1% more in comparison with the same month of the previous year, as the greatest increase (by 2.0%) was observed in 3 stars accommodation establishments.

In July 2019, 62.2% of all nights spent by foreign citizens and 25.6% of all nights spent by Bulgarians were realized in 4 and 5 stars hotels. In 3 stars accommodation establishments were spent 27.4% of all nights by foreigners and 28.5% of all nights by Bulgarian residents, while in the rest of accommodation establishments (with 1 and 2 stars) they were 10.4% and 45.9% respectively.

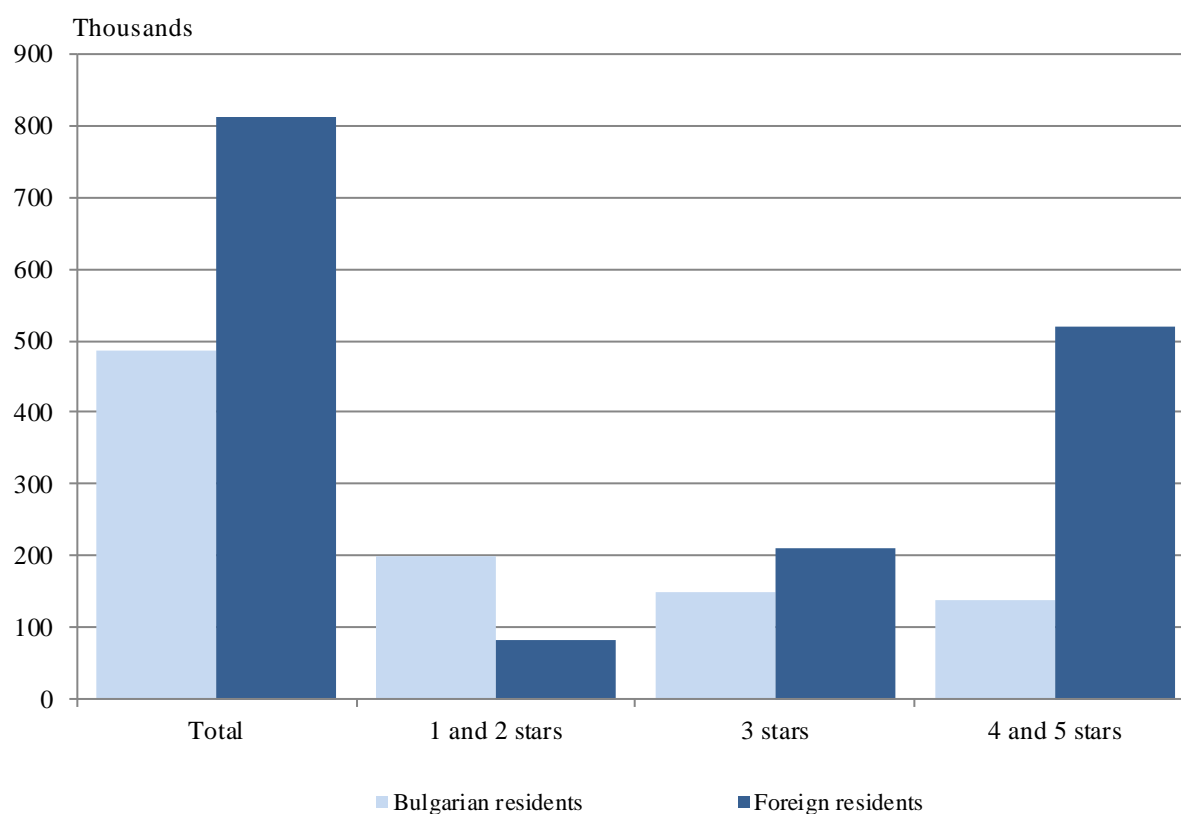
Figure 1. The nights spent in accommodation establishments by categories and months





In July 2019, the number of arrivals in all accommodation establishments increased by 5.2% compared to the same month of 2018 and reached 1 297.8 thousand, as an increase was registered by 10.3% for Bulgarians and by 2.4% for foreigners. Bulgarians spent the nights in accommodation establishments in July 2019 were 485.1 thousand and spent 3.3 nights on the average. The arrivals of foreigners were 812.7 thousand, and had on average 5.4 nights, as 64.0% of them spent nights in hotels with 4 and 5 stars.

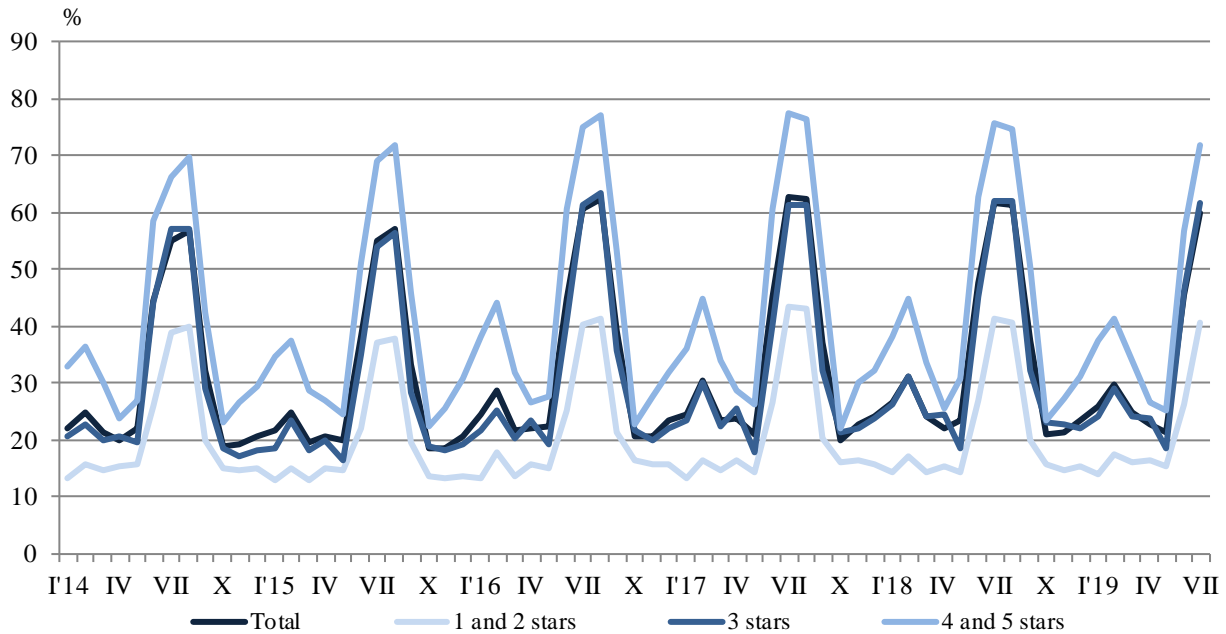
Figure 2. Arrivals in accommodation establishments by categories in July 2019



In July 2019, the total occupancy of the bed-places in accommodation establishments was 60.0%, as decreased by 1.8 percentage points compared to July 2018. The highest was occupancy of the bed-places in 4 and 5 stars accommodation establishments - 71.8%, followed by 3 stars accommodation establishments - 61.6%, and with 1 and 2 stars - 40.7%.

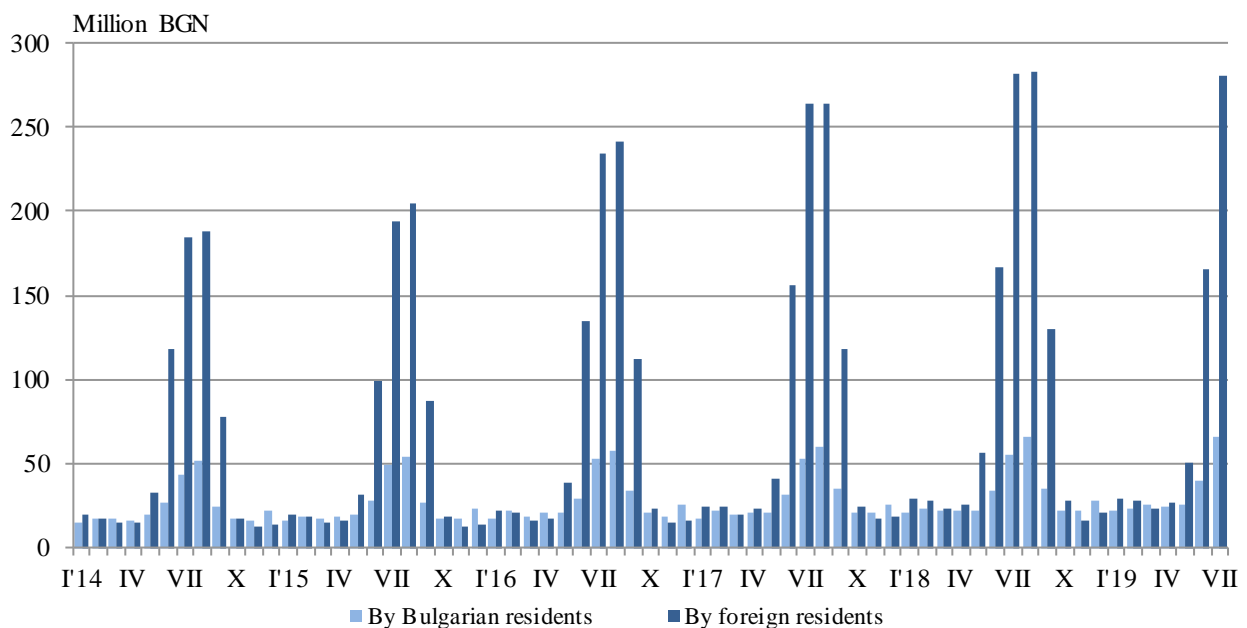


Figure 3. The occupation of the bed-places in accommodation establishments by categories and months



The total revenues from nights spent in July 2019 reached 345.8 million BGN or by 2.9% more compared to July 2018. An increase in revenues from Bulgarians by 19.9% was registered, while those from foreigners decreased by 0.4%.

Figure 4. The revenues from nights spent in accommodation establishments by months





Methodological notes

Since 2012 the statistical survey on **accommodation establishments** has been carried out monthly in compliance with the Regulation 692/2011 of the European Parliament and of the Council concerning European statistics on tourism and the Regulation 1051/2011 of the Commission implementing Regulation 692/2011 of the European Parliament and of the Council concerning European statistics on tourism, as regards the structure of the quality reports and the transmission of the data.

All categorized hotels, camping sites and other types of accommodation establishments with more than 10 bed-places in use during the reporting period were included in the observation.

The indicator **other accommodation establishments** include the holiday settlements, hostels, guests houses, bungalows, rest houses, mountain chalets, private rooms and flats and other establishments for short accommodation.

Available Bed Capacity is the maximum number of bed-places on offer for each day of the reference month.

In the **revenues from nights spent** in accommodation establishments are included the sums paid by the guests, without the extra services.

Annex

Table 1

Activity of accommodation establishments in July 2019¹

Districts	Establishments - in numbers	Bed-places - in numbers	Available bed-nights - in numbers	Nights spent - in numbers		Arrivals in accommodation establishments - in numbers		Revenues from nights spent - Thousand BGN	
				Total	Of which: By foreigners	Total	Of which: Foreigners	Total	Of which: By foreigners
Total	3391	324384	9925301	5952130	4359738	1297762	812673	345797	280058
Blagoevgrad	197	14727	442365	101950	30870	43129	11669	4373	1605
Burgas	940	130034	3983317	2996602	2345148	506899	371334	173737	147046
Varna	453	69537	2155789	1435715	1227734	261803	210758	90565	82156
Veliko Tarnovo	120	5369	166009	42434	12703	21982	8666	1577	600
Vidin	29	837	25093	7554	1741	4888	1342	328	82
Vratsa	25	863	26214	8146	1192	3004	469	217	41
Gabrovo	66	3436	101436	26020	4286	12789	1819	763	176
Dobrich	176	28951	884500	637842	486206	115640	80970	39815	31254
Kardzhali	35	1112	34472	9204	2456	5958	1604	423	117
Kyustendil	86	3262	101122	20777	3620	11722	2438	658	140
Lovech	72	3685	111805	30932	2512	12119	1244	1130	125
Montana	25	1159	35577	8315	484	3198	272	265	29
Pazardzhik	57	4542	135169	69363	11092	21138	2266	3047	622
Pernik	12	495	15345	3054	867	1686	351	87	28
Pleven	23	1255	38905	6762	1974	3703	1148	326	138
Plovdiv	226	10580	322342	116077	39727	51669	16768	5163	2036
Razgrad	16	709	21979	6703	2565	4061	1200	263	113
Ruse	54	2118	64066	17832	7454	11285	4669	881	434
Silistra	27	809	24543	4994	1289	3300	796	178	53
Sliven	59	2060	62779	8254	1180	5292	715	324	69
Smolyan	300	11431	332745	77063	8937	31549	3219	2690	399
Sofia	92	7209	219060	66276	13351	28628	5305	2407	601
Sofia (stolitsa)	124	12302	380139	187298	139623	106244	77422	13956	11442
Stara Zagora	49	3488	104384	35325	4557	12114	2293	1467	332
Targovishte	14	594	18280	4120	1196	1969	351	181	61
Haskovo	35	1579	48949	12084	4715	5592	2386	539	266
Shumen	62	1612	49972	7762	1566	4590	821	285	58
Yambol	17	629	18945	3672	693	1811	378	152	35

¹ In use.