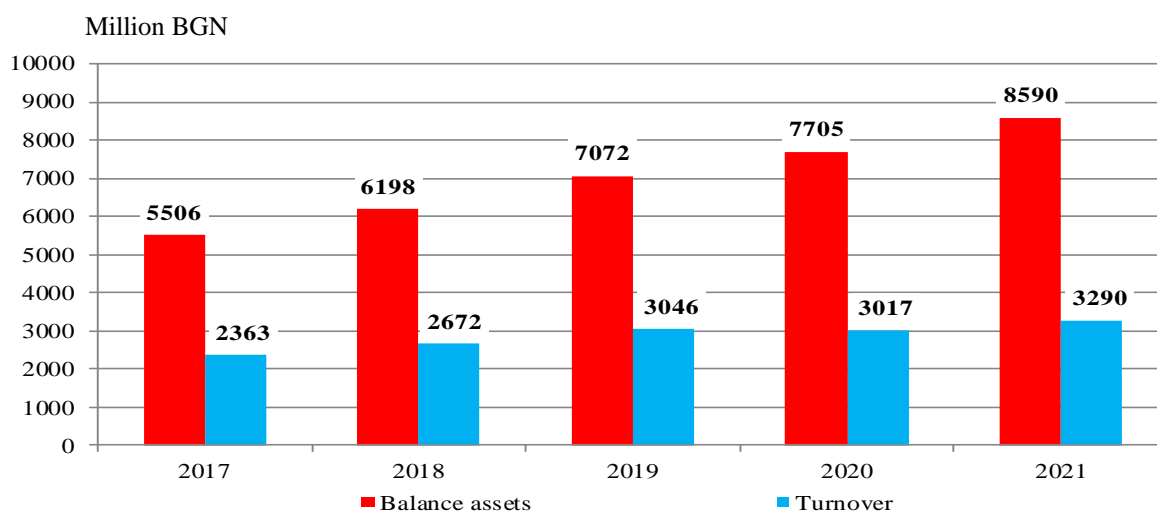


ACTIVITY OF FINANCIAL ENTERPRISES AND ASSOCIATIONS AND FOUNDATIONS IN 2021 (PRELIMINARY DATA)

1. Insurance companies

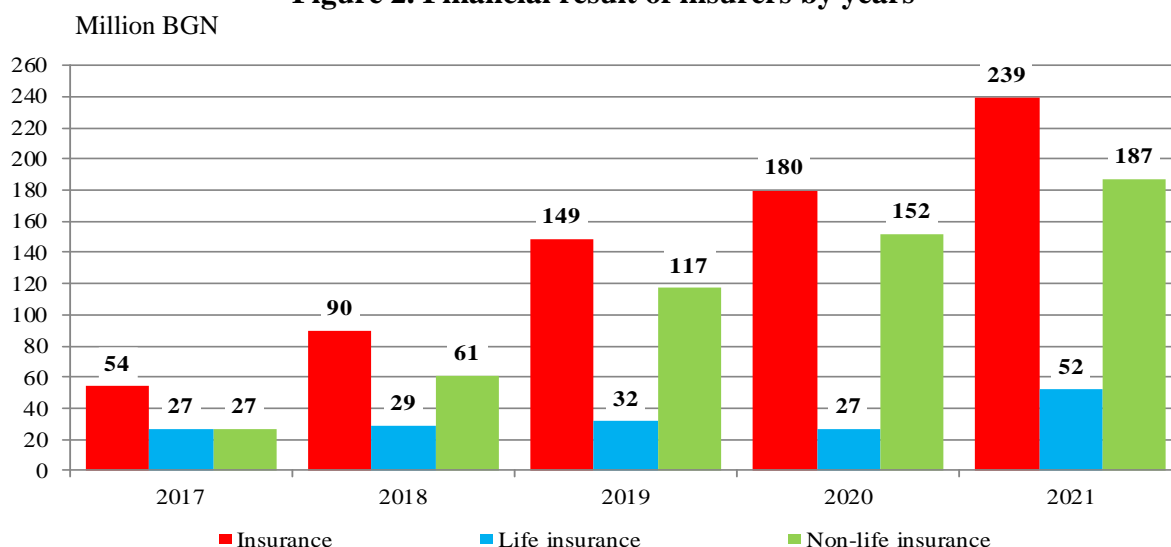
The insurance companies realised turnover¹ of 3 290 million BGN in 2021, with the data coming from a total of 45 licensed insurers that submitted an annual report on their activity to the National Statistical Institute (NSI), with a balance value of assets as of 31.12.2021 of 8 590 million BGN.

Figure 1. Balance value of assets and turnover of insurance companies by years



In 2021, the insurance companies reported a positive financial result of their activity of 239 million BGN. In the life insurance sector, a profit of 52 million BGN was realised, while in the non-life insurance sector the profit reached 187 million BGN.

Figure 2. Financial result of insurers by years



¹ The turnover includes the gross premiums earned in the current accounting year.

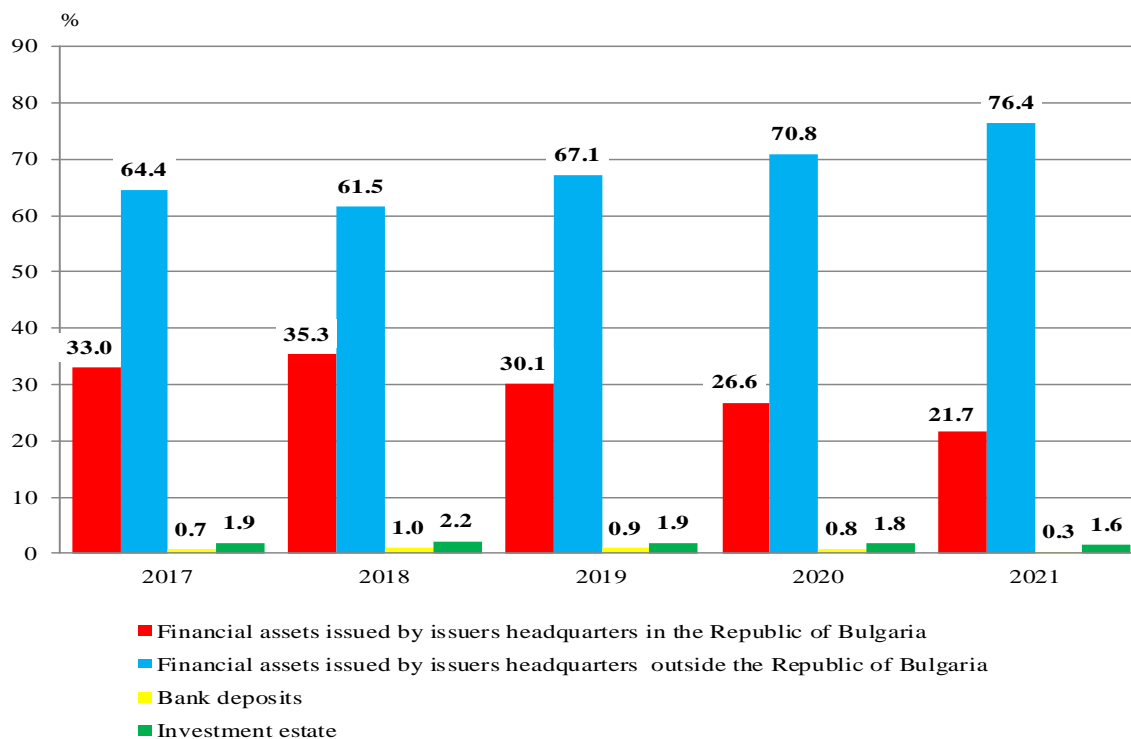
2. Pension Companies and Pension Funds

In 2021, 10 pension companies have been active, with a balance value of assets as of 31.12.2021 of 538 million BGN.

The operating income of pension companies for 2021 was 332 million BGN and the realised profit amounted to 73 million BGN.

For the reference year 2021, 28 supplementary pension funds have submitted annual reports for their activity at the NSI, of which 18 are compulsory (9 universal and 9 professional funds), and 10 are voluntary, as well as 16 funds for making payments, of which 9 deferred funds and 7 funds for the payment of lifetime pensions. The balance value of assets of supplementary pension insurance funds as of 31.12.2021 was 19 618 million BGN and the investments reached 17 745 million BGN. The balance value of assets of funds for making payments as of 31.12.2020 was 13 million BGN and the investments reached 3 million BGN.

Figure 3. Structure of investments of supplementary pension funds by kind and years



As of 31.12.2021, the total number of insured persons in supplementary pension funds was 4 849 242 and the gross receipts from contributions were 2 042 million BGN.

3. Special Investment Purpose Companies

For the reference 2021, at the NSI, there were submitted 251 annual reports by special investment purpose companies (investment intermediaries, investment companies, management companies, mutual funds, companies limited by shares with special purpose, alternative investment funds, national investment funds), with a total balance value of their assets as of 31.12.2021 of 12 273 million BGN. Foreign assets received (securities and cash to customers) amounted to 7 493 million BGN.

1. Number of Investment companies

Investment companies by type	2017	2018	2019	2020	2021*
Total	257	257	249	256	251
Investment intermediaries	44	40	38	37	35
Investment companies	4	4	3	3	0
Management companies	29	31	31	30	31
Mutual funds	127	128	121	121	115
Companies limited by shares with special investment purpose	53	54	53	56	50
National investment funds	-	-	2	4	13
Alternative investment fund	-	-	1	5	7

The financial income of special investment purpose companies for 2021 at current prices totalled 1 628 million BGN and the financial result for the year was a profit of 266 million BGN.

4. Associations and Foundations

According to preliminary data, the number of associations and foundations that have submitted annual reports for 2021 at the NSI was 9 967. The balance value of their assets as of 31.12.2021 amounted to 1 417 million BGN.

The total revenues from non-profit activities for 2021 at current prices were 749 million BGN and their revenues from regular activity were 710 million BGN.

2. Major economic indicators of the associations and foundations

Major economic indicators	2017	2018	2019	2020	2021*
Number	9585	9727	9754	9636	9967
Balance value of assets - million BGN ¹	1084	1186	1267	1312	1417
Revenues from regular activity - million BGN ^{1,2}	540	590	646	643	710
Expenditure for regular activity - million BGN ^{1,3}	279	280	319	316	332

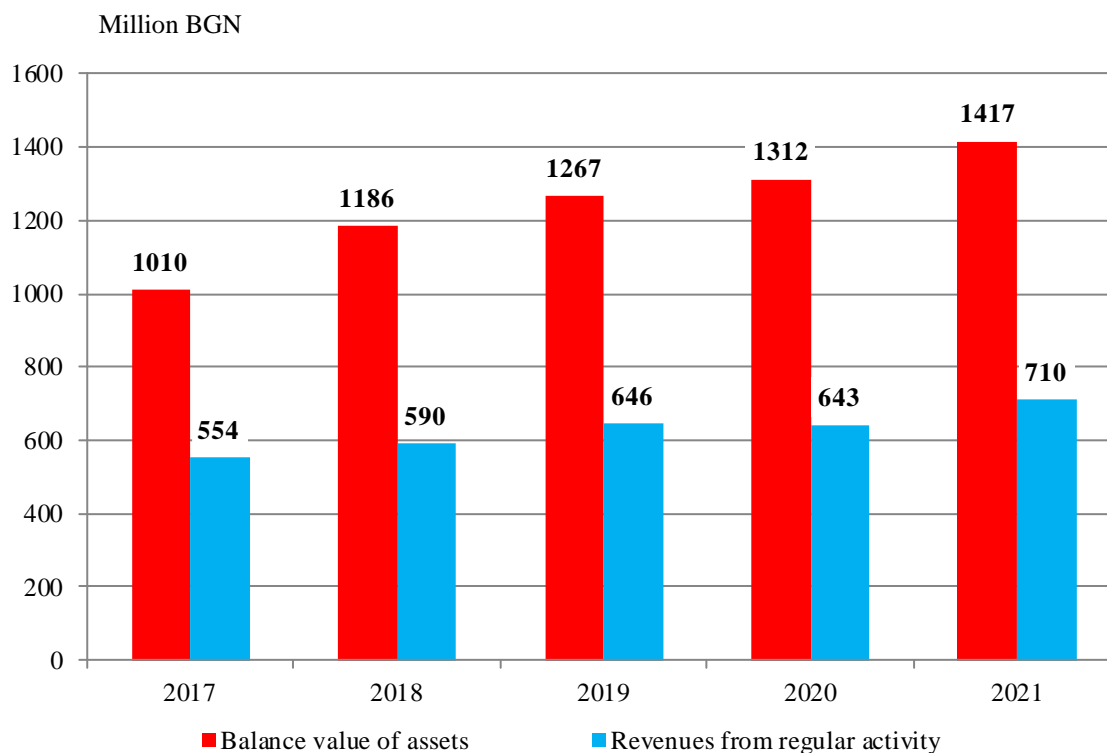
¹ Data at current prices.

² Revenues from regular activity include Grants under condition, Grants without condition, Membership fee and Other revenues.

³ Expenditure for regular activity include Grants and Other expenditure.

* Preliminary data.

Figure 4. Balance value of assets and revenues from regular activity by years



The members of associations and foundations as of 31.12.2021 were 2 319 255, of which 190 450 were legal entities and 2 128 805 were individuals. The working volunteers were 48 151, as they worked a total of 1 876 384 hours.