

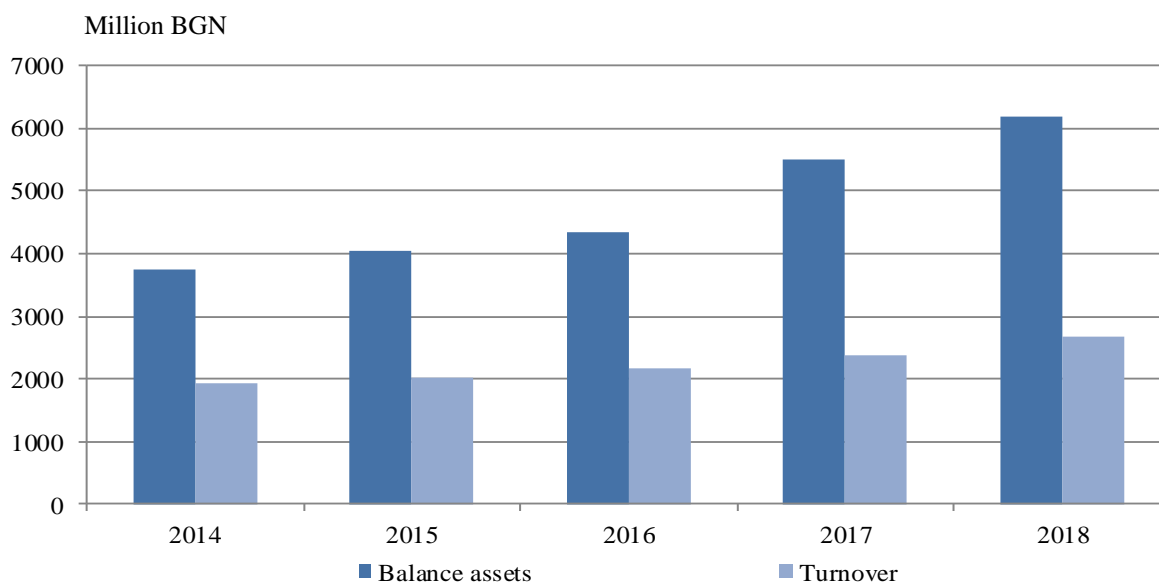


ACTIVITY OF FINANCIAL ENTERPRISES AND ASSOCIATIONS AND FOUNDATIONS IN 2018 (PRELIMINARY DATA)

1. Insurance companies

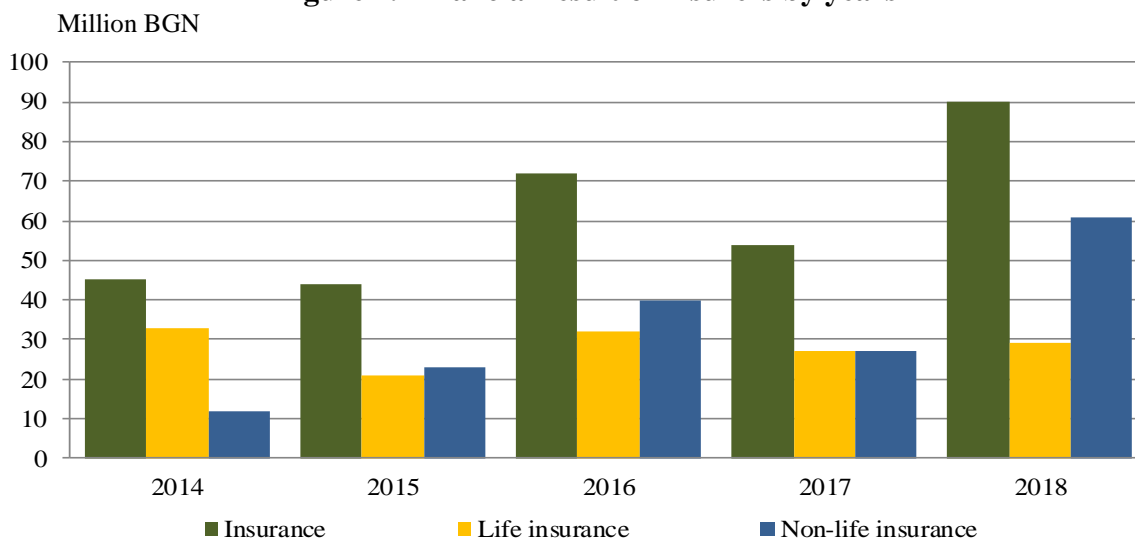
For 2018 a total of 52 licensed insurance companies have submitted their annual reports at the National Statistical Institute, with balance value of assets as of 31.12.2018 for 6 198 million BGN and realised turnover¹ for 2 672 million BGN.

Figure 1. Balance value of assets and turnover of insurance companies by years



In 2018 the insurance companies have reported a positive financial result of their activity for 90 million BGN. In the life insurance sector profit of 29 million BGN is realised while in non-life insurance sector the profit reached 61 million BGN.

Figure 2. Financial result of insurers by years



¹ The turnover includes the gross premiums written in the current accounting year.



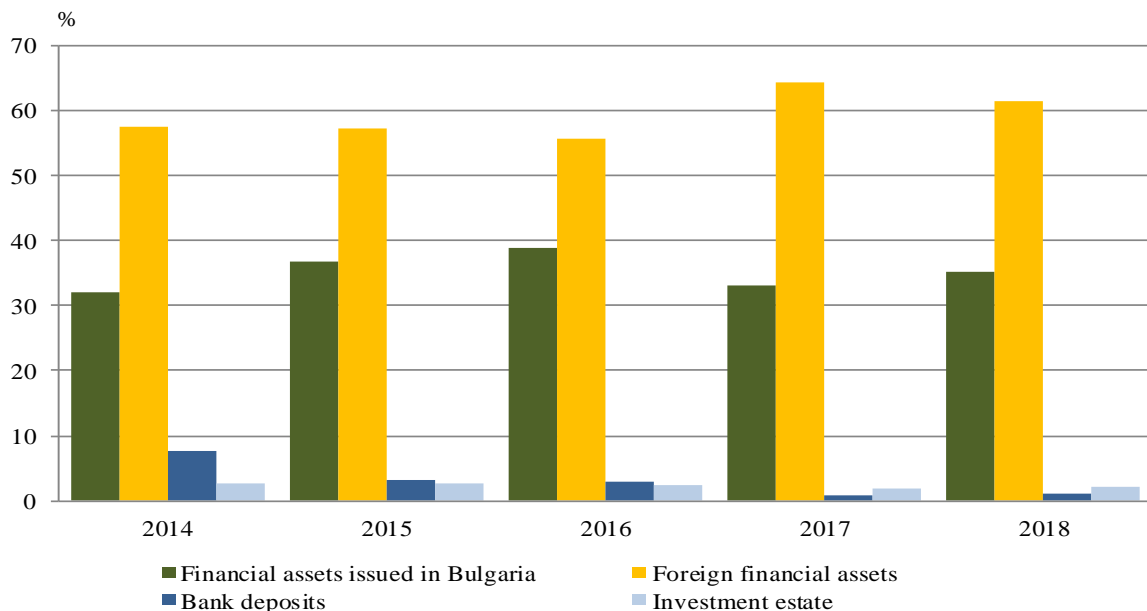
2. Pension Companies and Pension Funds

Total of 9 pension companies have been active in 2018, with balance value of assets as of 31.12.2018 for 421 million BGN.

The operating income of pension companies for 2018 is 184 million BGN and the realised profit amounted to 59 million BGN.

For the reference 2018 28 licensed pension funds have submitted annual reports for their activity at the NSI, of which 18 are compulsory (9 universal and 9 professional funds), and 10 are voluntary. The balance value of their assets as of 31.12.2018 is 13 463 million BGN and the investments reached 12 192 million BGN.

Figure 3. Structure of investments of pension funds by kind and years



The total number of insured persons in pension funds as of 31.12.2018 is 4 669 768 and the gross receipts from contributions reached 1 541 million BGN.



3. Special Investment Purpose Companies

For the reference 2018 at the NSI were submitted 257 annual reports by special investment purpose companies (investment companies, investment intermediaries, managing investment companies, investment funds and companies limited by shares with special purpose), with total balance value of their assets as of 31.12.2018 for 9 110 million BGN. Foreign assets received (securities and cash to customers) amounted to 5 650 million BGN.

Table 1. Number of Investment companies

Investment companies by type	2014	2015	2016	2017	2018*
Total	246	243	249	257	257
Investment intermediaries	45	42	44	44	40
Investment companies	6	6	6	4	4
Managing investment companies	30	30	31	29	31
Investment funds	104	106	115	127	128
Companies limited by shares with special investment purpose	61	59	53	53	54

The financial income of special purpose in companies for 2018 at current prices totalled 1 358 million BGN and the financial result for the year was a profit of 115 million BGN.

4. Associations and Foundations

According to preliminary data the number of associations and foundations, which have submitted annual reports for 2018 at the NSI, was 9 727. The balance value of their assets as of 31.12.2018 amounted to 1 186 million BGN.

The total revenues from non-profit activities for 2018 at current prices were 621 million BGN and their revenues from regular activity were 590 million BGN.

Table 2. Major economic indicators of the associations and foundations

Major economic indicators	2014	2015	2016	2017	2018*
Number	9512	9923	9933	9585	9727
Balance value of assets - million BGN ¹	900	1010	1049	1084	1186
Revenues from regular activity - million BGN ^{1,2}	514	554	528	540	590
Expenditure for regular activity - million BGN ^{1,3}	258	260	252	279	280

¹ Data at current prices.

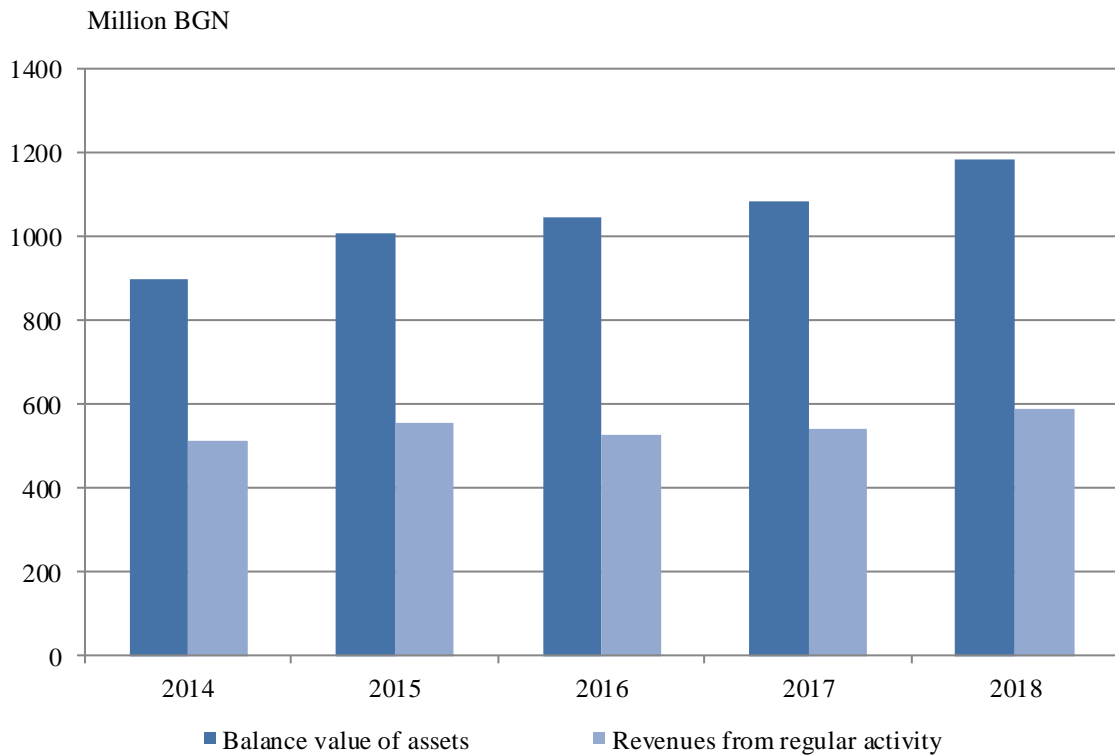
² Revenues from regular activity include Grants under condition, Grants without condition, Membership fee and Other revenues.

³ Expenditure for regular activity include Grants and Other expenditure.

* Preliminary data.



Figure 4. Balance value of assets and revenues from regular activity by years



The members of associations and foundations as of 31.12.2018 were 2 083 734, of which 174 096 were legal entities and 1 909 638 were individuals. The working volunteers were 56 736, as they worked a total of 1 432 711 hours.