

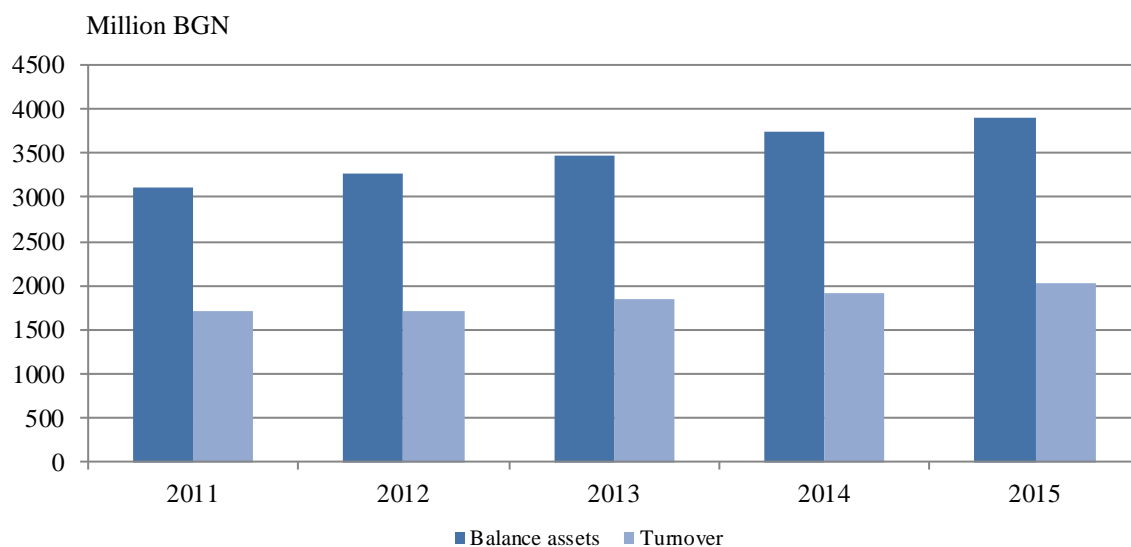


ACTIVITY OF FINANCIAL ENTERPRISES AND ASSOCIATIONS AND FOUNDATIONS IN 2015 (PRELIMINARY DATA)

1. Insurers

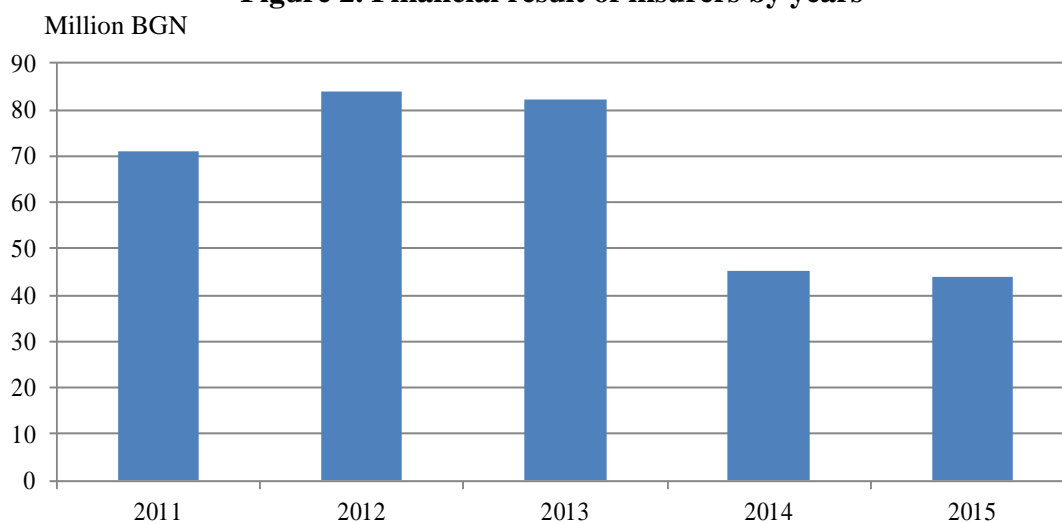
For 2015 a total of 55 licensed insurers have submitted their annual reports at the National Statistical Institute, with balance value of assets as of 31.12.2015 for 3 902 million BGN and realised turnover¹ at current prices for 2 025 million BGN.

Figure 1. Balance value of assets and turnover of insurers by years



In 2015 the insurers have reported a positive financial result of their activity for 44 million BGN. In the life assurance sector profit of 21 million BGN is realised while in non-life assurance sector the profit reached 23 million BGN.

Figure 2. Financial result of insurers by years



¹The turnover includes the gross premiums written in the current accounting year.



2. Pension Companies and Pension Funds

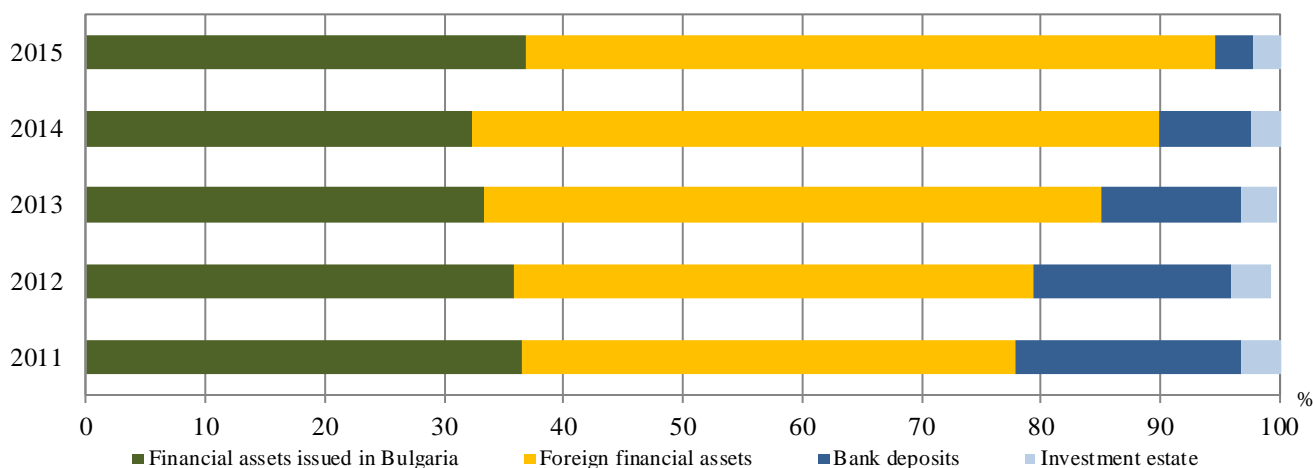
Total of 9 pension companies have been active in 2015, with balance value of assets as of 31.12.2015 for 287 million BGN.

The turnover¹ of pension companies for 2015 at current prices is 140 million BGN and the realised profit amounted to 48 million BGN.

For the reference 2015 28 licensed pension funds have submitted annual reports for their activity at the NSI, of which 18 are compulsory (9 universal and 9 professional funds), and 10 are voluntary. The balance value of their assets as of 31.12.2015 is 9 394 million BGN and the investments reached 8 536 million BGN.

The total number of insured persons in pension funds as of 31.12.2015 is 4 386 635 and the gross receipts from contributions reached 1 238million BGN.

Figure 3. Structure of investments of pension funds by years



¹The turnover includes revenues from taxes and deductions in the accounting year.



3. Special Investment Purpose Companies

For the reference 2015 at the NSI were submitted 243 annual reports by special investment purpose companies (investment companies, investment intermediaries, managing investment companies, investment funds and companies limited by shares with special purpose), with total balance value of their assets as of 31.12.2015 for 6 943 million BGN. Foreign assets received (securities and cash to customers) amounted to 4 393 million BGN.

Number of Investment companies

Investment companies by type	2011	2012	2013	2014	2015
Total	249	252	250	246	243
Investment intermediaries	51	54	50	45	42
Investment companies	13	10	3	6	6
Managing investment companies	34	30	30	30	30
Investment funds	92	96	107	104	106
Companies limited by shares with special investment purpose	59	62	60	61	59

The financial revenues (turnover) of special purpose in companies for 2015 at current prices totalled 858 million BGN and the financial result for the year was a profit of 78 million BGN.

4. Associations and Foundations

According to preliminary data the number of associations and foundations, which have submitted annual reports for 2015 at the NSI, was 9 799. The balance value of their assets as of 31.12.2015 amounted to 968 million BGN.

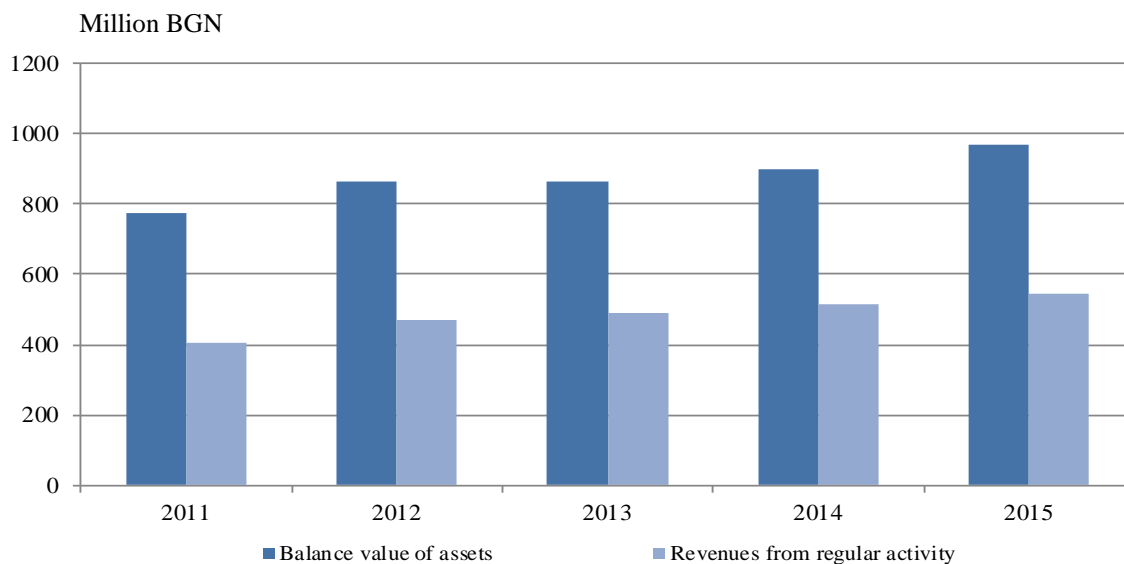
The total revenues from non-profit activities for 2015 at current prices were 578 million BGN and their revenues from regular activity reached 546 million BGN.

Major economic indicators of the associations and foundations

Major economic indicators	2011	2012	2013	2014	2015
Number	9116	9349	9243	9512	9799
Balance value of assets - million BGN	776	866	862	900	968
Revenues from regular activity - million BGN	406	468	492	514	546
Expenditure for regular activity - million BGN	211	231	243	258	259



Figure 4. Balance value of assets and revenues from regular activity by years



The members of associations and foundations as of 31.12.2015 were 1 897 207, of which 113 260 were legal entities and 1 783 947 were individuals. The working volunteers were 69 666, as they worked a total of 1 668 040 hours.