



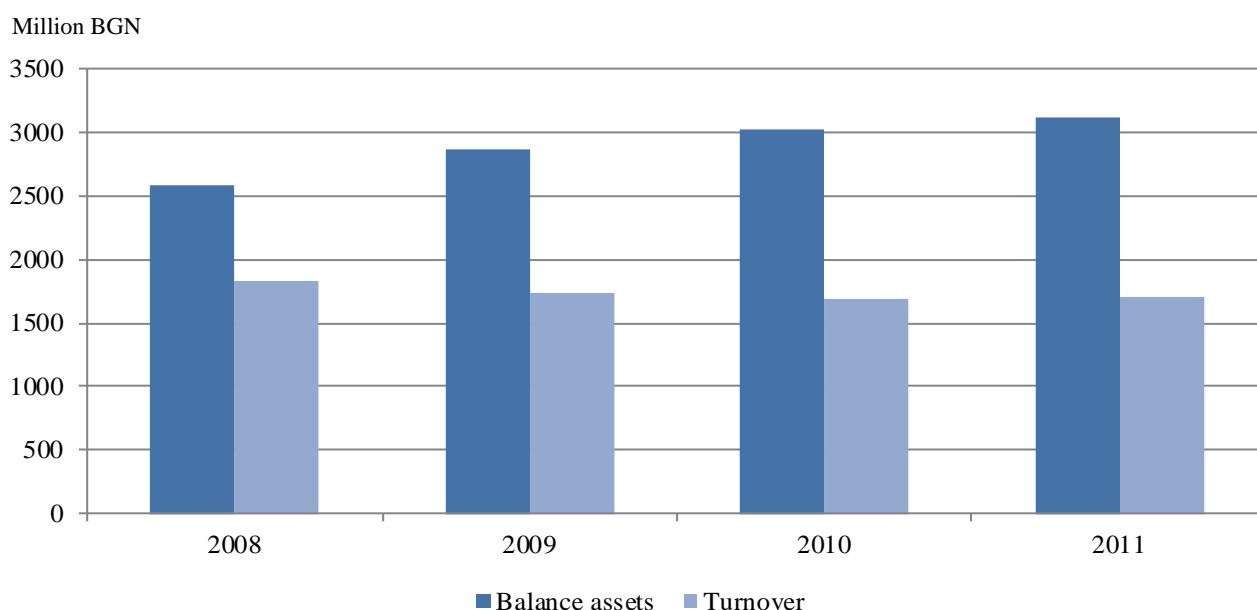
ACTIVITY OF FINANCIAL ENTERPRISES AND ASSOCIATIONS AND FOUNDATIONS IN 2011 (PRELIMINARY DATA)

1. Insurance Enterprises

The National Statistical Institute has obtained annual reports for activity for 2011 from 43 licensed insurers, whose balance value of assets at the end of the year was 3 116.4 Million BGN or a 3.0% rise on 2010.

The turnover¹ of these enterprises at current prices was 1 709.7 Million BGN, recording a 0.8% increase on the previous year. The turnover rose by 3.8% in life assurance, while non-life assurance registered an increase of 0.2%.

Figure 1. Balance value of assets and turnover of insurance enterprises by year



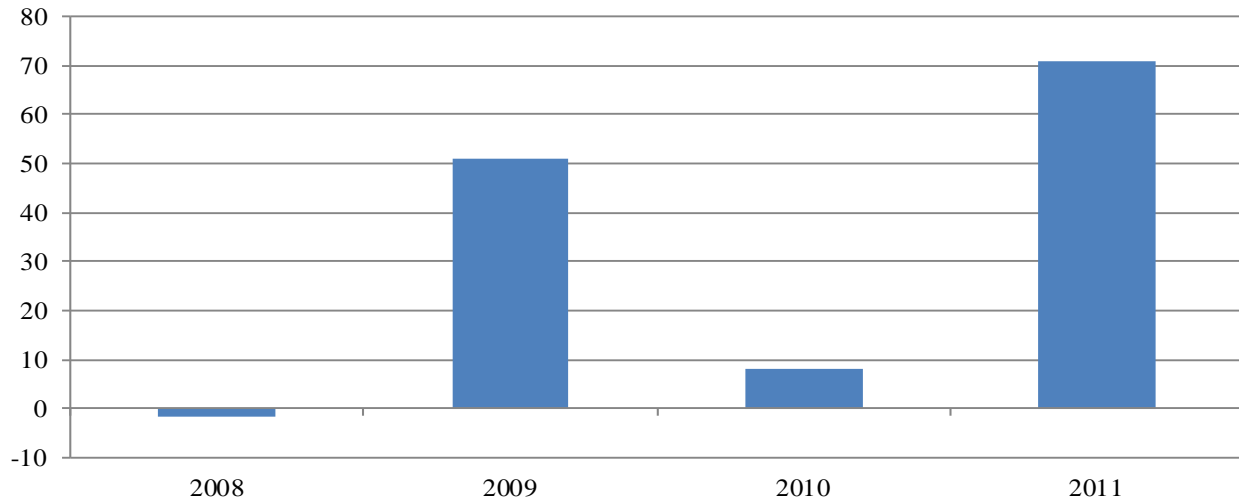
The positive financial result of the activity of insurance enterprises for 2011 totalled 71.0 Million BGN, or 62.9 Million BGN more than the previous year. Non-life assurance companies realised a profit of 61.3 Million BGN, while net earnings of the life assurance sector reached 9.7 Million BGN.

¹The turnover includes the gross premiums written in the current accounting year.



Figure 2. Financial result of insurance companies by year

Million BGN



2. Pension Companies and Pension Funds

In 2011 a total of 9 pension companies developed their activity on the territory of the country, as their balance value of assets at 31.12.2011 г. was 161.3 Million BGN, which was 10.6% more than in 2010. The turnover¹ of pension companies for 2011, calculated at current prices, amounted to 80.1 Million BGN and the financial result was a profit of 22.7 Million BGN, or a 14.0% rise on the previous year. In 2011 the number of pension funds, which have submitted annual reports at the NSI, was 28, including 18 compulsory pension funds (9 universal and 9 professional funds), and 10 voluntary pension funds.

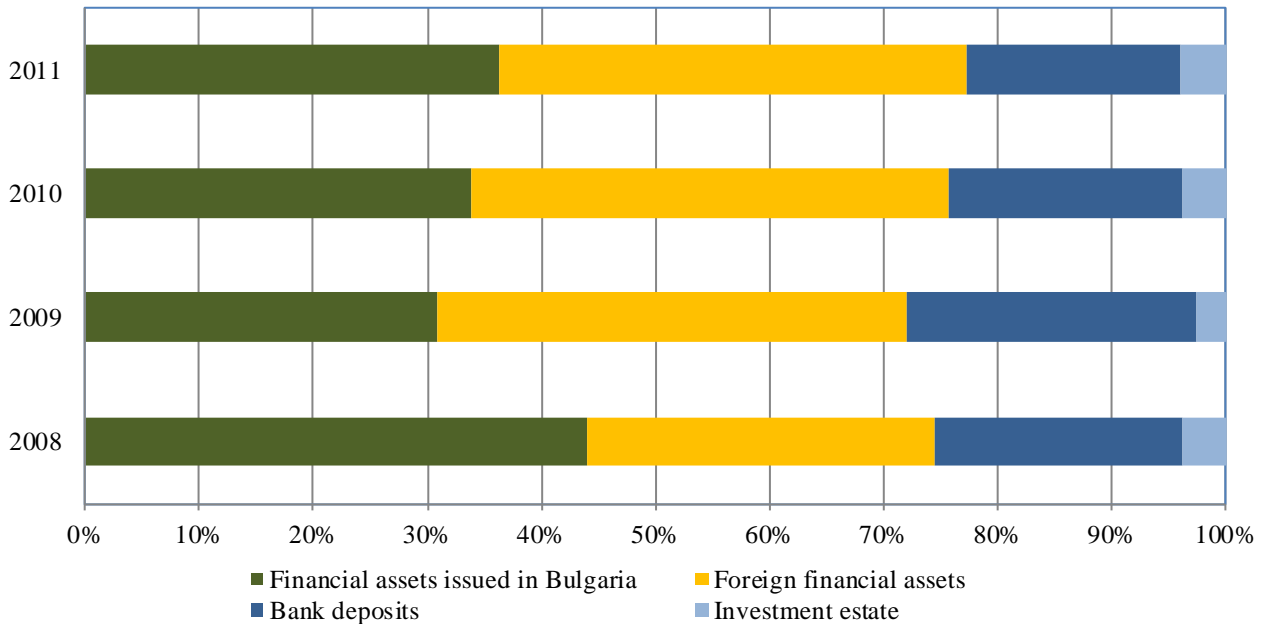
The balance value of their assets at 31.12 2011 г. was 4 597.9 Million BGN, rising by 15.0% on an annual basis and the investments totalled 4 233.4 Million BGN, providing an increase of 13.7% in comparison with 2010.

The total number of insured persons in pension funds at 31.12.2011 was 3 994 thousand and the gross receipts from contributions reached 837.7 Million BGN, recording an 8.0% increase on the previous year.

¹The turnover includes revenues from taxes and deductions in the accounting year.



Figure 3. Structure of investments of pension funds by year



3. Special Investment Purpose Companies

For the accounting year 2011 a total of 249 special investment purpose companies (investment companies, investment intermediaries, managing investment companies, investment funds and companies limited by shares with special purpose) have submitted annual reports at the NSI. According to preliminary data the balance value of their assets at 31.12.2011 was 9 024.4 Million BGN, increasing by 32.9% compared to 2010. Foreign assets received (securities and cash to customers) rose by 39.5% on an annual basis, reaching 6 476.8 Million BGN.

1. Number of companies

Investment companies by type	2008	2009	2010	2011	2011 as % to 2010
Total	215	247	260	249	95.8
Investment intermediaries	68	61	55	51	92.7
Investment companies	13	11	10	13	130.0
Managing investment companies	35	40	34	34	100.0
Investment funds	71	86	95	92	96.8
Companies limited by shares with special investment purpose	28	49	66	59	89.4

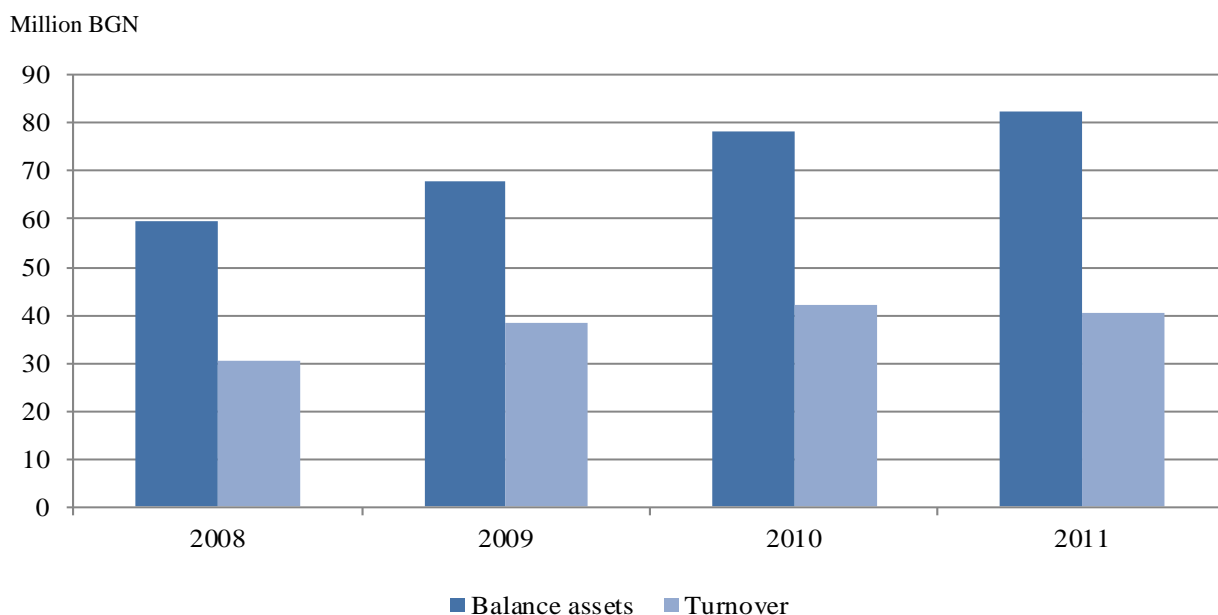


The financial revenues (turnover) of special purpose insurance companies for 2011 at current prices totalled 653.8 Million BGN, increasing by 7.8% compared to 2010 and the financial result for the year was a net profit of 56.2 Million BGN.

4. Health Assurance Companies

The number of licensed health assurance companies, which have submitted annual reports to the NSI for 2011, was 20. The balance value of assets of these companies at the end of the year amounted to 82.5 Million BGN, which was a 5.3% rise on 2010. The turnover¹ of health assurance companies for 2011 at current prices was 40.4 Million BGN or 4.2% less than 2010.

Figure 4. Balance assets and turnover of health assurance companies by year

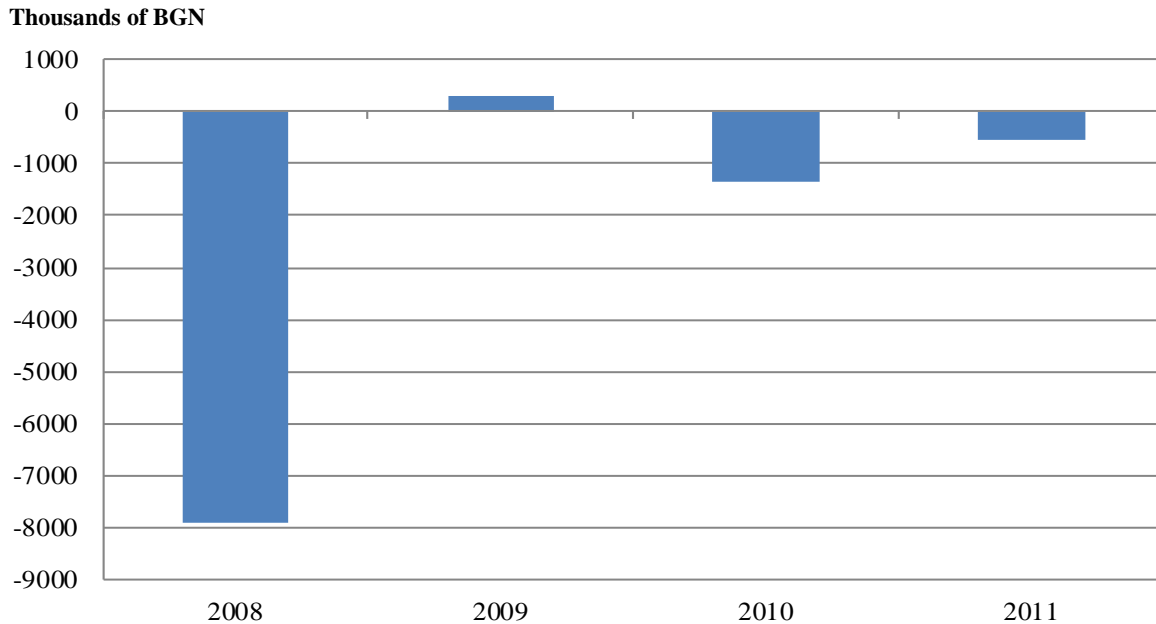


The financial result of the health assurance companies for 2011 was a loss of 0.5 Million BGN, which was 0.8 Million BGN less than in 2010.

¹The turnover includes the gross premiums written in the current accounting year.



Figure 5. Financial result of health assurance companies by year



5. Associations and Foundations

According to preliminary data the number of associations and foundations, which have submitted annual reports for 2011 at the NSI, was 9 009 and the balance value of their assets as of 31.12.2011 totalled 771.8 Million BGN, constituting a 4.3% increase on 2010.

The total revenues from non-regular activities for 2011 at current amounted to 426.8 Million BGN, increasing by 9.3% compared to 2010. At the same time their revenues from regular activity went up by 13.1% on the previous year, reaching 401.9 Million BGN.

2. Major economic indicators

Major economic indicators	2008	2009	2010	2011	2011 в % към 2010
Number	7087	8049	8640	9009	104.3
Assets - million BGN	579.3	690.5	740.2	771.8	104.3
Revenues from regular activity - million BGN	330.8	349.4	355.5	401.9	113.1
Expenditure for regular activity - million BGN	141.6	177.5	172.9	209.8	121.3

The members of associations and foundations at 31.12.2011 were 1 723 thousand, of which 102 thousand were legal entities and 1 621 thousand were individuals. At the same time the volunteers were 60 thousand, as they worked a total of 2 232 thousand hours.