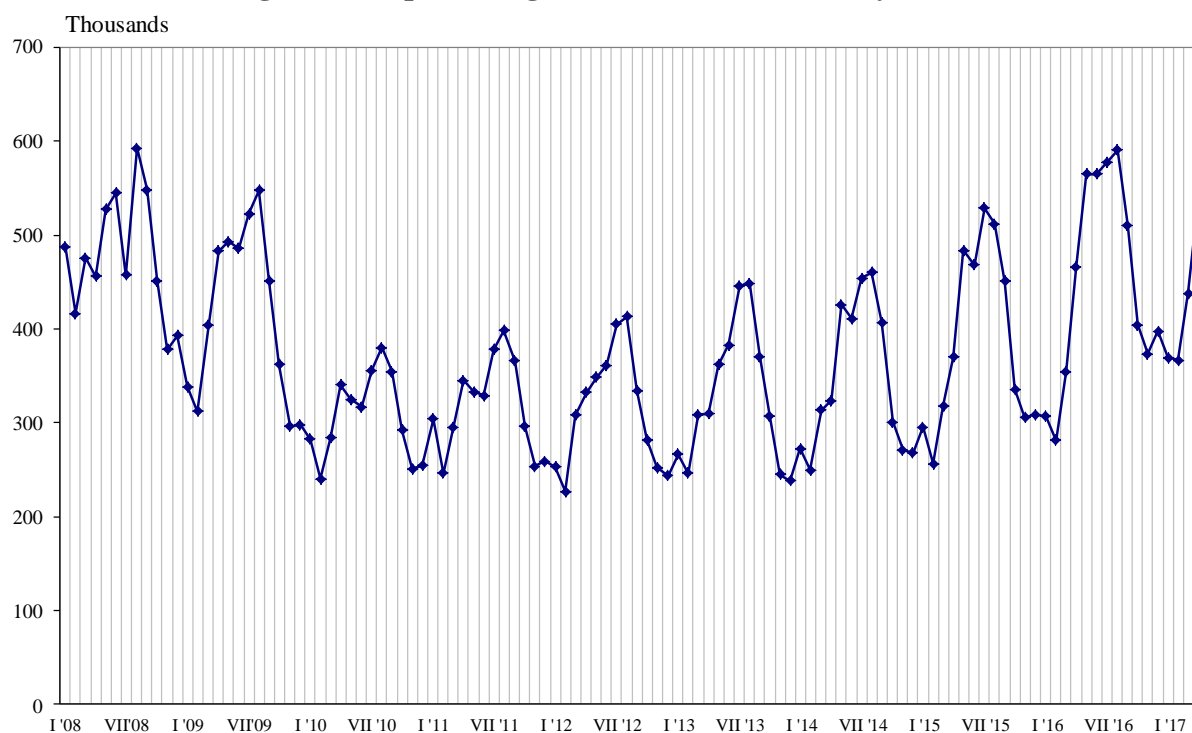




TRIPS OF BULGARIAN RESIDENTS ABROAD AND ARRIVALS OF VISITORS FROM ABROAD TO BULGARIA IN APRIL 2017

In April 2017, **the number of the trips of Bulgarian residents abroad** was 548.8 thousand (Annex, Table 1) or by 17.7% above the registered in April 2016 (Figure 1). In comparison with the same month of the previous year an increase was observed in the total number of the trips of Bulgarians to: Italy - by 46.1%, Greece - by 38.1%, Austria - by 36.1%, Spain - by 24.4%, the United Kingdom - by 23.6%, Romania - by 19.6%, Germany - by 19.5%, the Former Yugoslav Republic of Macedonia - by 14.0%, Serbia - by 12.9%, Turkey - by 5.1%, France - by 4.8%, and etc. At the same time decreased the number of the trips of Bulgarians to: Portugal - by 25.8%, Ukraine - by 25.8%, Russian Federation - by 10.5%, Czech Republic - by 7.8%, and etc.

Figure 1. Trips of Bulgarian residents abroad by months

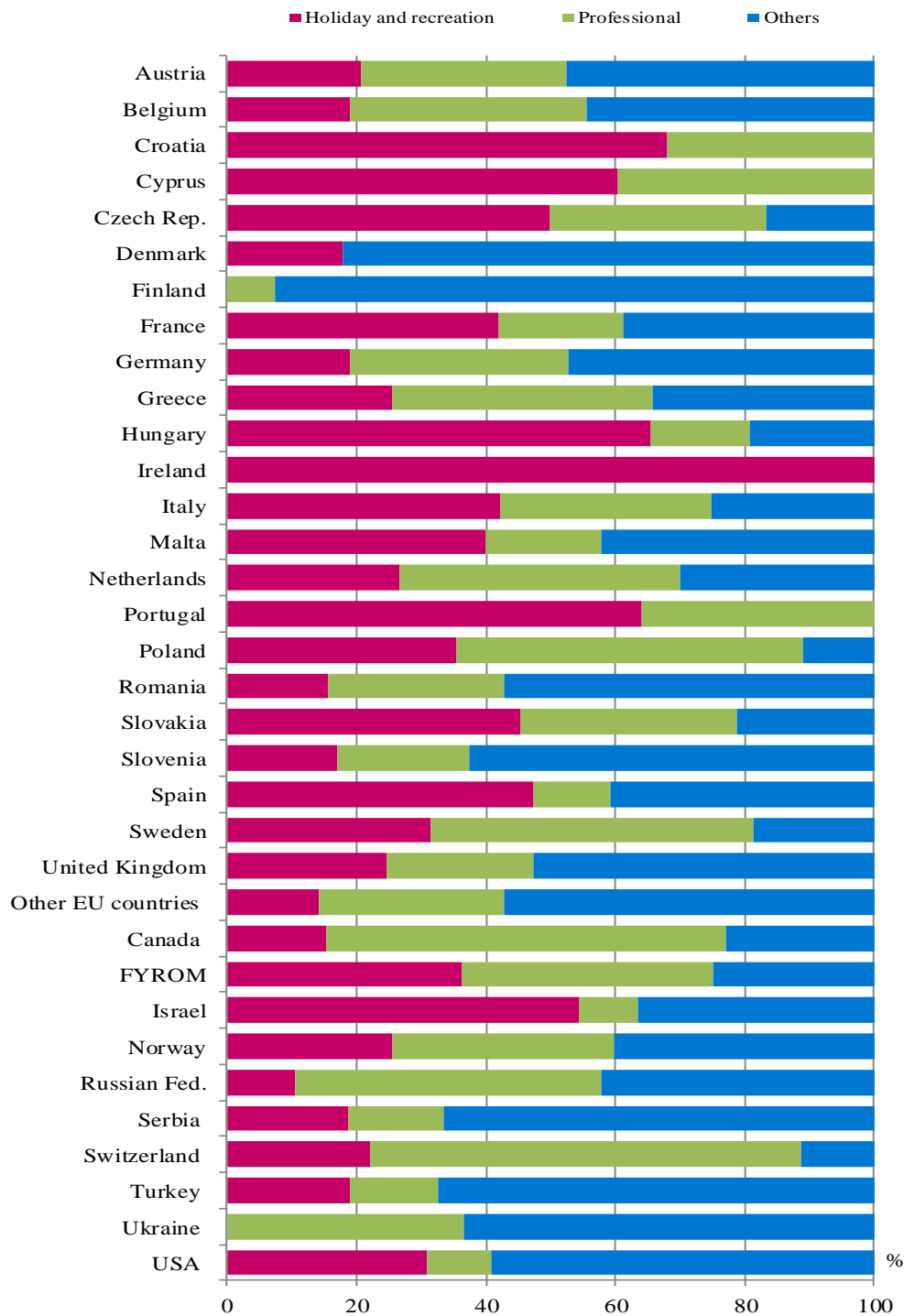


The trips with other purposes (as a guest, education and visit the cultural and sport events) in April 2017 composed the greatest share of the total number of trips of Bulgarian residents abroad - 46.4%, followed by the trips with professional purpose - 27.6%, and with holiday and recreation purpose - 26.0%. In comparison with April 2016, an increase was registered in the trips with all observed purposes: with professional purpose - by 32.0%, with other purposes - by 18.8%, and with holiday and recreation purpose - by 4.0%.

In April 2017, the trips with other purposes formed 67.4% of all trips to Turkey. The trips with professional purpose to Greece were 40.3%, as these to Spain and Italy with holiday and recreation purpose were 47.4% and 42.2% respectively of all trips of Bulgarian residents to these countries (Figure 2).



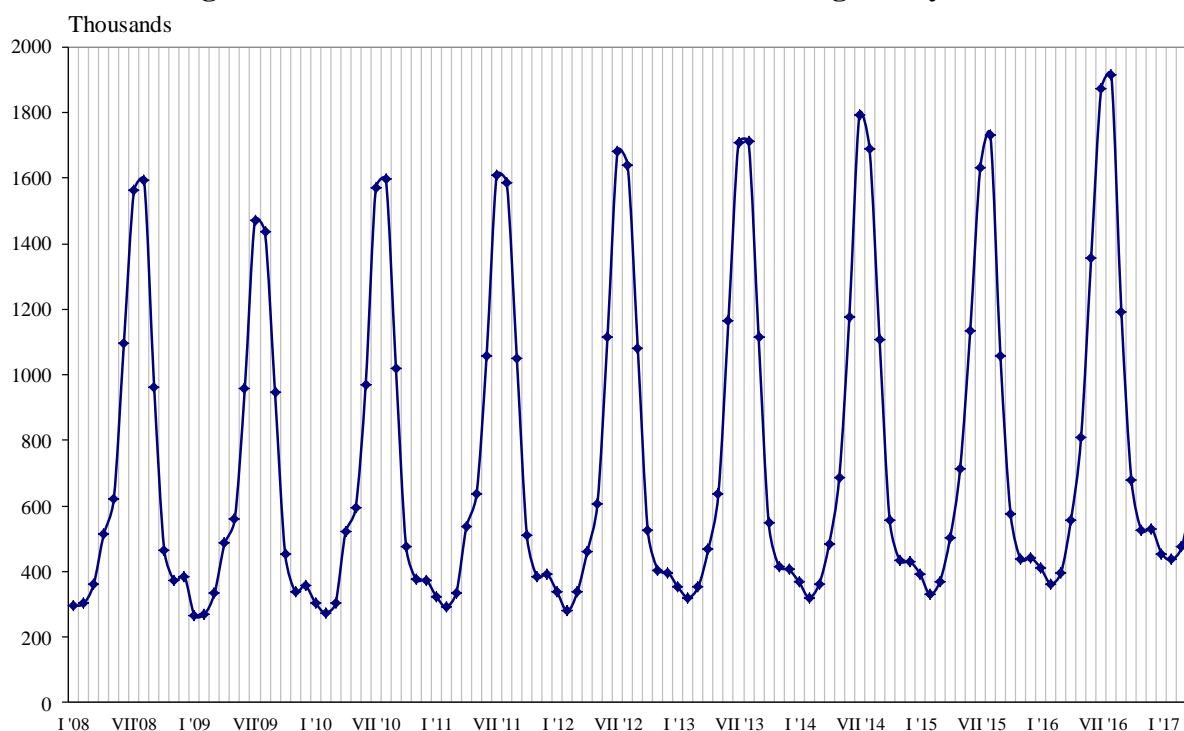
Figure 2. Structure of the trips of Bulgarian residents abroad by purpose of visit and country of destination in April 2017





In April 2017, the number of arrivals of visitors from abroad to Bulgaria was 633.7 thousand (Annex, Table 2) or by 13.5% more in comparison with April 2016 (Figure 3). An increase was registered in the trips by all observed purposes: with professional purpose - by 19.5%, with other purposes - by 18.1%, and with holiday and recreation purpose - by 6.8%.

Figure 3. Arrivals of visitors from abroad to Bulgaria by months



The share of visits of EU citizens was 56.8% of the total number of foreigners' visits to Bulgaria in April 2017 or by 15.8% more in comparison with the same month of the previous year. An increase was registered in the visits of citizens from almost all countries in EU: Poland - by 43.9%, Italy - by 42.0%, Austria - by 34.5%, the United Kingdom - by 29.4%, Germany - by 26.8%, Romania - by 12.1%, and etc.

The visits of foreigners in the group 'Other European countries'¹ increased by 9.3%, as the highest growth was observed in the visits of citizens of Turkey - by 12.6%.

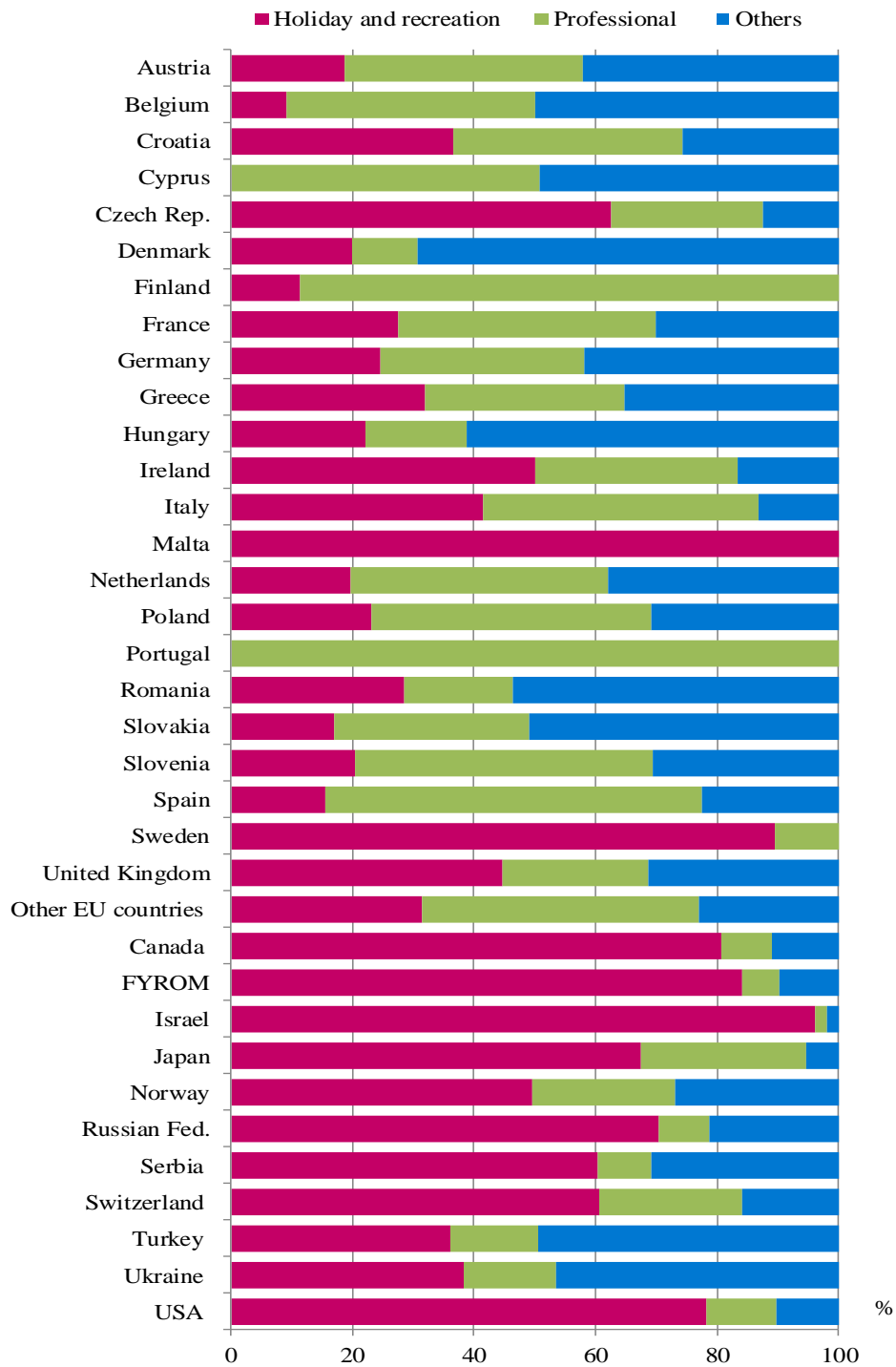
In April 2017, the predominant share of the visits with holiday and recreation purpose was 40.2%, followed by trips with other purposes (including as guest and passing transit) - 38.7%, and with professional purpose - 21.1%.

The visits with holiday and recreation purpose formed 96.1% of the arrivals from Israel and 84.1% - from the Former Yugoslav Republic of Macedonia. The visits with professional purpose were 62.1% of the arrivals from Spain, as with other purposes were 53.5% of all arrivals from Romania (Figure 4).

¹ Group 'Other European countries' includes countries in Europe outside EU.



Figure 4. Structure of the arrivals of visitors to Bulgaria from abroad by purpose of visit and country of origin in April 2017





Methodological notes

The definitions recommended by the World Tourist Organization and the Methodological manual for tourism by Eurostat are applied by the National Statistical Institute.

In accordance with these definitions **an international tourist** is any person who travels to a country other than his/her permanent residence for at least 24 hours but no more than one year and whose main purpose is not doing any activity for payment.

The purposes of visiting a country are the following:

- Excursion, holiday or entertainment (visits to cultural or historical landmarks, sport events and other);
- Visiting friends and relatives;
- Professional purposes (business trips, participation in conferences, congresses, concluding deals, and etc.);
- Other (education, medical treatment, and etc.) purposes.

Statistical data on the trips of Bulgarian citizens travelling abroad and visits by foreigners to Bulgaria are obtained on the basis of monthly information received from the Ministry of Interior and sample survey of the National Statistical Institute among Bulgarian and foreign citizens passing through border check points.

Data on the number of the trips of the citizens of the European Union are estimated on the basis of the information obtained from the Ministry of Interior and the airport authorities. Data on the number of citizens from 'third countries' are obtained directly from the Ministry of Interior.

Data on the purposes of the trips are obtained on the basis of the NSI's regular monthly sample survey of passing Bulgarian and foreign citizens through the border check points.



Annex

Table 1

**Trips of Bulgarian residents abroad by purposes of visit
and country of destination in April 2017**

(Number)

Country of destination	Total	Purpose of visit		
		Holiday and recreation	Professional	Others
Total	548781	142603	151337	254841
EU	331103	95000	109270	126833
Austria	18546	3839	5906	8801
Belgium	8250	1574	3000	3676
Croatia	4271	2910	1361	-
Cyprus	1760	1063	697	-
Czech Republic	5836	2918	1945	973
Denmark	793	142	-	651
Finland	972	-	72	900
France	10471	4391	2027	4053
Germany	35522	6713	12027	16782
Greece	113433	28752	45736	38945
Hungary	6017	3934	926	1157
Ireland	486	486	-	-
Italy	28269	11916	9226	7127
Malta	1452	581	258	613
Netherlands	6614	1761	2875	1978
Poland	7557	2679	4038	840
Portugal	3185	2038	1147	-
Romania	37339	5816	10143	21380
Slovakia	2168	984	723	461
Slovenia	4272	720	876	2676
Spain	15806	7487	1882	6437
Sweden	656	206	328	122
United Kingdom	15297	3785	3469	8043
Other EU countries	2131	305	608	1218
Other European countries	208485	44695	38859	124931
The Former Yugoslav Republic of Macedonia	32868	11952	12699	8217
Norway	226	58	77	91
Russian Federation	3527	371	1670	1486
Serbia	47790	8967	6994	31829
Switzerland	438	97	292	49
Turkey	121498	23250	16345	81903
Ukraine	2138	-	782	1356
Other countries	2293	1002	347	944
Canada	253	39	156	58
Israel	1410	769	128	513
USA	630	194	63	373
Rest of the world	6900	1906	2861	2133



Table 2

**Arrivals of visitors from abroad to Bulgaria
by purpose of visit and country of origin in April 2017**

(Number)

Country of origin	Total	Purpose of visit		
		Holiday and recreation	Professional	Others
Total	633666	254860	133881	244925
EU	359947	105337	102301	152309
Austria	13003	2423	5117	5463
Belgium	3615	329	1479	1807
Croatia	2146	788	806	552
Cyprus	2196	-	1116	1080
Czech Republic	4121	2575	1030	516
Denmark	1374	275	149	950
Finland	884	100	784	-
France	7665	2108	3257	2300
Germany	25120	6177	8442	10501
Greece	74002	23613	24351	26038
Hungary	5437	1208	906	3323
Ireland	1318	659	439	220
Italy	15173	6298	6871	2004
Malta	392	392	-	-
Netherlands	7193	1426	3053	2714
Poland	12182	2811	5622	3749
Portugal	980	-	980	-
Romania	154023	44007	27504	82512
Slovakia	3452	589	1104	1759
Slovenia	1988	405	974	609
Spain	5819	904	3614	1301
Sweden	1446	1296	150	-
United Kingdom	13654	6086	3290	4278
Other EU countries	2764	868	1263	633
Other European countries	209854	113496	23751	72607
The Former Yugoslav Republic of Macedonia	48507	40785	2971	4751
Norway	794	395	186	213
Russian Federation	11057	7794	903	2360
Serbia	39751	23979	3525	12247
Switzerland	2415	1465	568	382
Turkey	91274	32929	13167	45178
Ukraine	16056	6149	2431	7476
Other countries	18975	16574	1352	1049
Canada	1079	870	91	118
Israel	10174	9778	206	190
Japan	1087	734	295	58
USA	6635	5192	760	683
Rest of the world	44890	19453	6477	18960