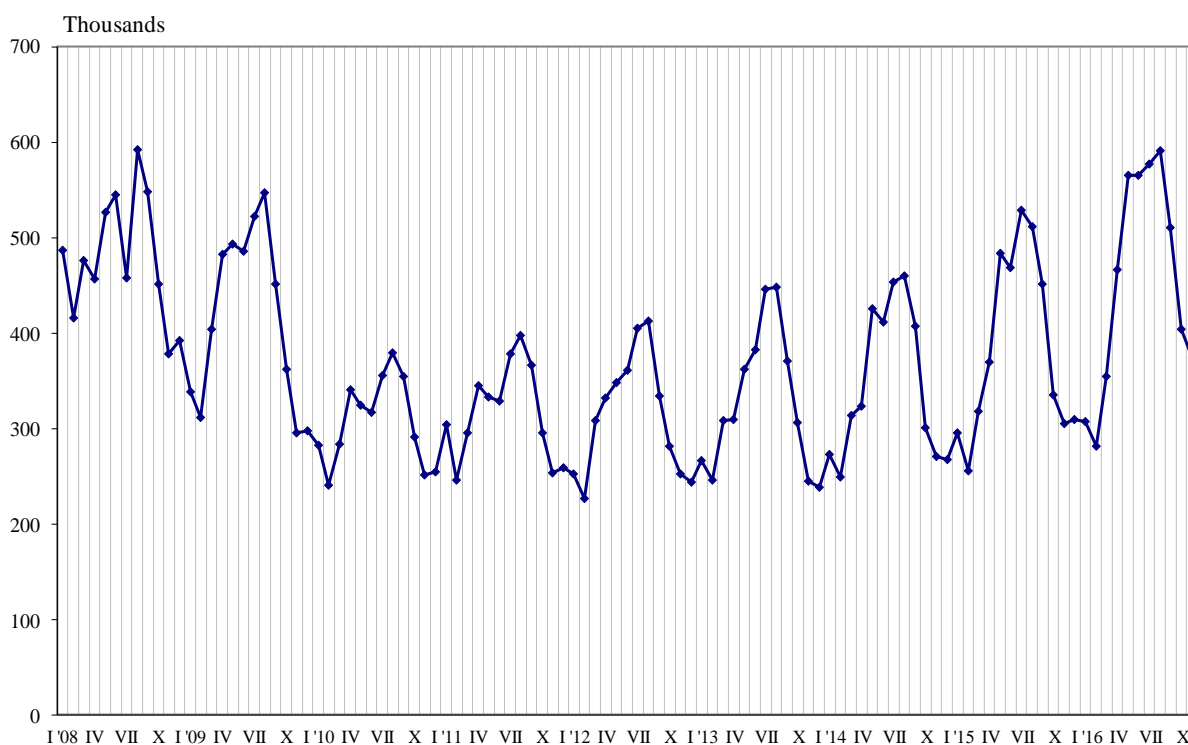




TRIPS OF BULGARIAN RESIDENTS ABROAD AND ARRIVALS OF VISITORS FROM ABROAD TO BULGARIA IN NOVEMBER 2016

In November 2016, **the number of the trips of Bulgarian residents abroad** was 373.5 thousand (Annex, Table 1) or by 22.4% above the registered in November 2015 (Figure 1). In comparison with the same month of the previous year an increase was observed in the total number of the trips of Bulgarians to: Italy - by 64.2%, Romania - by 43.5%, Austria - by 43.4%, Germany - by 42.6%, Serbia - by 24.6%, Greece - by 16.1%, the Former Yugoslav Republic of Macedonia - by 14.0%, the United Kingdom - by 13.5%, Turkey - by 9.5%, and etc. At the same time decreased the number of the trips of Bulgarians to: Israel - by 18.1%, Switzerland - by 10.0%, USA - by 8.5%, Hungary - by 7.4%, and etc.

Figure 1. Trips of Bulgarian residents abroad by months

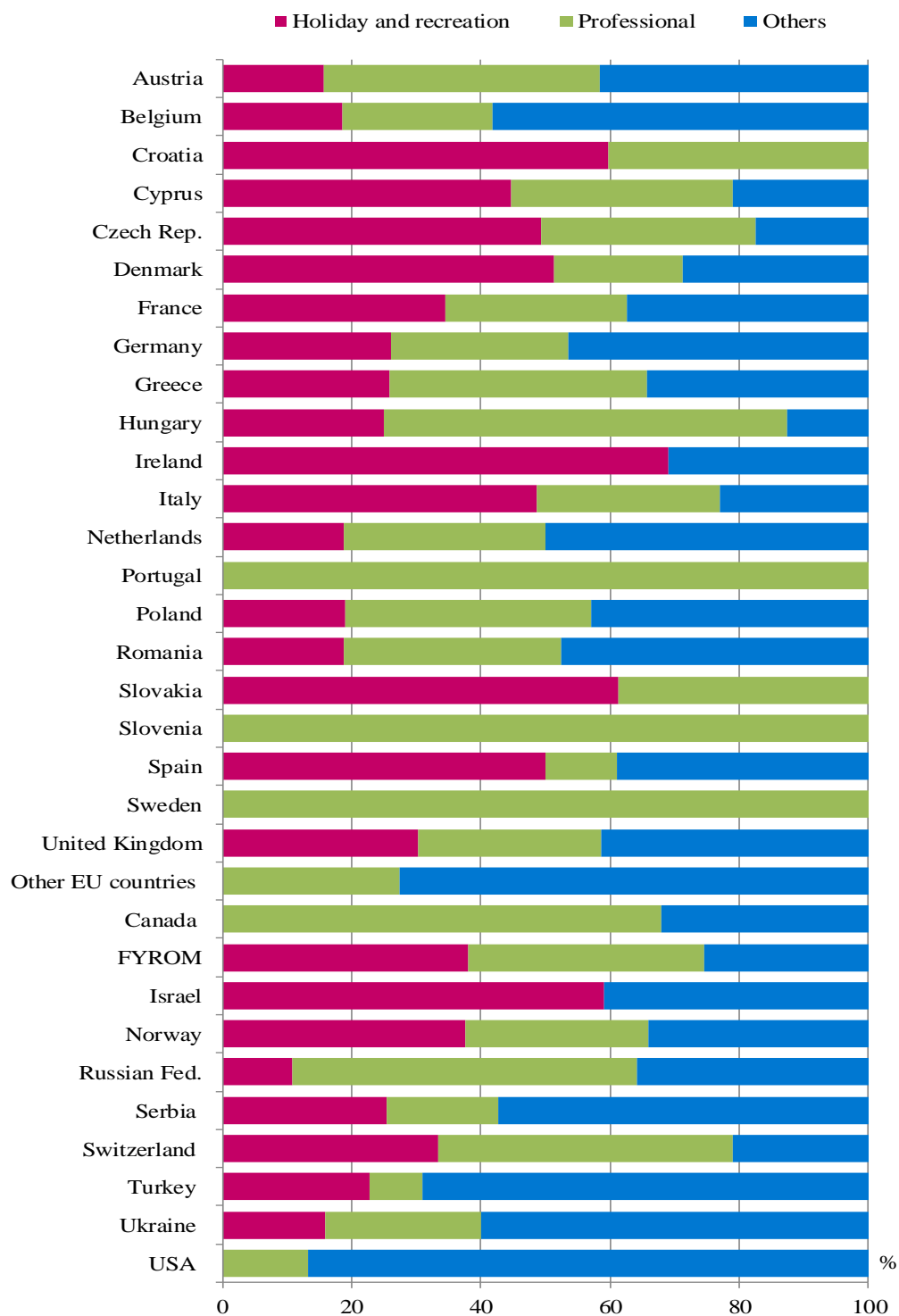


The trips with other purposes (as a guest, education and visit the cultural and sport events) in November 2016 composed the greatest share of the total number of trips of Bulgarian residents abroad - 46.7%, followed by the trips with professional purpose - 26.8%, and with holiday and recreation purpose - 26.5%. In comparison with November 2015 an increase was registered in the trips with all observed purposes: with professional purpose - by 29.0%, with other purposes - by 22.1%, and with holiday and recreation purpose - by 16.9%.

In November 2016, the trips with other purposes formed 69.0% of all trips to Turkey. The trips with professional purpose to Russian Federation were 53.3%, as these to Spain and Italy with holiday and recreation purpose were 50.0% and 48.7% respectively of all trips of Bulgarian residents to these countries (Figure 2).



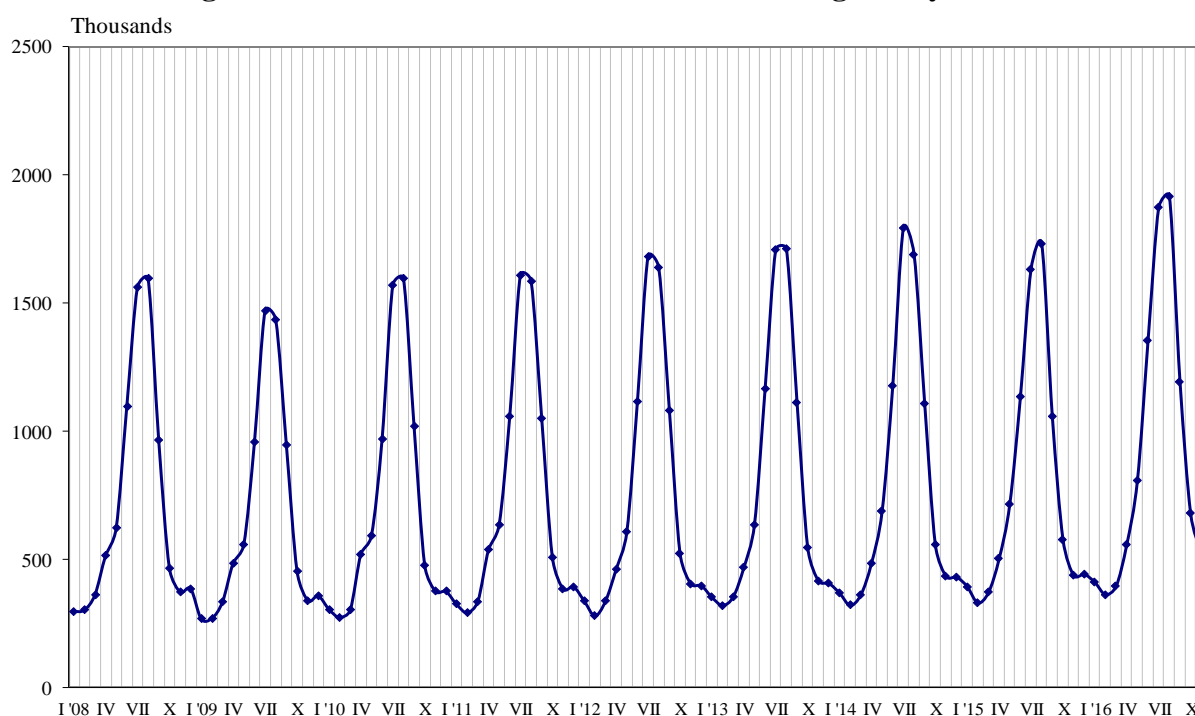
Figure 2. Structure of the trips of Bulgarian residents abroad by purpose of visit and country of destination in November 2016





In November 2016, **the number of arrivals of visitors from abroad to Bulgaria** was 524.1 thousand (Annex, Table 2) or by 20.0% more in comparison with November 2015 (Figure 3). An increase was registered in the trips by all observed purposes: with professional purpose - by 25.2%, with holiday and recreation purpose - by 21.6%, and with other purposes - by 16.9%.

Figure 3. Arrivals of visitors from abroad to Bulgaria by months



The share of visits of EU citizens was 56.6% of the total number of foreigners' visits to Bulgaria in November 2016 or by 29.3% more in comparison with the same month of the previous year. An increase was registered in the visits of citizens from almost all observed countries: Spain - by 60.9%, Greece - by 47.1%, Germany - by 45.0%, Italy - by 33.1%, France - by 31.5%, the United Kingdom - by 28.1%, Austria - by 24.2%, Romania - by 18.0%, and etc. At the same time decreased the visits from Czech Republic - by 11.2%, Cyprus - by 10.8%, Hungary - by 7.4%, and etc.

The visits of foreigners in the group 'Other European countries'¹ increased by 7.8%, as the highest growth was observed in the visits of citizens of the Former Yugoslav Republic of Macedonia - by 14.3%.

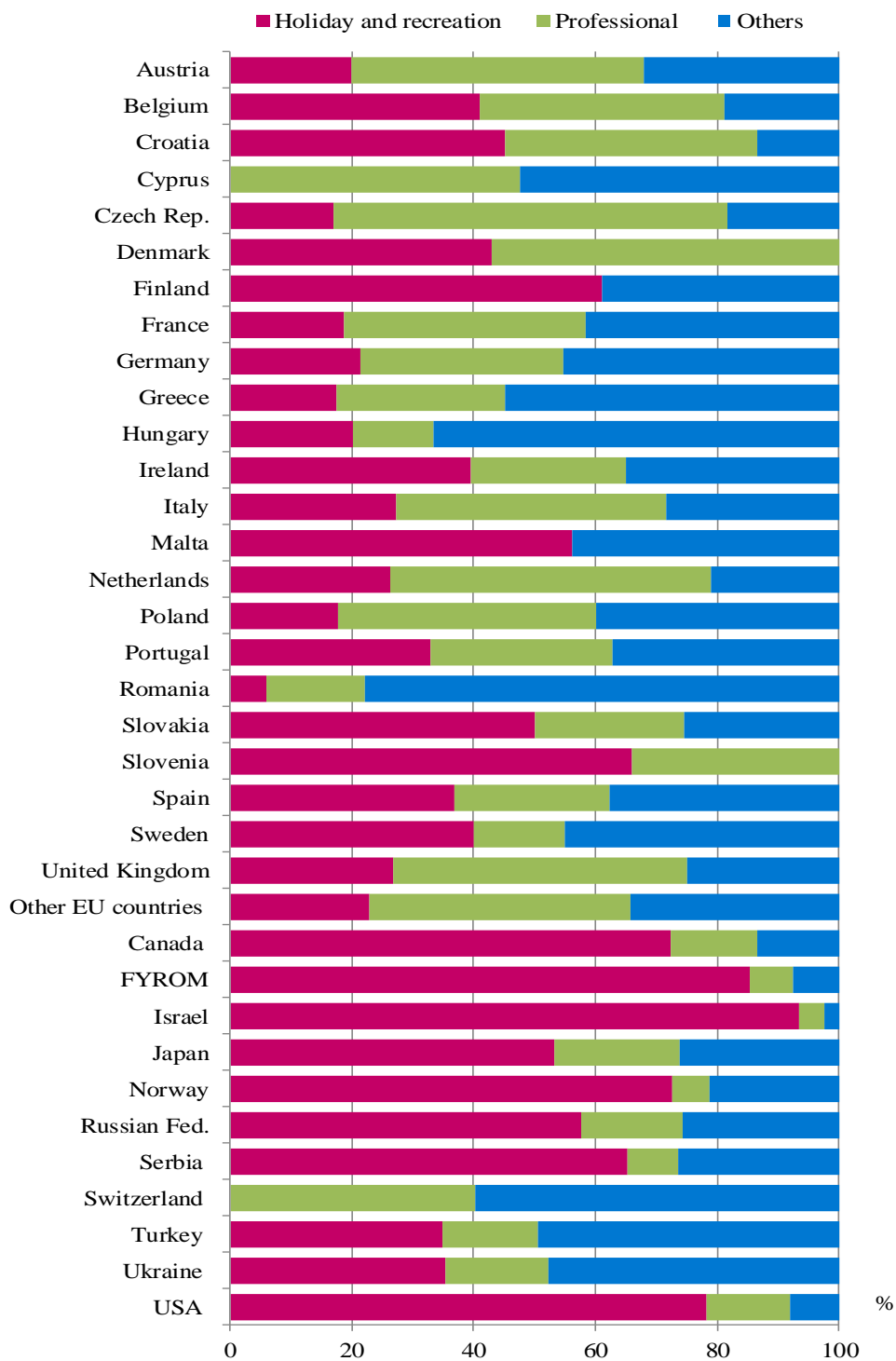
In November 2016, the predominant share of the visits with other purposes (including as guest and passing transit) was 47.7%, followed by trips with holiday and recreation purpose - 31.7%, and with professional purpose - 20.6%.

The visits with holiday and recreation purpose formed 93.4% of the arrivals from Israel and 85.3% - from the Former Yugoslav Republic of Macedonia. The visits with professional purpose were 52.6% of the arrivals from the Netherlands and 48.1% - from the United Kingdom, as with other purposes were 77.9% of all arrivals from Romania and 54.8% - from Greece (Figure 4).

¹ Group 'Other European countries' includes countries in Europe outside EU.



Figure 4. Structure of the arrivals of visitors to Bulgaria from abroad by purpose of visit and country of origin in November 2016





Methodological notes

The definitions recommended by the World Tourist Organization and the Methodological manual for tourism by Eurostat are applied by the National Statistical Institute.

In accordance with these definitions **an international tourist** is any person who travels to a country other than his/her permanent residence for at least 24 hours but no more than one year and whose main purpose is not doing any activity for payment.

The purposes of visiting a country are the following:

- Excursion, holiday or entertainment (visits to cultural or historical landmarks, sport events and other);
- Visiting friends and relatives;
- Professional purposes (business trips, participation in conferences, congresses, concluding deals, and etc.);
- Other (education, medical treatment, and etc.) purposes.

Statistical data on the trips of Bulgarian citizens travelling abroad and visits by foreigners to Bulgaria are obtained on the basis of monthly information received from the Ministry of Interior and sample survey of the National Statistical Institute among Bulgarian and foreign citizens passing through border check points.

Data on the number of the trips of the citizens of the European Union are estimated on the basis of the information obtained from the Ministry of Interior and the airport authorities. Data on the number of citizens from 'third countries' are obtained directly from the Ministry of Interior.

Data on the purposes of the trips are obtained on the basis of the NSI's regular monthly sample survey of passing Bulgarian and foreign citizens through the border check points.



Annex

Table 1

**Trips of Bulgarian residents abroad by purposes of visit
and country of destination in November 2016**

(Number)

Country of destination	Total	Purpose of visit		
		Holiday and recreation	Professional	Others
Total	373501	98919	99978	174604
EU	218394	59719	75123	83552
Austria	12653	1977	5404	5272
Belgium	6523	1215	1519	3789
Croatia	444	265	179	-
Cyprus	749	335	257	157
Czech Republic	7656	3769	2552	1335
Denmark	1175	603	235	337
Finland	-	-	-	-
France	5643	1953	1574	2116
Germany	17452	4547	4793	8112
Greece	74837	19299	29868	25670
Hungary	1815	454	1134	227
Ireland	94	65	-	29
Italy	14367	7000	4052	3315
Malta	-	-	-	-
Netherlands	3926	736	1227	1963
Poland	2911	554	1109	1248
Portugal	400	-	400	-
Romania	43127	8113	14518	20496
Slovakia	786	482	304	-
Slovenia	895	-	895	-
Spain	9930	4964	1103	3863
Sweden	468	-	468	-
United Kingdom	11133	3388	3146	4599
Other EU countries	1410	-	386	1024
Other European countries	149445	37729	22953	88763
The Former Yugoslav Republic of Macedonia	20398	7757	7470	5171
Norway	1344	505	382	457
Russian Federation	3076	333	1641	1102
Serbia	28094	7117	4870	16107
Switzerland	1067	357	485	225
Turkey	94030	21431	7760	64839
Ukraine	1436	229	345	862
Other countries	2744	472	440	1832
Canada	333	-	226	107
Israel	800	472	-	328
USA	1611	-	214	1397
Rest of the world	2918	999	1462	457



Table 2

**Arrivals of visitors from abroad to Bulgaria
by purpose of visit and country of origin in November 2016**

(Number)

Country of origin	Total	Purpose of visit		
		Holiday and recreation	Professional	Others
Total	524125	166073	108164	249888
EU	296650	45415	78194	173041
Austria	6496	1299	3118	2079
Belgium	2904	1194	1162	548
Croatia	1108	502	457	149
Cyprus	1431	-	681	750
Czech Republic	2715	458	1757	500
Denmark	1906	817	1089	-
Finland	767	469	-	298
France	7418	1379	2948	3091
Germany	17413	3705	5820	7888
Greece	90970	15856	25264	49850
Hungary	2435	491	318	1626
Ireland	651	258	166	227
Italy	8949	2433	3978	2538
Malta	238	134	-	104
Netherlands	3739	984	1968	787
Poland	5313	943	2254	2116
Portugal	460	152	137	171
Romania	120768	7104	19536	94128
Slovakia	2327	1163	571	593
Slovenia	768	507	261	-
Spain	6207	2290	1580	2337
Sweden	1310	524	195	591
United Kingdom	9485	2554	4560	2371
Other EU countries	872	199	374	299
Other European countries	179466	96773	22266	60427
The Former Yugoslav Republic of Macedonia	43768	37351	3132	3285
Norway	364	264	23	77
Russian Federation	5714	3298	951	1465
Serbia	35795	23343	3016	9436
Switzerland	906	-	365	541
Turkey	79855	27889	12556	39410
Ukraine	13064	4628	2223	6213
Other countries	11206	9402	1051	753
Canada	617	446	88	83
Israel	5627	5258	232	137
Japan	750	399	155	196
USA	4212	3299	576	337
Rest of the world	36803	14483	6653	15667