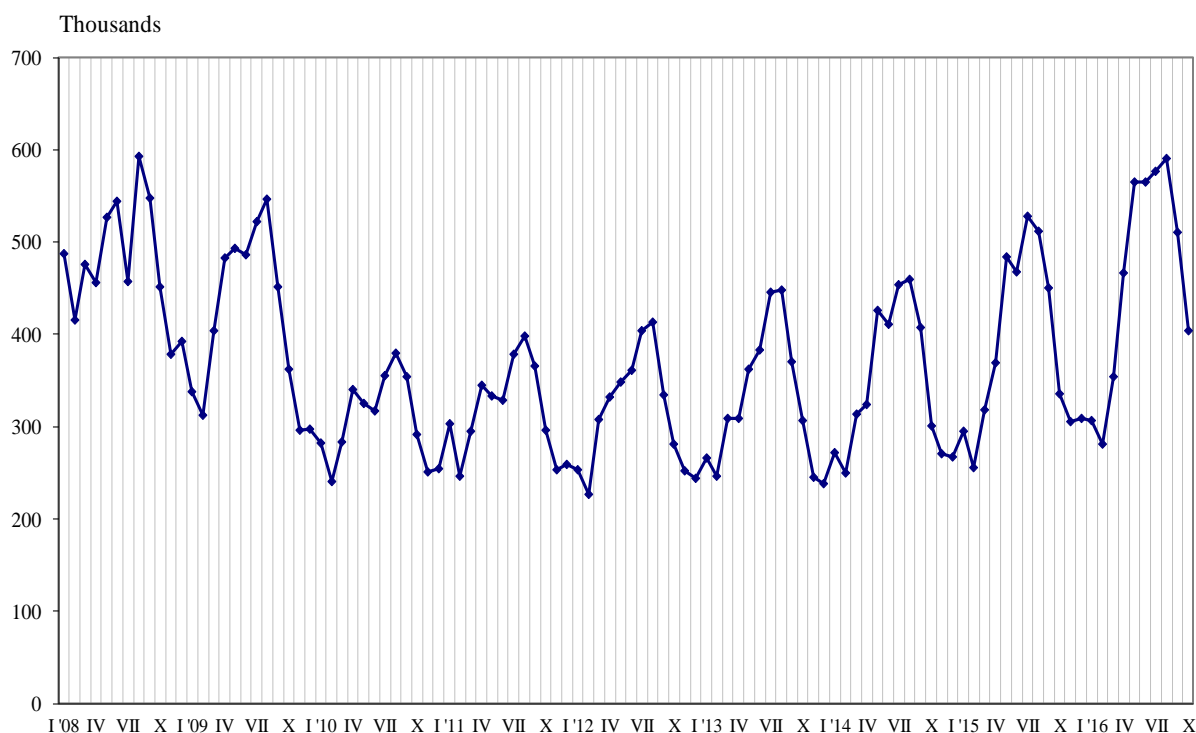




TRIPS OF BULGARIAN RESIDENTS ABROAD AND ARRIVALS OF VISITORS FROM ABROAD TO BULGARIA IN OCTOBER 2016

In October 2016, **the number of the trips of Bulgarian residents abroad** was 404.0 thousand (Annex, Table 1) or by 20.4% above the registered in October 2015 (Figure 1). In comparison with the same month of the previous year an increase was observed in the total number of the trips of Bulgarians to: Italy - by 51.3%, the United Kingdom - by 50.1%, the Former Yugoslav Republic of Macedonia - by 37.4%, Serbia - by 32.6%, Germany - by 32.3%, Austria - by 24.0%, France - by 15.7%, Romania - by 10.5%, Turkey - by 9.6%, Greece - by 5.3%, and etc. At the same time decreased the number of the trips of Bulgarians to: USA - by 12.1%, Hungary - by 7.5%, Israel - by 6.4%, and etc.

Figure 1. Trips of Bulgarian residents abroad by months

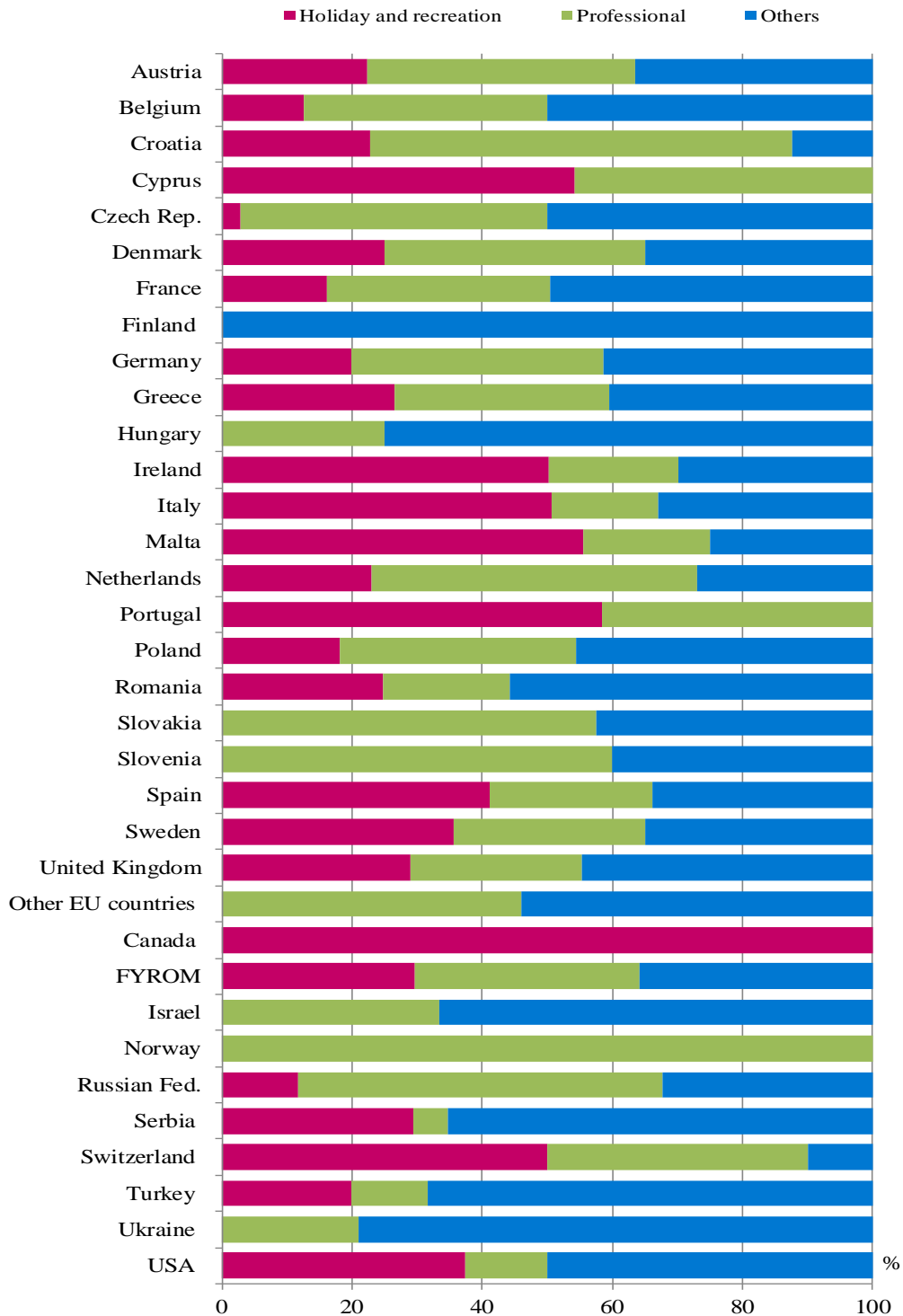


The trips with other purposes (as a guest, education and visit the cultural and sport events) in October 2016 composed the greatest share of the total number of trips of Bulgarian residents abroad - 48.7%, followed by the trips with professional purpose - 26.7%, and with holiday and recreation purpose - 24.6%. In comparison with October 2015 an increase was registered in the trips with other purposes - by 35.3%, and with professional purpose - by 20.8%, while the trips with holiday and recreation purpose decreased by 1.3%.

In October 2016, the trips with other purposes formed 68.4% of all trips to Turkey. The trips with professional purpose to the Netherlands were 50.0%, as these to Italy and Spain with holiday and recreation purpose were 50.7% and 41.1% respectively of all trips of Bulgarian residents to these countries (Figure 2).



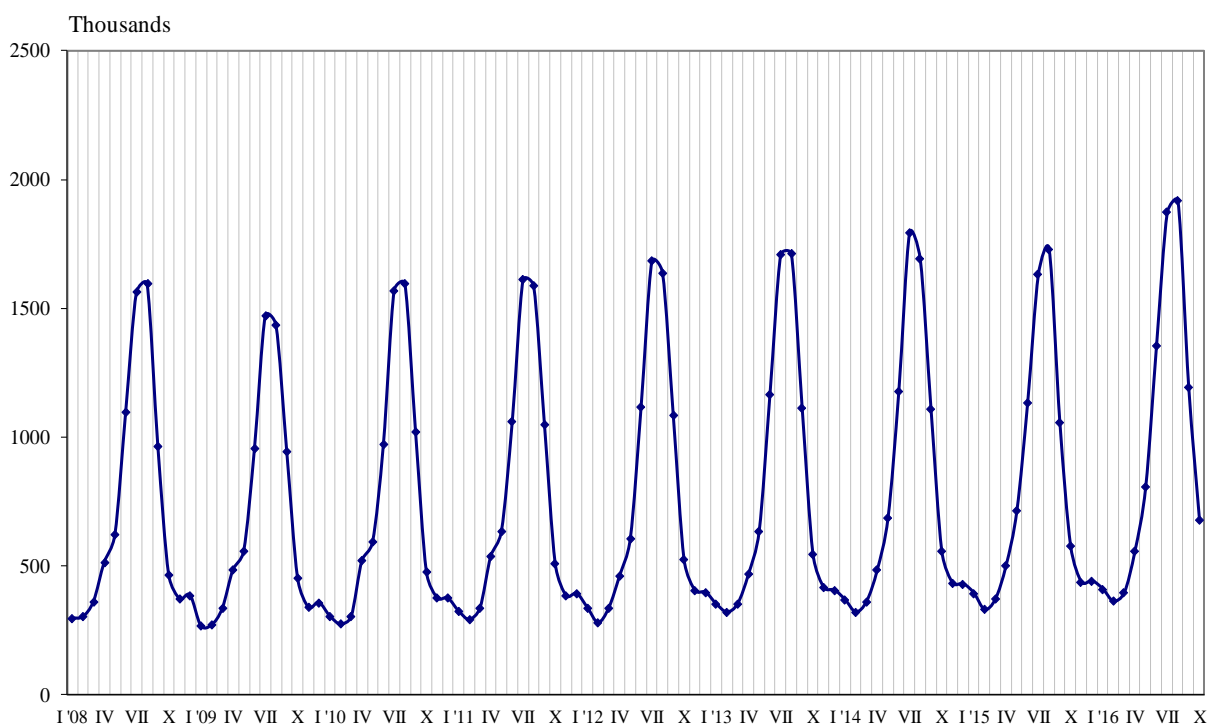
Figure 2. Structure of the trips of Bulgarian residents abroad by purpose of visit and country of destination in October 2016





In October 2016, **the number of arrivals of visitors from abroad to Bulgaria** was 678.6 thousand (Annex, Table 2) or by 17.6% more in comparison with October 2015 (Figure 3). An increase was registered in the trips by all observed purposes: with professional purpose - by 22.9%, with holiday and recreation purpose - by 18.7%, and with other purposes - by 14.9%.

Figure 3. Arrivals of visitors from abroad to Bulgaria by months



The share of visits of EU citizens was 57.1% of the total number of foreigners' visits to Bulgaria in October 2016 or by 25.0% more in comparison with the same month of the previous year. An increase was registered in the visits of citizens from almost all observed countries: Poland - by 55.4%, Romania - by 29.2%, Germany - by 26.1%, the United Kingdom - by 24.2%, Belgium - by 20.6%, France - by 20.2%, Greece - by 18.5%, Czech Republic - by 17.6%, Austria - by 14.1%, Italy - by 10.2%, and etc.

The visits of foreigners in the group 'Other European countries'¹ increased by 6.9%, as the highest growth was observed in the visits of citizens of Ukraine - by 15.0%.

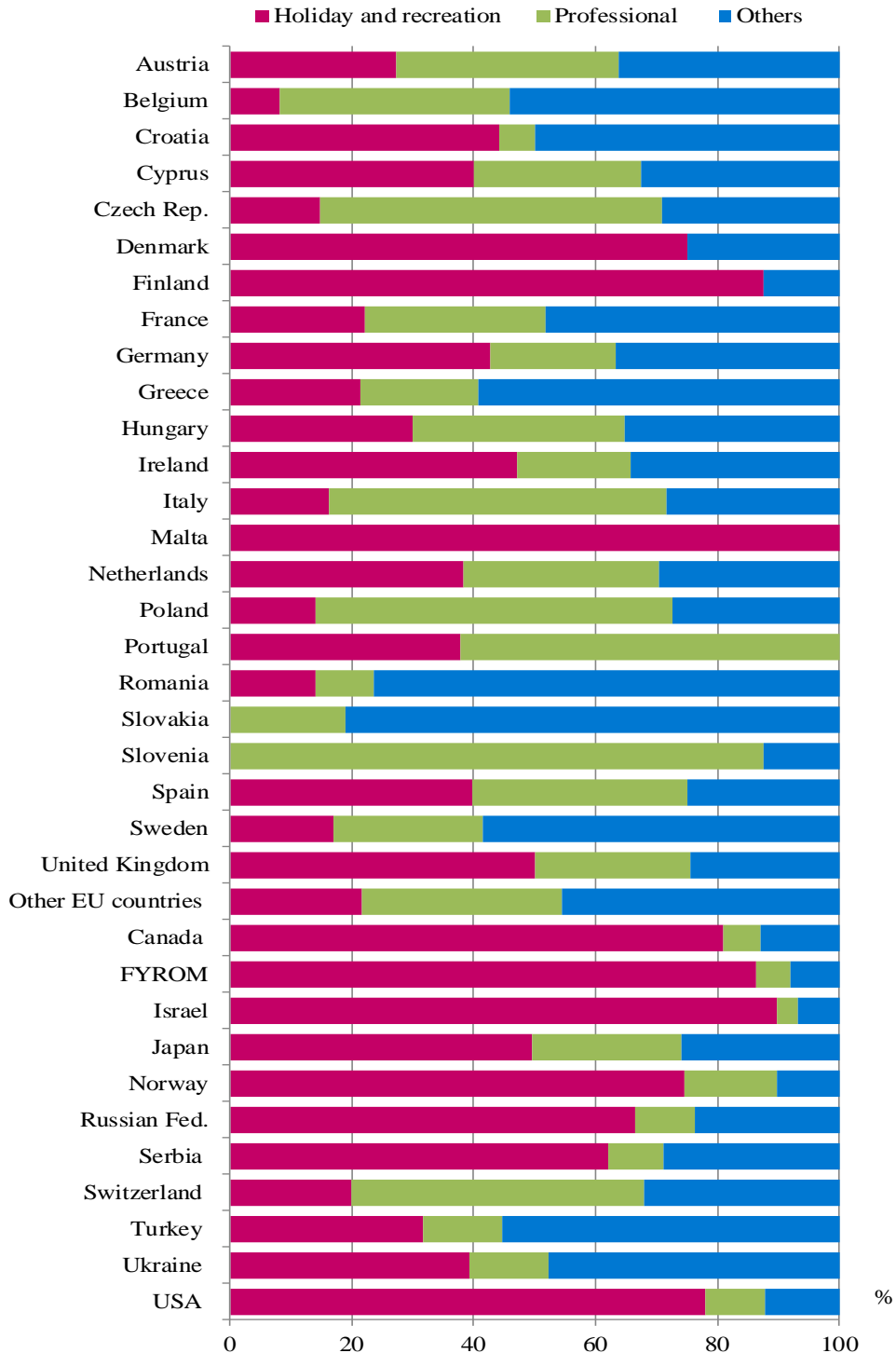
In October 2016, the predominant share of the visits with other purposes (including as guest and passing transit) was 46.8%, followed by trips with holiday and recreation purpose - 35.7%, and with professional purpose - 17.5%.

The visits with holiday and recreation purpose formed 89.7% of the arrivals from Israel and 86.3% - from the Former Yugoslav Republic of Macedonia. The visits with professional purpose were 58.6% of the arrivals from Poland and 55.5% - from Italy, as with other purposes were 76.4% of all arrivals from Romania and 59.3% - from Greece (Figure 4).

¹ Group 'Other European countries' includes countries in Europe outside EU.



Figure 4. Structure of the arrivals of visitors to Bulgaria from abroad by purpose of visit and country of origin in October 2016





Methodological notes

The definitions recommended by the World Tourist Organization and the Methodological manual for tourism by Eurostat are applied by the National Statistical Institute.

In accordance with these definitions **an international tourist** is any person who travels to a country other than his/her permanent residence for at least 24 hours but no more than one year and whose main purpose is not doing any activity for payment.

The purposes of visiting a country are the following:

- Excursion, holiday or entertainment (visits to cultural or historical landmarks, sport events and other);
- Visiting friends and relatives;
- Professional purposes (business trips, participation in conferences, congresses, concluding deals, and etc.);
- Other (education, medical treatment, and etc.) purposes.

Statistical data on the trips of Bulgarian citizens travelling abroad and visits by foreigners to Bulgaria are obtained on the basis of monthly information received from the Ministry of Interior and sample survey of the National Statistical Institute among Bulgarian and foreign citizens passing through border check points.

Data on the number of the trips of the citizens of the European Union are estimated on the basis of the information obtained from the Ministry of Interior and the airport authorities. Data on the number of citizens from 'third countries' are obtained directly from the Ministry of Interior.

Data on the purposes of the trips are obtained on the basis of the NSI's regular monthly sample survey of passing Bulgarian and foreign citizens through the border check points.



Annex

Table 1

**Trips of Bulgarian residents abroad by purposes of visit
and country of destination in October 2016**

(Number)

Country of destination	Total	Purpose of visit		
		Holiday and recreation	Professional	Others
Total	404000	99578	107738	196684
EU	252802	64224	81815	106763
Austria	11646	2607	4781	4258
Belgium	5803	725	2176	2902
Croatia	1861	422	1208	231
Cyprus	489	265	224	-
Czech Republic	5896	176	2780	2940
Denmark	3370	842	1347	1181
Finland	146	-	-	146
France	10050	1615	3461	4974
Germany	24428	4871	9456	10101
Greece	102467	27148	33830	41489
Hungary	2740	-	684	2056
Ireland	1011	508	202	301
Italy	12800	6494	2101	4205
Malta	689	383	134	172
Netherlands	4737	1087	2368	1282
Poland	3824	695	1390	1739
Portugal	940	549	391	-
Romania	29044	7167	5658	16219
Slovakia	2364	-	1360	1004
Slovenia	2168	-	1299	869
Spain	9678	3982	2419	3277
Sweden	999	356	293	350
United Kingdom	14965	4332	3938	6695
Other EU countries	687	-	315	372
Other European countries	142301	33085	22433	86783
The Former Yugoslav Republic of Macedonia	24034	7135	8261	8638
Norway	579	-	579	-
Russian Federation	2428	286	1357	785
Serbia	26701	7877	1424	17400
Switzerland	1168	584	467	117
Turkey	86409	17203	10139	59067
Ukraine	982	-	206	776
Other countries	3508	826	762	1920
Canada	233	233	-	-
Israel	1691	-	564	1127
USA	1584	593	198	793
Rest of the world	5389	1443	2728	1218



Table 2

**Arrivals of visitors from abroad to Bulgaria
by purpose of visit and country of origin in October 2016**

(Number)

Country of origin	Total	Purpose of visit		
		Holiday and recreation	Professional	Others
Total	678576	242439	118544	317593
EU	387739	86810	86019	214910
Austria	11680	3184	4262	4234
Belgium	6550	546	2456	3548
Croatia	3654	1611	216	1827
Cyprus	592	237	163	192
Czech Republic	6589	977	3706	1906
Denmark	1457	1093	-	364
Finland	1409	1233	-	176
France	6652	1478	1971	3203
Germany	41159	17625	8483	15051
Greece	98582	20981	19145	58456
Hungary	4003	1204	1395	1404
Ireland	907	427	170	310
Italy	15687	2540	8707	4440
Malta	118	118	-	-
Netherlands	4694	1801	1502	1391
Poland	21442	3024	12573	5845
Portugal	606	229	377	-
Romania	134611	18798	12872	102941
Slovakia	3728	-	710	3018
Slovenia	1257	-	1100	157
Spain	4112	1634	1451	1027
Sweden	1793	307	438	1048
United Kingdom	14813	7407	3782	3624
Other EU countries	1644	356	540	748
Other European countries	224720	119179	24101	81440
The Former Yugoslav Republic of Macedonia	57380	49539	3236	4605
Norway	776	580	117	79
Russian Federation	9476	6308	912	2256
Serbia	39172	24356	3477	11339
Switzerland	2453	491	1177	785
Turkey	97477	30841	12834	53802
Ukraine	17986	7064	2348	8574
Other countries	21481	17603	1634	2244
Canada	1269	1026	79	164
Israel	11246	10085	401	760
Japan	1729	856	427	446
USA	7237	5636	727	874
Rest of the world	44636	18847	6790	18999