



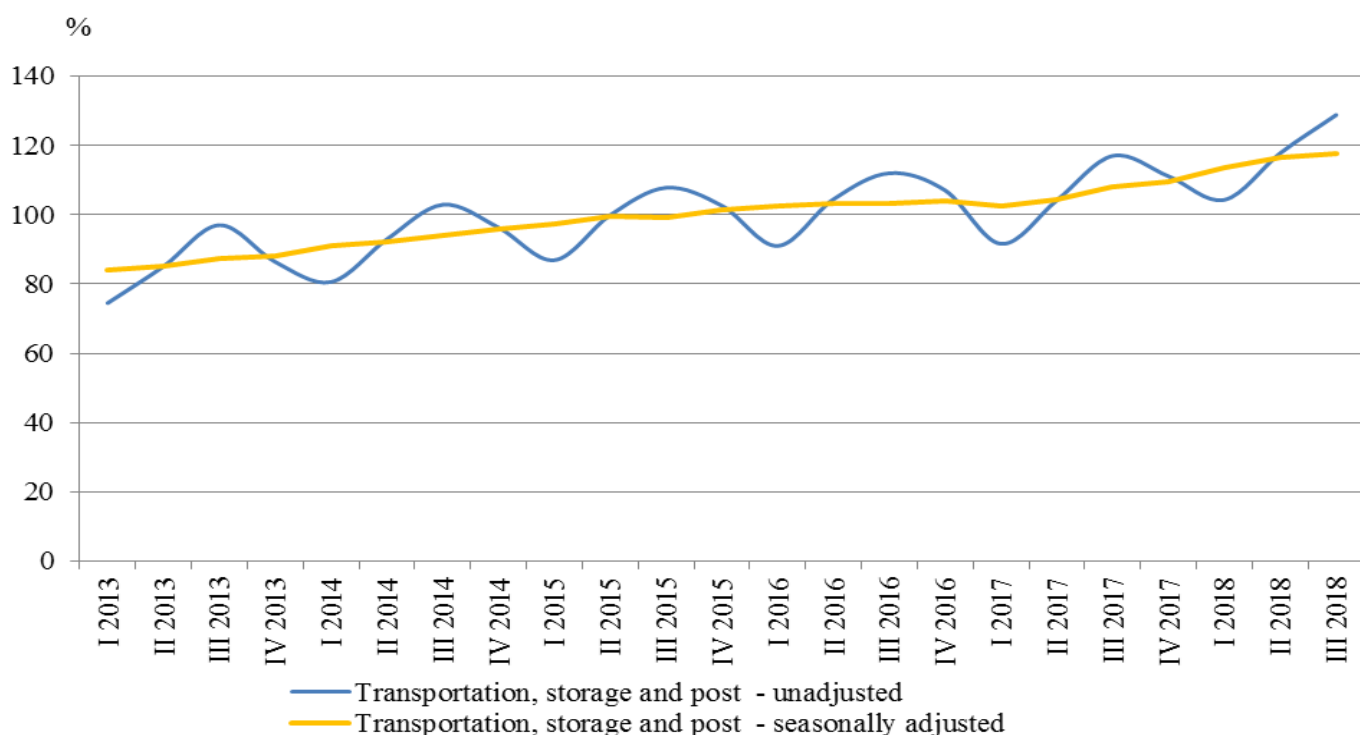
TURNOVER INDICES IN SERVICES IN THE THIRD QUARTER OF 2018¹

The turnover indices in services cover the activities included in sections **‘Transportation, storage and post’**, **‘Information and communication’** and **‘Other business services’**.

Quarterly changes

According to the preliminary data in the third quarter of 2018 total turnover index in section **‘Transportation, storage and post’**, calculated on the basis of seasonally adjusted data, increased by 1.0% compared to the second quarter of 2018. A growth was observed in Warehousing and support activities for transportation and Water transport - by 5.4% and 2.3%, respectively. The greatest decrease was seen in Postal and courier activities - by 5.0%.

Figure 1. Quarterly turnover indices in ‘Transportation, storage and post’ (2015 = 100)

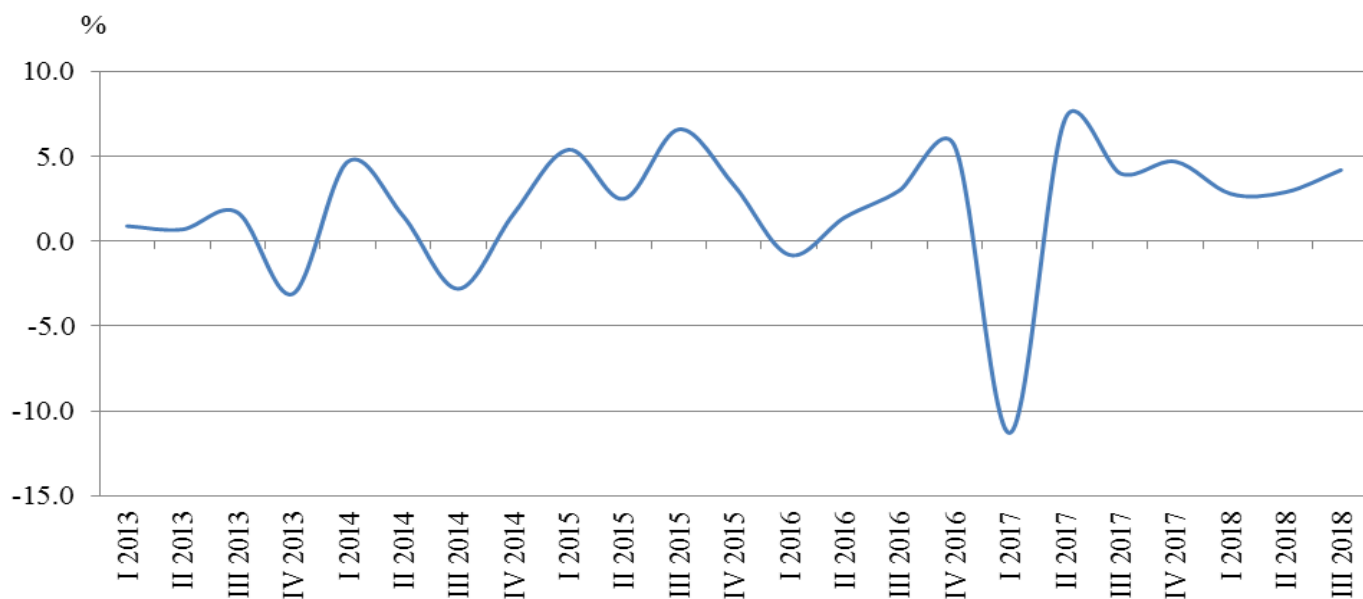


The total turnover index for section **‘Information and communication’** increased by 4.2% compared to the second quarter of 2018. An increase was seen in most activities - the largest was in Publishing activities - by 7.8%. A drop was registered in Programming and broadcasting activities (3.0%) and Motion picture, video and TV programme production, music publishing activities (2.1%).

¹ Preliminary data.



Figure 2. Changes of turnover indices in ‘Information and communication’ compared to the previous quarter (Seasonally adjusted)



In ‘**Other business services**’ an increase was observed in almost all activities in the sector. The highest increase in comparison with the previous quarter was observed in Cleaning activities - by 10.2%, while the largest decrease was seen in Employment activities - by 6.4%.

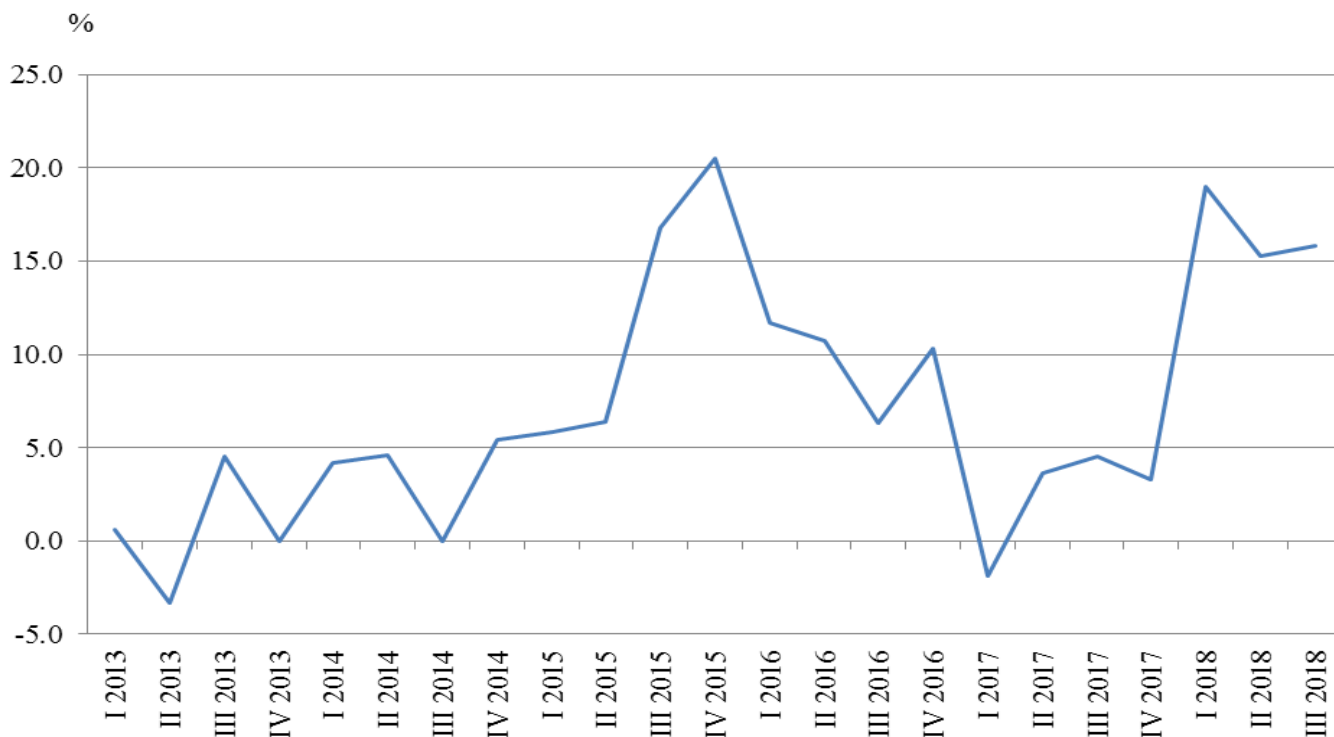
Annual changes

During the third quarter of 2018 the total turnover index, working day adjusted, in section ‘**Transportation, storage and post**’ increased by 8.8% compared to the same quarter of 2017. The greatest growth was in Warehousing and support activities for transportation - by 14.5%. A drop was reported only in Water transport - by 9.0%.

The total working day adjusted turnover index in section ‘**Information and communication**’ increased by 15.8% compared to the third quarter of 2017. A rise was observed in most activities. The highest increase was in Computer programming, consultancy and related activities - by 27.0%. A decrease was registered only in Publishing activities - by 1.1%.



Figure 3. Changes of the turnover index in ‘Information and communication’ compared to the same quarter of the previous year (Working day adjusted)



In ‘**Other business services**’ compared to the third quarter of 2017 a growth was observed in almost activities. The most significant is the increase in Legal, accounting and management consultancy activities - by 27.3%. The largest decline was reported in Employment activities - by 19.8%.



Methodological notes

Seasonal adjustment is a statistical method, which eliminates the seasonal component of time series and it is particularly suitable for long-term comparisons and analysis of the data.

Working day adjustment is an adjustment for variations caused by calendar effects, different number of calendar and working days in the months, national holidays and outliers.

More methodological information on the quarterly survey and data for the period 2016 - 2018 could be found on the NSI website in section Business statistics: <http://www.nsi.bg/en/content/6874/quarterly-data>.



Annex

Table 1

Changes of turnover indices in services¹
(Compared to the previous quarter)

(Per cent)

Economic activities	Eurostat code	Quarter of 2017				Quarter of 2018 ²		
		I	II	III	IV	I	II	III
Transportation, storage and post - total	H	-1.2	1.8	3.4	1.5	3.5	2.8	1.0
Land transport	H49	-1.4	0.9	3.5	1.9	3.8	2.3	-0.2
Water transport	H50	23.4	-3.3	14.3	-12.4	19.9	-14.8	2.3
Air transport	H51	11.7	7.2	0.9	-4.9	5.6	10.0	-2.9
Warehousing and support activities for transportation	H52	2.0	2.6	3.4	1.5	1.8	2.6	5.4
Postal and courier activities	H53	-0.7	5.0	3.1	4.1	4.3	4.8	-5.0
Information and communication	J	11.3	7.2	4.0	4.7	2.8	2.9	4.2
Publishing activities	J58	-9.6	7.6	3.4	-15.3	20.1	-10.8	7.8
Motion picture, video and TV programme production, music publishing activities	J59	27.5	6.4	1.5	18.8	3.3	0.7	-2.1
Programming and broadcasting activities	J60	4.7	0.0	0.6	2.8	1.4	3.7	-3.0
Telecommunications	J61	6.3	-1.4	0.8	4.4	-4.4	3.8	2.5
Computer programming, consultancy and related activities	J62	22.9	15.4	5.3	7.8	6.7	3.3	6.6
Information service activities	J63	11.5	11.1	14.4	-5.1	3.1	4.1	2.8
Other business services								
Legal, accounting and management consultancy activities	M69_702	-2.7	-2.0	-3.6	-3.1	11.4	6.0	7.5
Architectural and engineering activities; technical testing and analysis	M71	1.5	-1.8	-0.4	0.1	1.1	9.1	-2.6
Advertising and market research	M73	1.8	4.6	-0.5	3.3	5.0	3.0	-3.1
Other professional, scientific and technical activities	M74	-7.5	12.3	-15.1	3.0	14.8	-3.5	1.8
Employment activities	N78	13.9	22.3	8.9	5.4	-21.6	3.7	-6.4
Travel agency, tour operator and other reservation service and related activities	N79	-1.6	-0.4	2.7	1.1	7.5	0.2	2.6
Security and investigation activities	N80	6.1	3.2	1.9	3.8	-0.6	-3.5	2.2
Cleaning activities	N812	-12.3	3.8	-1.5	5.2	17.8	-18.7	10.2
Office administrative, office support and other business support activities	N82	3.8	2.7	2.7	-0.6	4.5	8.9	-0.6

¹ Seasonally adjusted.

² Preliminary data.

Table 2

Changes of turnover indices in services¹
(Compared to the same quarter of the previous year)

(Per cent)

Economic activities	Eurostat code	Quarter of 2017				Quarter of 2018 ²		
		I	II	III	IV	I	II	III
Transportation, storage and post - total	H	-0.3	0.0	5.6	5.1	12.2	12.8	8.8
Land transport	H49	-2.3	-2.8	4.3	3.7	12.5	12.5	7.4
Water transport	H50	10.9	33.4	-36.3	-26.0	16.2	1.5	-9.0
Air transport	H51	27.3	-6.4	0.6	-9.5	8.6	23.5	4.6
Warehousing and support activities for transportation	H52	8.4	8.4	12.1	10.1	10.7	10.6	14.5
Postal and courier activities	H53	4.7	9.0	9.9	11.2	18.3	18.3	5.5
Information and communication	J	-1.9	3.6	4.5	3.3	19.0	15.3	15.8
Publishing activities	J58	0.8	15.6	23.9	-15.3	13.5	-7.3	-1.1
Motion picture, video and TV programme production, music publishing activities	J59	17.9	-8.9	-16.8	-6.2	32.9	24.6	12.6
Programming and broadcasting activities	J60	13.3	6.5	7.0	9.9	3.3	9.7	7.9
Telecommunications	J61	6.0	1.5	5.3	10.4	-0.7	4.8	6.6
Computer programming, consultancy and related activities	J62	10.0	3.7	0.5	0.9	39.7	24.5	27.0
Information service activities	J63	6.1	12.4	27.0	4.3	15.0	20.3	10.9
Other business services								
Legal, accounting and management consultancy activities	M69_702	-4.8	-3.3	-11.0	-12.2	3.7	12.5	27.3
Architectural and engineering activities; technical testing and analysis	M71	-8.6	-8.5	-6.6	-4.1	1.5	12.8	6.3
Advertising and market research	M73	-6.6	-0.7	4.2	8.6	14.6	11.6	5.4
Other professional, scientific and technical activities	M74	10.1	9.0	-10.2	-9.1	12.8	-3.3	16.2
Employment activities	N78	2.7	8.7	15.6	20.9	10.1	-6.6	-19.8
Travel agency, tour operator and other reservation service and related activities	N79	10.0	-2.8	-8.8	-4.4	24.1	15.6	10.4
Security and investigation activities	N80	13.1	15.4	13.1	17.7	7.8	-2.0	1.7
Cleaning activities	N812	-6.0	-2.6	-11.2	-6.6	28.4	0.1	7.1
Office administrative, office support and other business support activities	N82	7.0	10.5	11.4	8.6	9.4	17.4	15.0

¹ Working day adjusted.

² Preliminary data.

Table 3

**Turnover indices in services - seasonally adjusted
(2015 = 100)**

Economic activities	Eurostat code	Quarter of 2017				Quarter of 2018 ¹		
		I	II	III	IV	I	II	III
Transportation, storage and post - total	H	102.5	104.4	108.0	109.5	113.4	116.5	117.6
Land transport	H49	100.7	101.6	105.2	107.2	111.3	113.9	113.7
Water transport	H50	82.5	79.8	91.2	79.9	95.8	81.6	83.5
Air transport	H51	84.4	90.5	91.3	86.8	91.7	100.9	98.0
Warehousing and support activities for transportation	H52	110.8	113.7	117.6	119.4	121.6	124.8	131.6
Postal and courier activities	H53	108.2	113.6	117.1	121.9	127.2	133.3	126.7
Information and communication	J	103.5	111.0	115.4	120.9	124.3	127.9	133.3
Publishing activities	J58	99.3	106.8	110.4	93.5	112.3	100.2	108.0
Motion picture, video and TV programme production, music publishing activities	J59	93.6	99.6	101.1	120.1	124.1	125.0	122.4
Programming and broadcasting activities	J60	112.6	112.6	113.3	116.5	118.1	122.5	118.8
Telecommunications	J61	108.3	106.8	107.7	112.4	107.5	111.6	114.4
Computer programming, consultancy and related activities	J62	97.7	112.7	118.7	128.0	136.6	141.1	150.4
Information service activities	J63	117.9	131.0	149.8	142.1	146.5	152.5	156.7
Other business services								
Legal, accounting and management consultancy activities	M69_702	105.3	103.2	99.5	96.4	107.4	113.8	122.3
Architectural and engineering activities; technical testing and analysis	M71	81.1	79.6	79.3	79.4	80.3	87.6	85.3
Advertising and market research	M73	101.2	105.9	105.4	108.9	114.3	117.7	114.0
Other professional, scientific and technical activities	M74	100.5	112.9	95.9	98.8	113.4	109.4	111.4
Employment activities	N78	92.7	113.4	123.5	130.2	102.1	105.9	99.1
Travel agency, tour operator and other reservation service and related activities	N79	106.5	106.1	109.0	110.2	118.5	118.7	121.8
Security and investigation activities	N80	114.0	117.7	119.9	124.4	123.7	119.4	122.0
Cleaning activities	N812	97.4	101.1	99.6	104.8	123.5	100.4	110.6
Office administrative, office support and other business support activities	N82	121.4	124.7	128.1	127.3	133.0	144.9	144.1

¹ Preliminary data.



Table 4

**Turnover indices in services - working day adjusted
(2015 = 100)**

Economic activities	Eurostat code	Quarter of 2017				Quarter of 2018 ¹		
		I	II	III	IV	I	II	III
Transportation, storage and post - total	H	91.3	104.2	118.7	111.3	102.5	117.5	129.2
Land transport	H49	92.3	102.3	108.1	111.1	103.8	115.1	116.1
Water transport	H50	71.6	82.6	101.0	79.3	83.2	83.8	91.9
Air transport	H51	43.1	91.5	192.3	52.7	46.8	113.0	201.1
Warehousing and support activities for transportation	H52	97.9	111.1	130.0	123.2	108.4	122.9	148.8
Postal and courier activities	H53	105.7	112.4	114.2	128.3	125.0	133.0	120.5
Information and communication	J	97.6	110.1	109.8	134.8	116.2	126.9	127.2
Publishing activities	J58	87.7	101.7	115.2	104.4	99.5	94.3	113.9
Motion picture, video and TV programme production, music publishing activities	J59	77.5	97.7	84.0	169.5	103.0	121.7	94.6
Programming and broadcasting activities	J60	100.6	120.1	92.9	143.4	103.9	131.7	100.2
Telecommunications	J61	104.3	105.5	108.6	116.9	103.6	110.6	115.8
Computer programming, consultancy and related activities	J62	91.4	112.2	110.5	145.3	127.7	139.7	140.3
Information service activities	J63	118.9	126.1	138.2	153.7	136.7	151.7	153.2
Other business services								
Legal, accounting and management consultancy activities	M69_702	92.9	103.8	92.8	110.8	96.3	116.8	118.1
Architectural and engineering activities; technical testing and analysis	M71	61.5	72.8	77.5	105.0	62.4	82.1	82.4
Advertising and market research	M73	83.8	108.9	94.3	135.0	96.0	121.5	99.4
Other professional, scientific and technical activities	M74	92.3	107.4	93.7	113.9	104.1	103.9	108.9
Employment activities	N78	92.7	113.4	123.5	130.2	102.1	105.9	99.1
Travel agency, tour operator and other reservation service and related activities	N79	61.8	105.5	178.7	65.6	76.7	122.0	197.3
Security and investigation activities	N80	108.0	119.3	119.5	130.2	116.4	116.9	121.5
Cleaning activities	N812	83.2	106.9	107.3	104.1	106.8	107.0	114.9
Office administrative, office support and other business support activities	N82	121.1	123.5	123.9	132.4	132.5	145.0	142.5

¹ Preliminary data.