



## EMPLOYEES UNDER LABOUR CONTRACT AND GROSS AVERAGE WAGES AND SALARIES, THIRD QUARTER OF 2018

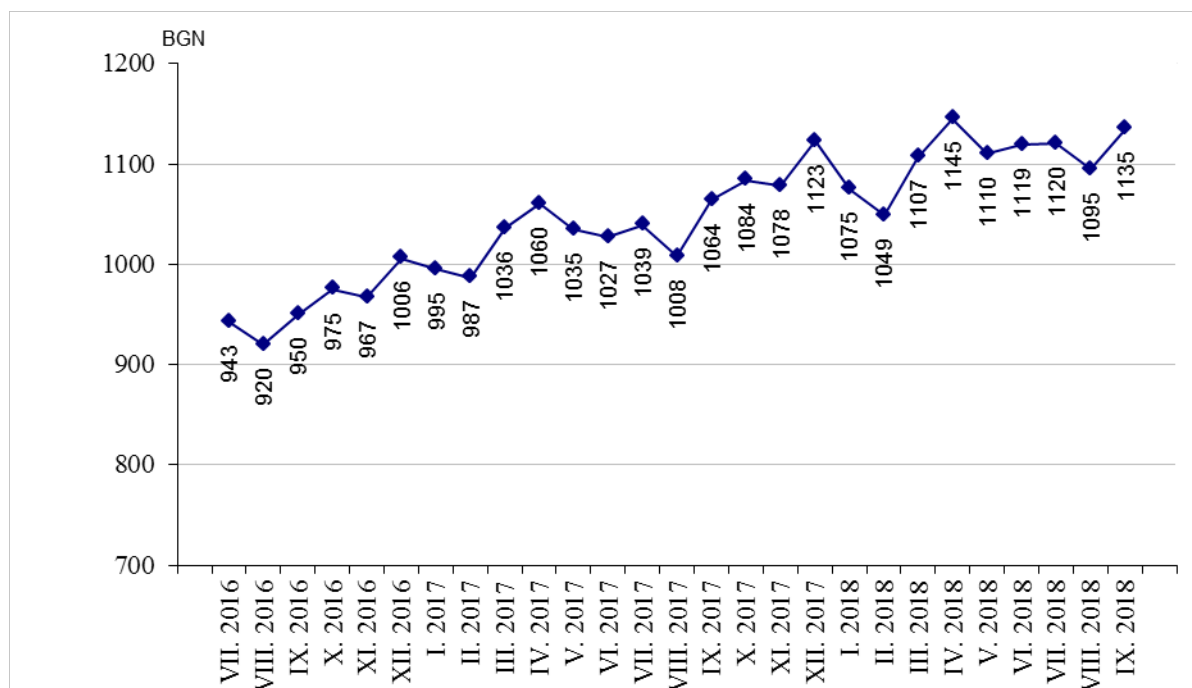
According to the preliminary data of the National Statistical Institute (NSI) at the end of September 2018 the **number of employees** under labour contract decreased by 36.9 thousand or 1.6% as compared to the end of June 2018 and reached 2.32 million. The highest decrease was observed in economic activities: ‘Accommodation and food service activities’ - 14.8%, ‘Arts, entertainment and recreation’ - 5.9% and in ‘Mining and quarrying’ - by 2.3%. The highest increase of the number of employees was recorded in ‘Construction’ - by 1.9% and ‘Education’ - by 1.6%.

In the structure of employees by economic activities the biggest relative share of employees was in ‘Manufacturing’ - 21.9% and ‘Wholesale and retail trade; repair of motor vehicles and motorcycles’ - 16.9%.

At the end of September 2018 as compared to September 2017 the number of employees under labour contract increased by 6.9 thousand or 0.3%. The highest increase in absolute figures was observed in economic activities ‘Construction’ - 7.0 thousand, ‘Information and communication’ - 4.2 thousand, and ‘Human health and social work activities’ - 2.6 thousand and the highest decrease - in ‘Manufacturing’ - 2.5 thousand. In percentages the highest increase at the end of September 2018 as compared to September 2017 was also in economic activity ‘Construction’ - by 5.7% and ‘Information and communication’ - by 5.0%, as the highest decrease was reported in ‘Arts, entertainment and recreation’ - by 4.4%.

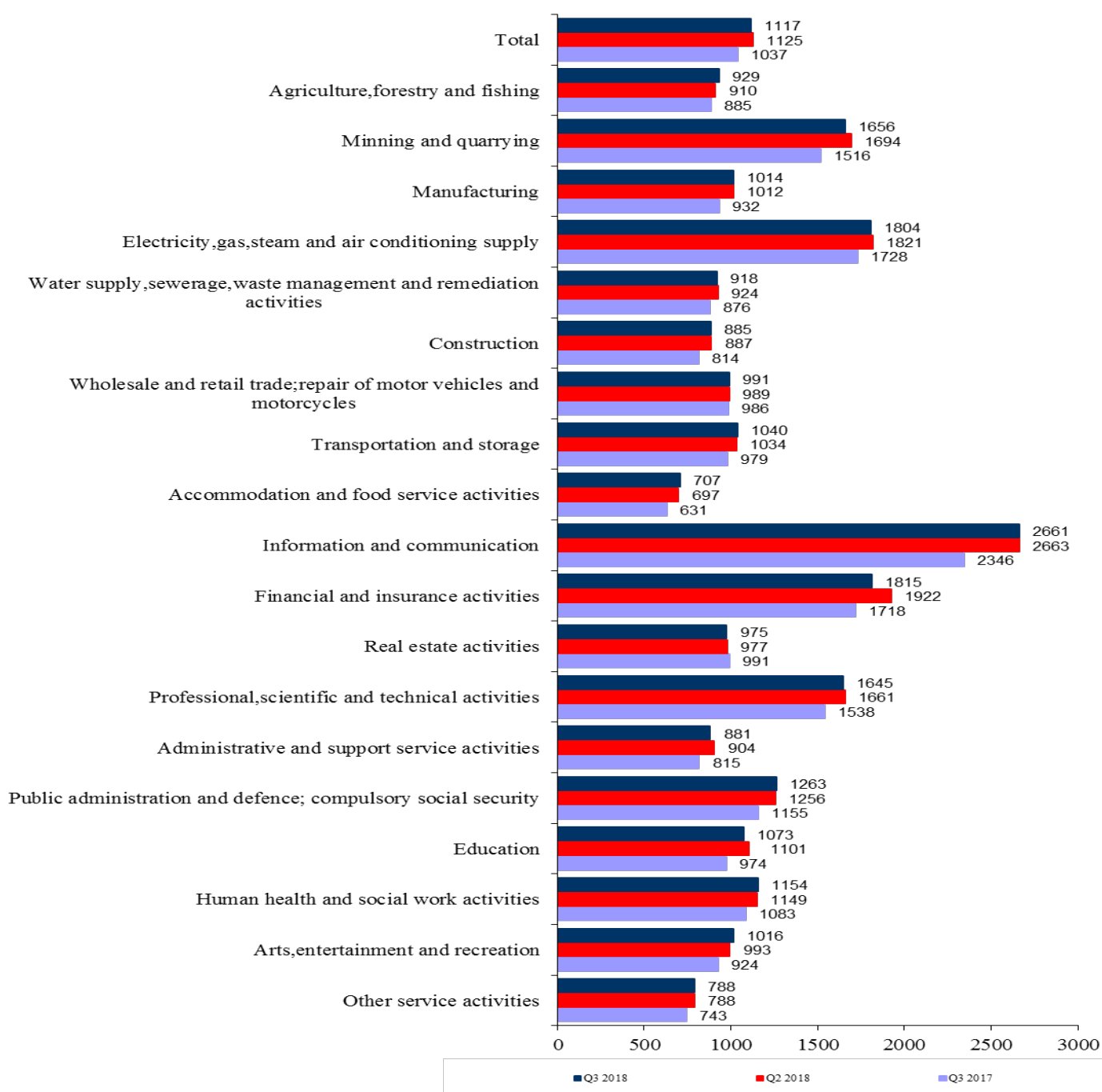
The **average monthly wages and salaries** of the employees under labour contract in July was 1 120 BGN, in August - 1 095 BGN and in September 2018 - 1 135 BGN.

**Figure 1. Gross average wages and salaries by months**



In the third quarter of 2018 in comparison with the second quarter of 2018 the average monthly wages and salaries decreased by 0.7% getting 1 117 BGN. The highest decrease in wages and salaries was reported in 'Financial and insurance activities' - by 5.6%, 'Administrative and support service activities' and 'Education' - by 2.5%.

**Figure 2. Gross average monthly wages and salaries of the employees under labour contract by economic activities (BGN)**





Compared to the third quarter of 2017 the average monthly wages and salaries in the third quarter of 2018 rose by 7.7%. The highest growth rates were recorded in economic activities: ‘Information and communication’ - 13.4%, ‘Accommodation and food service activities’ - 12.0% and ‘Education’ - 10.2%.

The economic activities with the highest wages and salaries in the third quarter of 2018 were:

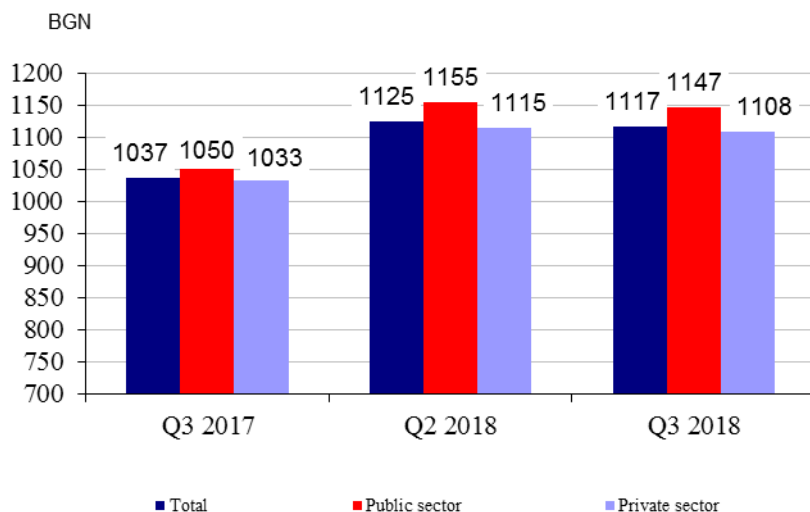
- ‘Information and communication’ - 2 661 BGN
- ‘Financial and insurance activities’ - 1 815 BGN
- ‘Electricity, gas, steam and air conditioning supply’ - 1 804 BGN.

The lowest wages and salaries were recorded in:

- ‘Accommodation and food service activities’ - 707 BGN
- ‘Other service activities’ - 788 BGN
- ‘Administrative and support service activities’ - 881 BGN.

In comparison with a year earlier the average monthly wages and salaries in public sector grew by 9.2% while in private sector - by 7.3%.

**Figure 3. Gross average monthly wages and salaries by kind of ownership**





## Methodological notes

The source of information is the Quarterly Survey on employees, hours worked, wages and salaries, and other expenditures paid by the employer. It is sample survey which main purpose is to make a study of the current state and dynamics of some main aspects of labour market. The sample used for the survey is a stratified random sample without replacement. Stratification criteria used include: economic activity (NACE rev. 2), size of the enterprise (according to the number of employees) and regional breakdown (28 districts, NUTS3).

More methodological information on the quarterly survey and data could be found on the NSI official website:

[http://www.nsi.bg/sites/default/files/files/metadata/Labour\\_Method\\_1.1\\_EN.pdf](http://www.nsi.bg/sites/default/files/files/metadata/Labour_Method_1.1_EN.pdf);

<http://www.nsi.bg/en/content/6398/short-term-statistics>.



## Annex

**Table 1**

### Employees under labour contract at the end of the month by economic activities in 2018<sup>1</sup>

(Number)

| Economic activities  | 2018           |                |                |
|--|----------------|----------------|----------------|
|  | July           | August         | September      |
| <b>Total</b>   | <b>2362661</b> | <b>2344658</b> | <b>2317473</b> |
| Agriculture, forestry and fishing                                    | 75789          | 74576          | 74565          |
| Mining and quarrying   | 21607          | 21411          | 21331          |
| Manufacturing  | 513910         | 509782         | 507400         |
| Electricity, gas, steam and air conditioning supply                  | 30251          | 30258          | 30207          |
| Water supply, sewerage, waste management and remediation activities  | 36873          | 36917          | 36746          |
| Construction   | 127212         | 128097         | 128897         |
| Wholesale and retail trade; repair of motor vehicles and motorcycles | 400026         | 397620         | 392344         |
| Transportation and storage   | 145210         | 144541         | 143876         |
| Accommodation and food service activities                            | 147493         | 140904         | 118805         |
| Information and communication  | 88774          | 88623          | 88747          |
| Financial and insurance activities                                   | 58138          | 58010          | 57427          |
| Real estate activities   | 22176          | 22054          | 21652          |
| Professional, scientific and technical activities                    | 81389          | 81171          | 80787          |
| Administrative and support service activities                        | 120970         | 120016         | 118476         |
| Public administration and defence; compulsory social security        | 114089         | 113888         | 113685         |
| Education  | 159957         | 158452         | 166437         |
| Human health and social work activities                              | 144555         | 144473         | 144547         |
| Arts, entertainment and recreation                                   | 35853          | 35572          | 33997          |
| Other service activities   | 38389          | 38293          | 37547          |

<sup>1</sup> Preliminary data.



**Table 2**

**Gross average monthly wages and salaries of the employees under labour contract by economic activities in 2018<sup>1</sup>**

(BGN)

| Economic activities  | 2018        |             |             |
|--|-------------|-------------|-------------|
|  | July        | August      | September   |
| <b>Total</b>   | <b>1120</b> | <b>1095</b> | <b>1135</b> |
| Agriculture, forestry and fishing                                    | 894         | 897         | 996         |
| Mining and quarrying   | 1636        | 1490        | 1845        |
| Manufacturing  | 1009        | 998         | 1034        |
| Electricity, gas, steam and air conditioning supply                  | 1747        | 1718        | 1947        |
| Water supply, sewerage, waste management and remediation activities  | 913         | 922         | 917         |
| Construction   | 891         | 888         | 875         |
| Wholesale and retail trade; repair of motor vehicles and motorcycles | 994         | 984         | 995         |
| Transportation and storage   | 1037        | 1020        | 1062        |
| Accommodation and food service activities                            | 704         | 700         | 720         |
| Information and communication  | 2614        | 2628        | 2740        |
| Financial and insurance activities                                   | 1846        | 1786        | 1812        |
| Real estate activities   | 977         | 974         | 976         |
| Professional, scientific and technical activities                    | 1638        | 1663        | 1634        |
| Administrative and support service activities                        | 872         | 870         | 901         |
| Public administration and defence; compulsory social security        | 1484        | 1149        | 1157        |
| Education  | 1054        | 1033        | 1130        |
| Human health and social work activities                              | 1148        | 1154        | 1162        |
| Arts, entertainment and recreation                                   | 1026        | 990         | 1032        |
| Other service activities   | 783         | 783         | 800         |

<sup>1</sup> Preliminary data.