



## CRIMES, ACCUSED PERSONS AND PERSONS CONVICTED IN 2017

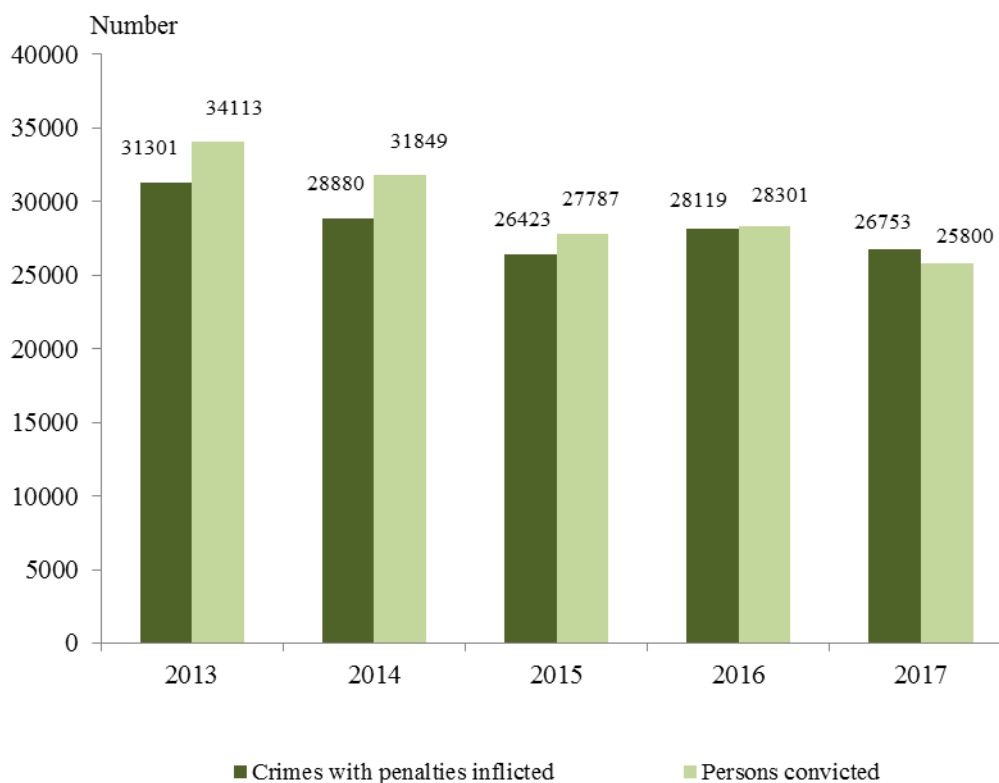
The trials of 34 535 committed **crimes** were concluded in 2017. Proceedings of 11 482 crimes were ended with effective sentences, of 15 271 crimes - with conditional sentences, of 825 crimes - with acquittal sentences, of 351 crimes - with suspension and of 6 606 crimes - with release of penalty.

Proceedings of 26 753 committed crimes were ended with penalties (effective and conditionally). That was by 4.9% less in comparison with 2016. 13 444 crimes of them were committed in 2017 (50.3% of the total number), 8 257 (30.8%) - in 2016 and 5 052 (18.9%) - in previous years.

The number of **accused persons** in 2017 was 33 629, of which:

- Persons with effective sentence of conviction amounted to 11 027 (it presents 32.8% of the total number of accused persons);
- Conditionally sentenced were 14 773 persons or 43.9% of the total number of accused persons;
- 6 712 persons or 20.0% of the total number of accused persons were released from penalty;
- 740 accused persons were acquitted (2.2%);
- The trials of 377 persons (1.1%) were suspended.

**Figure 1. Crimes with penalty inflicted and persons convicted during the period of 2013 - 2017**





The number of **persons convicted with penalties came into force** was 25 800 in 2017. Compared to 2016 the number of persons convicted decreased by 8.8%.

The group of convicted persons aged 14 - 17 years presents 4.5% (1 152 persons) of the total number of convicted persons.

In 2017 the **rate of criminal activity**<sup>1</sup> was 421 per 100 000 persons of average annual criminally responsible<sup>2</sup> population (age of 14 and over) and it was less by 7.9% compared to 2016.

### 1. Rate of criminal activity by sex of the persons convicted

Years	Total	Male	Female
2013	539	1026	84
2014	506	964	80
2015	445	846	72
2016	457	865	79
2017	421	802	68

Highest was the rate of criminal activity of age group from 18 to 24 years (1 141 convicted persons per 100 000 persons of the population of the same age group). In growing age groups that coefficient become smaller as the lowest was the rate of criminal activity of persons aged over 50 - 127 persons per 100 000.

The rate of criminal activity of juvenile persons (14 - 17 years) was 456 per 100 000 persons of the respective population as the highest was rate of criminal activity of the persons aged 17 years - 705 persons per 100 000 persons of the total population of that age group.

### 2. Rate of criminal activity by age of the persons convicted in 2016 and 2017

Age	2016	2017
<b>Total</b>	<b>457</b>	<b>421</b>
14 - 17	436	456
18 - 24	1250	1141
25 - 29	960	906
30 - 39	767	717
40 - 49	480	427
50 and over	133	127

<sup>1</sup> Persons convicted per 100 000 persons of the average annual population aged 14 and over.

<sup>2</sup> According to Art. 31, para 1 and 2 of the Penal Code. See methodological notes.



## Crimes with penalty inflicted and persons convicted by chapters of the Criminal Code and some kinds of crimes

### Generally dangerous crimes

**The crimes of general danger** (such committed in a way presenting a general danger or by means of general danger at the transport and communication, directed against public health or environment, related to the usage of nuclear energy for peace purposes, and other crimes of general danger) hold the first place as a number and relative share in the total of punished criminality in 2017. In 2017, 12 837 crimes of this kind have been punished, that presents 48.0% of the total crimes ended with penalties. The number of persons convicted for commitment of that type of crimes was 11 582 or 44.9% of the total number of convicted persons. In comparison with 2016 an increase was observed by 5.2% of crimes and decrease of the number of persons convicted for that type of crimes by 1.3%.

- Among the generally dangerous crimes the highest were number and relative share of punished *crimes against the transport and communications* 9 731. That presents 75.8% of the total number of generally dangerous crimes. The number of persons convicted for that kind of crimes was 8 979 or 77.5% of the convicted for generally dangerous crimes persons.
- In 2017 the number of punished drug-related crimes was 2 402, 15.5% more than 2016. Persons convicted for that type of crimes was 1 991 (4.5% more than 2016).

### Crimes against the property

**The crimes against the property** (theft and robbery of property, misappropriation, fraud, extortion, receiving stolen goods, destroying and damaging of property) hold second place in the structure of punished criminality. The number of punished crimes against the property in 2017 was 5 692 or 21.3% of the total number of crimes with penalty inflicted and 10.3% less than 2016. Persons convicted for that type of crimes were 6 427 that presents 24.9% of the total number of convicted persons in 2017.

- *Thefts of property* were most populated crimes among the punished crimes against the property. Their relative share was 65.9% from the crimes against property and 14.0% from the total number of crimes with penalties inflicted. 3 752 crimes of that kind were concluded with penalty and 4 443 persons were convicted.
- According to their legal and criminal characteristics, *robberies* are among most grave crimes. 703 persons were convicted for commitment of 605 robberies in 2017.
- 560 crimes were ended with penalties for committed *frauds* as the number of persons convicted for that type of crimes was 602 (9.4% of the total number of persons convicted for crimes against the property).

### Crimes against the activity of state bodies, public organizations and persons performing public duties

1 681 **crimes against the activity of state bodies, public organizations and persons performing public duties** (crimes against the order governing, crimes at work, crimes against the justice and bribery) were ended with penalties in 2017. That presents 6.3% of the total number of punished crimes. 1 732 persons were convicted for that type of crimes, or 6.7% of the total number of convicted persons.



- *Illegal crossing of the boundary* is the most widely distributed kind among these crimes. For 811 committed crimes 897 persons were convicted that presents 48.2% and 51.8% of the total number of crimes and persons convicted for crimes against the activity of state bodies, public organizations and persons performing public duties respectively.
- For commitment of 94 *bringing of persons across the boundary* 143 persons, or 8.3% of convicted for crimes against the activity of state bodies, public organizations and persons performing public duties respectively, were convicted.

### Crimes against the economy

Punished **crimes against the economy** (general property offences, crimes against the creditors, individual economic branches, custom regime and against the monetary and credit system) in 2017 were 2 009 or 7.5% of the total number of punished crimes. For commitment of that kind of crimes 2 023 persons were convicted that presents 7.8% of the total number of persons convicted.

### Crimes against the person

In 2017 1 745 (6.5%) **crimes against the person** (homicides, bodily harm, kidnapping and illegal constraint, compulsion, insult and libel, depravity and traffic of people) were ended with penalty as 1 509 persons (5.8%) were convicted.

- Among the crimes against the person highest was the number and relative share of *bodily harms*. The number of crimes ended with penalties inflicted for commitment of that type of crimes was 836. For that type of crimes 789 persons were convicted (52.3% of the total number of convicted persons for crimes against the person).
- 102 persons were convicted for commitment of 90 *homicides* (committed and attempted).
- 247 criminal proceedings were concluded with penalty for *debauchery* as 211 persons were convicted.
- The number of persons convicted for *rape* (committed and attempted) amounted to 47 persons for 44 committed and attempted rapes.
- 99 trials for *trafficking of people* were concluded with penalty as persons convicted for that kind of crimes commitment were 38.

### Persons convicted for other types of crimes

In 2017 were convicted for commitment of:

- Crimes against the marriage, family and youth - 699 persons (2.7% of the total number of convicted);
- Documentary crimes - 830 persons (3.2%);
- Crimes against the order and public peace - 595 persons (2.3%);
- Crimes against the rights of citizens - 260 persons (1.0%);
- Crimes against the financial, tax and insurance systems - 136 persons (0.5%).

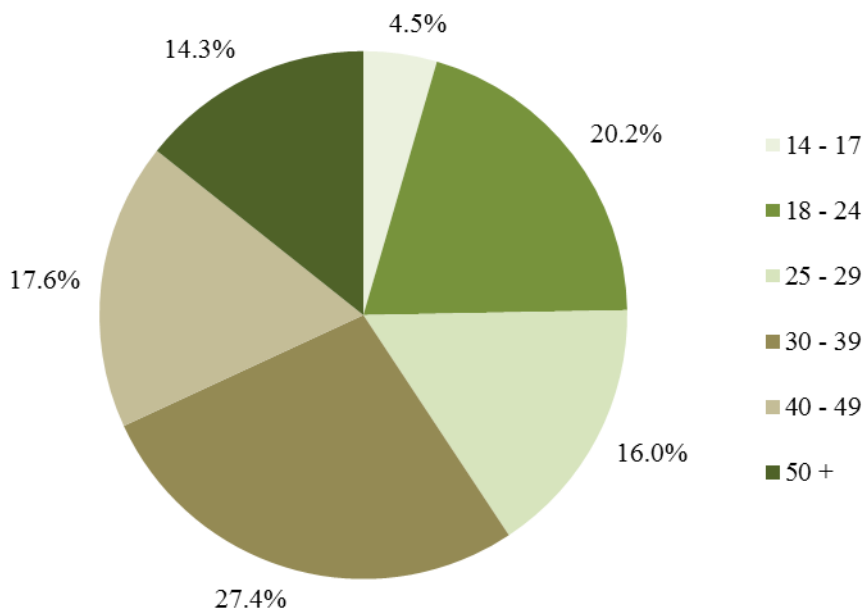
### Persons convicted by gender and age

The distribution of convicted persons by gender and age in 2017 was:



- The number of convicted males was 23 662 or 91.7% of the total number of convicted persons. The highest was relative share of males aged 30 - 39 years - 27.5% of the total number of convicted males.
  - The number of convicted females was 2 138 (8.3%).
- The coefficient of criminal activity of convicted males was 802 per 100 000 persons of respective population as well as for females it was 68 per 100 000 persons.

**Figure 2. Structure of convicted by age in 2017**



### **Persons convicted by penalties imposed**

In the structure of convicted persons by penalty imposed highest was the number and relative share of persons convicted to *imprisonment*. They were 20 918 (81.1% of the total number of convicted persons) in 2017. Highest was share of persons convicted to imprisonment till 6 months (52.0%) and from 6 months to 1 year - 29.0% of the total number of convicted to imprisonment.

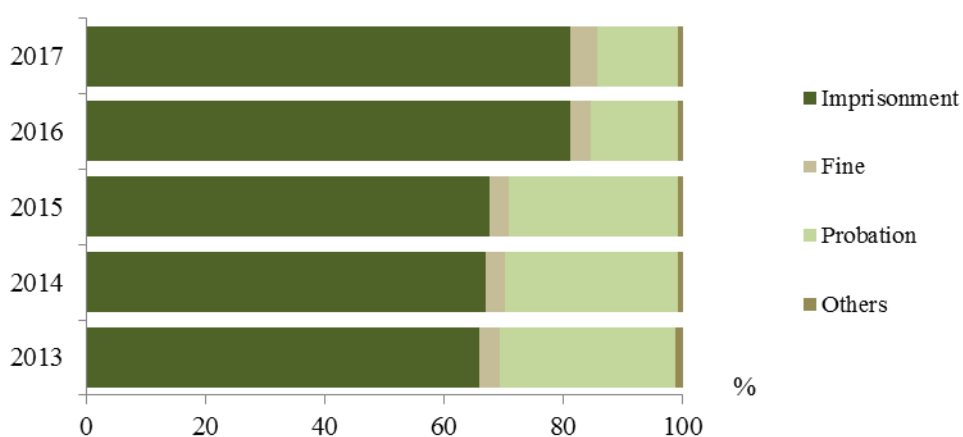


### 3. Persons convicted to imprisonment in 2017

Imprisonment	Number	Structure (%)
<b>Total</b>	<b>20918</b>	<b>100.0</b>
Up to 6 months	10869	52.0
From 6 to 12 months	6074	29.0
From 1 to 3 years	3427	16.4
From 3 to 5 years	319	1.5
From 5 to 10 years	166	0.8
From 10 to 15 years	39	0.2
From 15 to 20 years	19	0.1
From 20 to 30 years	5	0.0

Penalty of *probation* was imposed to 3 509 persons (13.6% of the total number of convicted persons). Penalty of *fine* was imposed to 1 174 persons, or 4.6% of the total number of convicted persons and to *public censure* - 194 persons. Penalty of *life imprisonment* - to 2 persons and *life imprisonment without parole* - to 3 persons.

**Figure 3. Structure of persons convicted by penalty imposed during the period of 2013 - 2017**





### **Methodological notes**

Statistical data on crimes with penalties inflicted and persons convicted are obtained on the basis of annual data, received from the regional, district and military courts.

The survey object is the activity of the regional and district courts on penal trials of general, private and administrative character. Since 1998 the information for the activity of military courts is also included and since 2012 - of the Special Criminal Court. The information about the activity of Supreme Court of Cassation is not included.

Surveyed units are crimes, concluded with penalty inflicted and persons convicted with sentences come into force.

The numbers of crimes and persons convicted for certain reference year include those with sentence that has come into force during the same year.

The number of accused persons covers: convicted persons, conditionally convicted, discharged persons with proceedings finished suspension and persons with proceedings released from penalty.

Persons convicted with all kinds of inflicted penalty, including conditionally sentenced persons are included in the total number of persons convicted.

All crimes with penalties inflicted regardless they had been committed by one or more persons are included in the number of crimes concluded with penalty inflicted.

The age of persons convicted is given in completed years. Persons who have completed 14, but not 18 years are considered juveniles. Adult are persons above 18 years.

Convicted juvenile persons are included in the total number of persons convicted.

According to Chapter Three, Art. 31, Para. (1) and (2) of the Penal Code criminally responsible is the person of age - who has accomplished 18 years of age, who in a state of sanity commits a crime. A juvenile who has accomplished 14 years of age but who has not accomplished 18 years of age shall be criminally responsible if he could have realized the quality and the importance of the act and handle his conduct.

The criminal activity rate is calculated as correlation between the number of persons convicted and average annual number of the criminally responsible population (age of 14 and over) per 100 000 persons.

Data on crimes with penalties inflicted and persons convicted are obtained based on the NSI's statistical survey data and data from administrative source - the Unified Information System for Counteraction to Criminality.

Additional statistical information and data from the survey 'Crimes, accused and persons convicted' are available in IS INFOSTAT ([https://infostat.nsi.bg/infostat/pages/module.jsf?x\\_2=56](https://infostat.nsi.bg/infostat/pages/module.jsf?x_2=56)) as well as on the NSI's website ([www.nsi.bg](http://www.nsi.bg)), section 'Justice and Crime'.





Annex

**Table 1**  
**Crimes with penalties inflicted by chapters of the Penal Code and some kind of crimes<sup>1</sup>**

(Number)

Chapters of the Penal Code Kinds of crimes	2013	2014	2015	2016	2017
<b>Total<sup>2</sup></b>	<b>31301</b>	<b>28880</b>	<b>26423</b>	<b>28119</b>	<b>26753</b>
of which:					
<b>Crimes against the person</b>	<b>1818</b>	<b>1741</b>	<b>1757</b>	<b>1770</b>	<b>1745</b>
of which:					
Intentional homicide (committed and attempted)	106	103	120	97	90
Bodily harm	774	762	758	766	836
Depravity	327	307	251	260	247
incl.: Rape (committed and attempted)	97	83	55	66	44
<b>Crimes against the marriage, family and youth</b>	<b>861</b>	<b>971</b>	<b>857</b>	<b>826</b>	<b>749</b>
<b>Crimes against the property</b>	<b>9629</b>	<b>7937</b>	<b>6523</b>	<b>6345</b>	<b>5692</b>
of which:					
Theft	7244	5823	4593	4281	3752
Robbery	775	693	576	574	605
Misappropriation	184	132	115	133	134
<b>Crimes against the economy</b>	<b>3192</b>	<b>2809</b>	<b>2133</b>	<b>2349</b>	<b>2009</b>
<b>Crimes against the financial, tax and insurance systems</b>	<b>153</b>	<b>152</b>	<b>180</b>	<b>135</b>	<b>141</b>
<b>Crimes against the activity of state bodies, public organisations and persons, performing public duties</b>	<b>2659</b>	<b>3034</b>	<b>2699</b>	<b>2401</b>	<b>1681</b>
<b>Documentary crimes</b>	<b>1206</b>	<b>1098</b>	<b>957</b>	<b>1276</b>	<b>1035</b>
<b>Crimes against the order and the public peace</b>	<b>656</b>	<b>567</b>	<b>524</b>	<b>566</b>	<b>597</b>
incl.: Hooliganism	413	407	383	414	421
<b>Generally dangerous crimes</b>	<b>10898</b>	<b>10252</b>	<b>10490</b>	<b>12201</b>	<b>12837</b>
of which:					
Crimes against the transport and communications	8405	7996	8116	9473	9731
Theft of motor vehicles	172	142	180	177	181
Drug - related crimes	1662	1555	1739	2079	2402
<b>Military crimes</b>	<b>11</b>	<b>5</b>	<b>1</b>	<b>8</b>	<b>4</b>

<sup>1</sup>According to sentences come into force.

<sup>2</sup>Incl. persons convicted for crimes committed abroad.





**Table 2**

**Persons convicted by chapters of the penal code and some kinds of crimes<sup>1</sup>**

(Number)

Chapters of the Penal Code, Kinds of crimes	2013	2014	2015	2016	2017
<b>Total<sup>2</sup></b>	<b>34113</b>	<b>31849</b>	<b>27787</b>	<b>28301</b>	<b>25800</b>
of which:					
<b>Crimes against the person</b>	<b>1635</b>	<b>1526</b>	<b>1477</b>	<b>1464</b>	<b>1509</b>
of which:					
Intentional homicide (committed and attempted)	111	108	132	101	102
Bodily harm	741	765	701	739	789
Depravity	312	263	208	220	211
incl.: Rape (committed and attempted)	101	87	51	61	47
<b>Crimes against the marriage, family and youth</b>	<b>840</b>	<b>923</b>	<b>817</b>	<b>785</b>	<b>699</b>
<b>Crimes against the property</b>	<b>12392</b>	<b>10003</b>	<b>8041</b>	<b>7431</b>	<b>6427</b>
of which:					
Theft	9864	7794	6054	5346	4443
Robbery	964	847	706	668	703
Misappropriation	160	139	116	126	138
<b>Crimes against the economy</b>	<b>3283</b>	<b>2865</b>	<b>2154</b>	<b>2410</b>	<b>2023</b>
<b>Crimes against the financial, tax and insurance systems</b>	<b>134</b>	<b>135</b>	<b>151</b>	<b>121</b>	<b>136</b>
<b>Crimes against the activity of state bodies, public organisations and persons, performing public duties</b>	<b>3527</b>	<b>4901</b>	<b>3577</b>	<b>2689</b>	<b>1732</b>
<b>Documentary crimes</b>	<b>894</b>	<b>762</b>	<b>644</b>	<b>868</b>	<b>830</b>
<b>Crimes against the order and the public peace</b>	<b>684</b>	<b>566</b>	<b>567</b>	<b>561</b>	<b>595</b>
incl.: Hooliganism	403	403	402	401	355
<b>Generally dangerous crimes</b>	<b>10484</b>	<b>9866</b>	<b>10093</b>	<b>11737</b>	<b>11582</b>
of which:					
Crimes against the transport and communications	8239	7841	7960	9273	8979
Theft of motor vehicles	179	170	182	172	190
Drug - related crimes	1491	1388	1570	1906	1991
<b>Military crimes</b>	<b>6</b>	<b>3</b>	<b>-</b>	<b>5</b>	<b>5</b>

<sup>1</sup>According to sentences come into force.

<sup>2</sup>Incl. persons convicted for crimes committed abroad.



**Table 3**

**Persons convicted according to sentences come into force by gender**

	2013	2014	2015	2016	2017
<b>Number</b>					
<b>Total<sup>1</sup></b>	<b>34113</b>	<b>31849</b>	<b>27787</b>	<b>28301</b>	<b>25800</b>
Male	31374	29250	25446	25778	23662
Female	2739	2599	2341	2523	2138
<b>Structure - %</b>					
<b>Total<sup>1</sup></b>	<b>100.0</b>	<b>100.0</b>	<b>100.0</b>	<b>100.0</b>	<b>100.0</b>
Male	92.0	91.8	91.6	91.1	91.7
Female	8.0	8.2	8.4	8.9	8.3

<sup>1</sup>Incl. persons convicted for crimes committed abroad.

**Table 4**

**Persons convicted according to sentences come into force by age**

Age	2013	2014	2015	2016	2017
<b>Number</b>					
<b>Total<sup>1</sup></b>	<b>34113</b>	<b>31849</b>	<b>27787</b>	<b>28301</b>	<b>25800</b>
14 - 17	1880	1633	1243	1108	1152
18 - 24	8705	8193	6909	6014	5224
25 - 29	5801	5294	4486	4546	4125
30 - 39	8979	8256	7317	7697	7076
40 - 49	5104	4892	4595	5030	4527
50 +	3644	3581	3237	3906	3696
<b>Structure - %</b>					
<b>Total<sup>1</sup></b>	<b>100.0</b>	<b>100.0</b>	<b>100.0</b>	<b>100.0</b>	<b>100.0</b>
14 - 17	5.5	5.1	4.5	3.9	4.5
18 - 24	25.5	25.7	24.9	21.2	20.2
25 - 29	17.0	16.6	16.1	16.1	16.0
30 - 39	26.3	25.9	26.3	27.2	27.4
40 - 49	15.0	15.4	16.5	17.8	17.6
50 +	10.7	11.3	11.7	13.8	14.3

<sup>1</sup>Incl. persons convicted for crimes committed abroad.



**Table 5**

**Persons convicted according to sentences come into force by penalties imposed**

Penalties imposed	(Number)				
	2013	2014	2015	2016	2017
<b>Total<sup>1</sup></b>	<b>34113</b>	<b>31849</b>	<b>27787</b>	<b>28301</b>	<b>25800</b>
of which: conditional	15271	15475	13220	16548	14773
Imprisonment	22468	21358	18783	22950	20918
Life imprisonment	3	5	-	6	2
Life imprisonment without parole	-	2	2	1	3
Fine	1204	1003	889	954	1174
Probation	10055	9209	7884	4172	3509
Other	383	272	229	218	194

<sup>1</sup>Incl. persons convicted for crimes committed abroad.